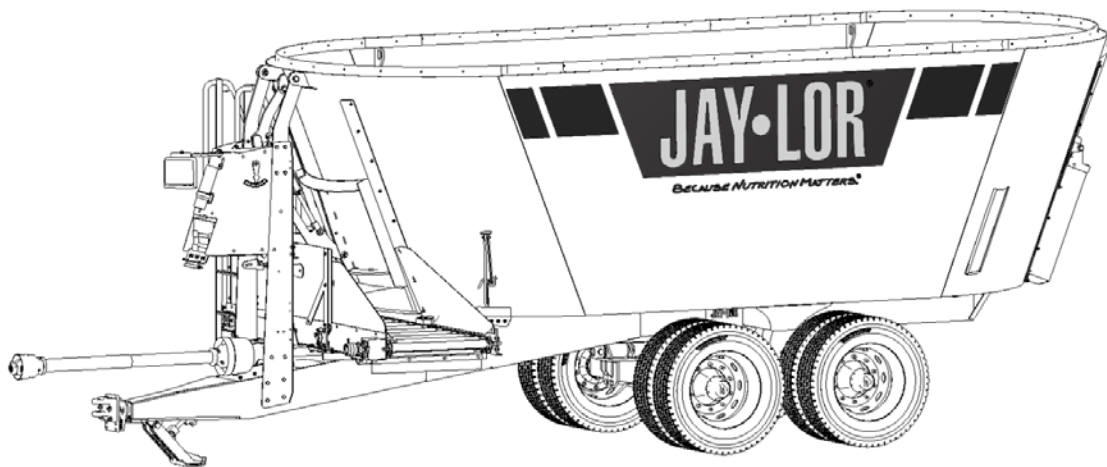


JAY•LOR[®] *BECAUSE
NUTRITION
MATTERS.*[™]

PARTS BOOK

5000 SERIES TWIN HD AUGER MODELS

5750HD 5850HD 51000HD 51250HD



"Because Nutrition Matters™"

Jaylor
071213 10th Line, East Garafraxa, Ontario, L9W6Z9 Tel: (519) 787-9353 Fax: (519) 787-7053

TABLE OF CONTENTS

- A. INTRODUCTION**
- B. CONTACT INFORMATION**
- C. GENERAL INFORMATION**
- D. PART NUMBERING SYSTEM**
- E. SERIAL NUMBER LOCATION**
- F. 001 – DRUM PARTS**
- G. 002 – FRAME / HITCH PARTS**
- H. 003 – LADDER / PLATFORM PARTS**
- I. 004 – WHEEL / HUB / AXLE PARTS**
- J. 005 – AUGER PARTS**
- K. 006 – CONVEYOR PARTS**
- L. 007 – DRIVELINE / GEARBOX PARTS**
- M. 008 – LUBE SYSTEM PARTS**
- N. 009 – HYDRAULIC / PNEUMATIC PARTS**
- O. 010 – SCALE / LIGHTING PARTS**

A. INTRODUCTION

This Dealer Copy of the Parts Book contains common and general information applicable to the Jaylor Mixers. It has been carefully designed to ensure that correct and accurate information is portrayed in every area of a typical unit, enabling efficient and effective service to the end user of Jaylor's products.

The format of this book consists of a fundamental breakdown of components and assemblies according to the area in which they are located or function on the machine. Each area of section contains illustrative information regarding a part or an assembly, along with information such as part numbers and quantities included. For details and pricing information regarding parts and assemblies depicted in the illustrations please contact Jaylor. Our service personnel will be more than willing to assist you in obtaining information as it pertains to Jaylor's line of products. Information and pricing for non-stock and/or custom items will be quoted on request.

Note:

Parts and assemblies in this book may not be exactly as shown. Jaylor reserves the right to make any changes/revisions/amendments at any time as deemed necessary to ensure that correct information is provided.

B. CONTACT INFORMATION

Contact Jaylor at:



**071213 10th Line
East Garafraxa, ON
Canada
L9W 6Z9**

Phone: (519) 787-9353
Fax: (519) 787-7053
E-mail: jaylor@jaylor.com
On the web: www.jaylor.com

C. GENERAL INFORMATION

It is important to use extreme caution when performing any type of service to this equipment. General information regarding service procedures and intervals is covered in the Owner Manual provided with the new product. For more specific product service, please contact Jaylor to obtain Technical Service Bulletins that outline the procedures and requirements for such.

It is also important to ensure that only Jaylor genuine or approved parts are to be used where applicable. Mismatched or incorrect components can result in machine damage or malfunction, or possibly personal injury.

D. PART NUMBERING SYSTEM

Jaylor's part numbering system consists of eleven digits as shown below:

XXX-000-12345

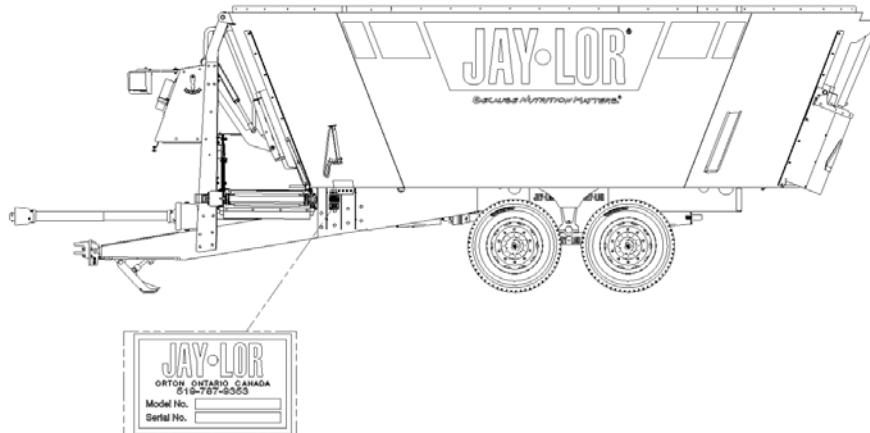
The first three digits are the **Product Group Code** (PGC), which consists of three alpha characters which will be referred to as (XXX). The next three numeric digits will be referred to as (000) and represent the **Product Code** (PC). The next five numeric digits represent the **Part Number** (PN) and are referred to as (12345).

The Product Code (PC) follows the following numbering convention:

| PC | Description |
|-----|-------------------------------|
| 000 | Universal Parts |
| 001 | Drum Parts |
| 002 | Frame/Hitch Parts |
| 003 | Ladder / Platform Parts |
| 004 | Wheel / Hub / Axle Parts |
| 005 | Auger Parts |
| 006 | Conveyor Parts |
| 007 | Driveline / Gearbox Parts |
| 008 | Lube System Parts |
| 009 | Hydraulic and Pneumatic Parts |
| 010 | Scale / Lighting Parts |

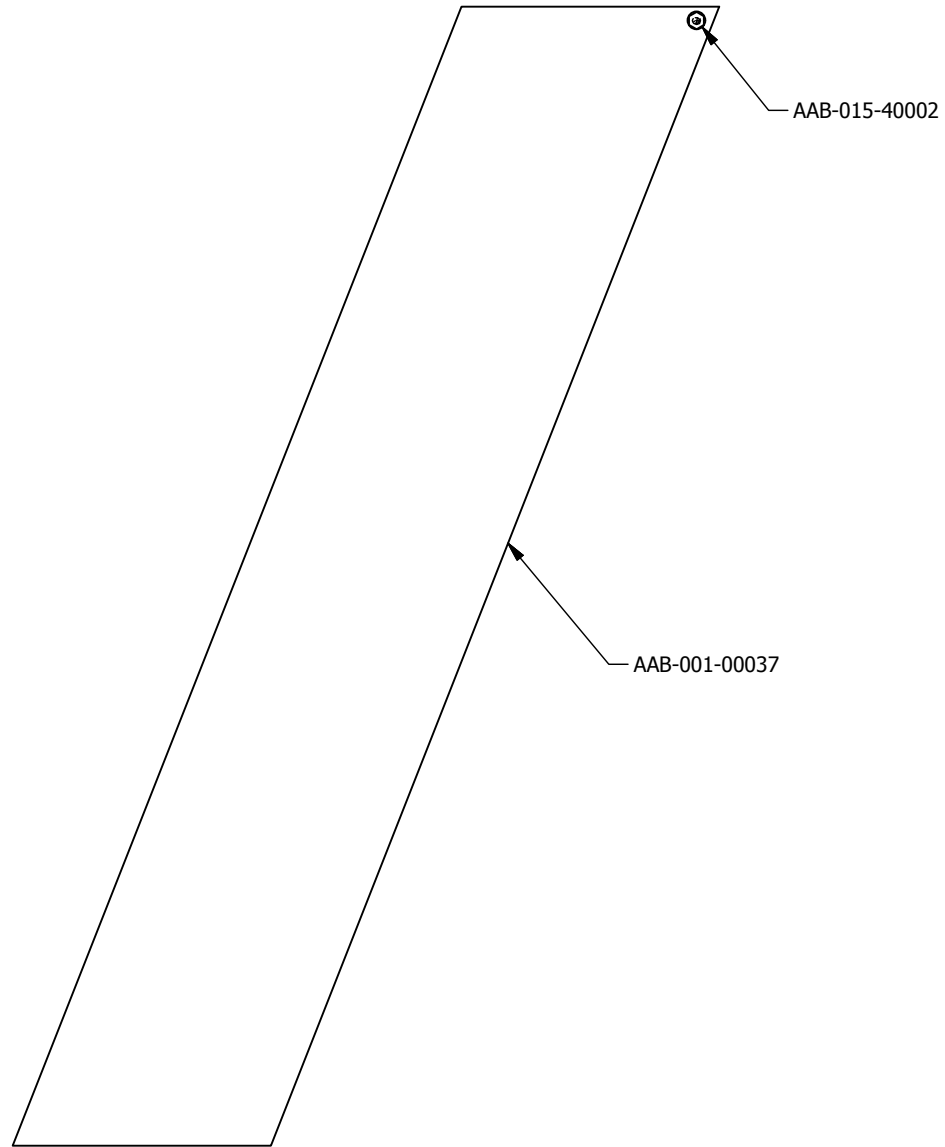
E. SERIAL NUMBER LOCATION

When ordering components for Jaylor products it is important to include the machine model and serial numbers if applicable. The serial number plate is located on the frame of the machine as indicated in the diagram below:



F. 001 – DRUM PARTS**Drawing Number Reference Chart:**

| Part | Model | | | |
|----------------------|---------------|--------|---------|---------|
| | 5750HD | 5850HD | 51000HD | 51250HD |
| Viewing Window | AAA-054-00144 | | | |
| Drum Extensions | AAA-054-00145 | | | |
| Restrictor Blade | AAA-054-00172 | | | |
| Hay Retention Ring | AAA-054-00173 | | | |
| Door Panels & Tracks | AAA-054-00329 | | | |
| Door Arms | AAA-054-00330 | | | |
| Door Shields | AAA-054-00331 | | | |

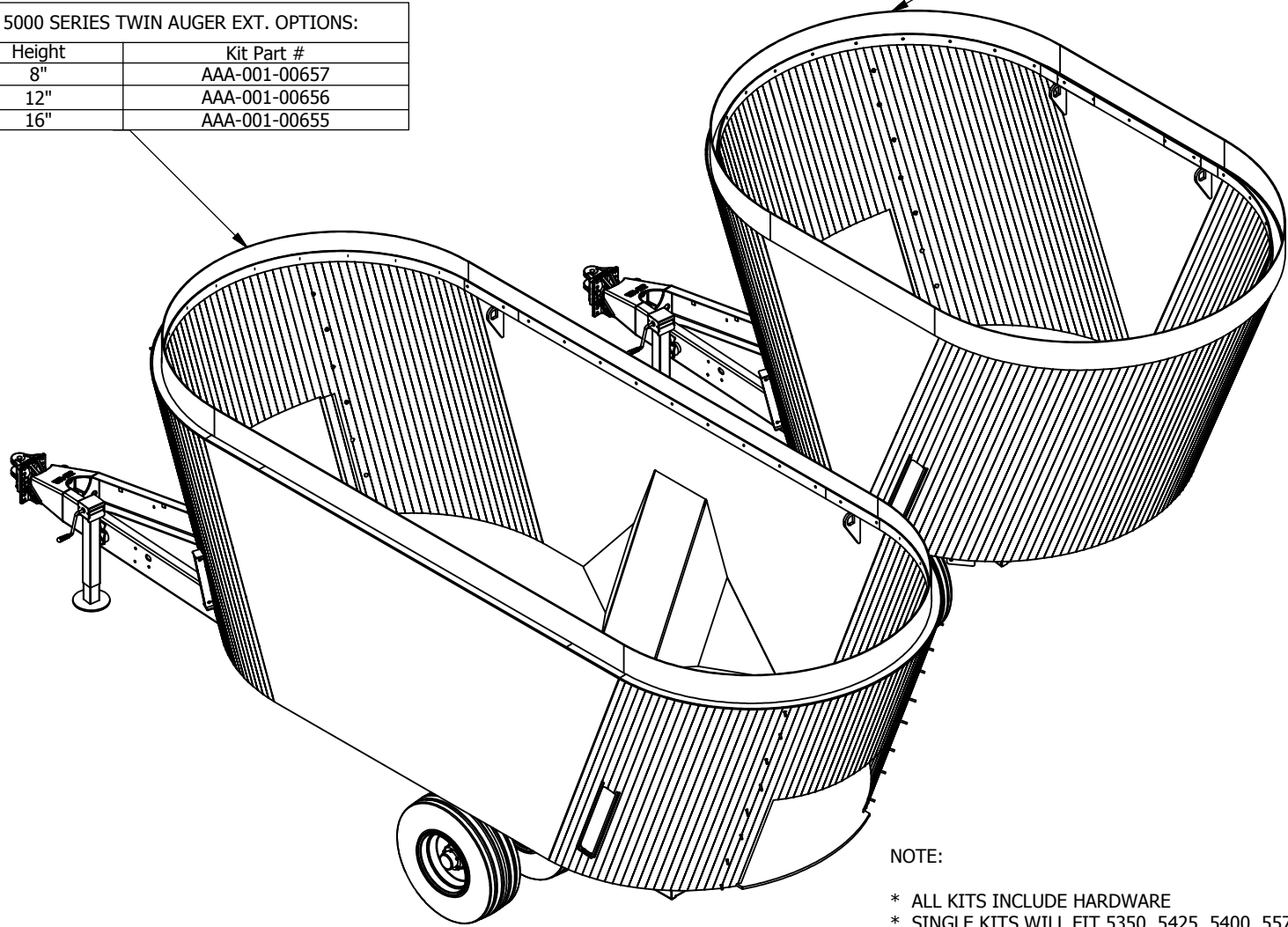


| | | |
|--|---|---|
| DRWN : D RODGERS | TOLERANCES (UNLESS SPECIFIED OTHERWISE) FRACTIONAL ± 1/16" DEC X.X ± 0.1" DEC X.XX ± 0.06" DEC X.XXX ± 0.031" ANGULAR ± 0.5° | JAY•LOR® <i>Fabricating Inc</i> |
| DATE : 9/18/2013 | | |
| MAT : Lexan, Clear | | |
| <small>CONFIDENTIAL: THESE DRAWINGS AND COPIES THEREOF REMAIN THE PROPERTY OF JAY-LOR FABRICATING INC. ANY PERSON FOUND UNLAWFULLY USING, DISTRIBUTING, OR IN POSSESSION OF THE ABOVE WILL BE PROSECUTED</small> | | |

| | | | | | | |
|----------------------|--------------|----|------|-----------------------------|----|----|
| VIEW REP : | SHEET 1 OF 1 | R# | DATE | DESCRIPTION | DR | CK |
| TITLE : WNDW VIEWING | | | | FILE NO : AAA-054-00144.idw | | |

| 5000 SERIES SINGLE AUGER EXT. OPTIONS: | |
|--|---------------|
| Height | Kit Part # |
| 8" | AAA-001-00647 |
| 12" | AAA-001-00648 |
| 16" | AAA-001-00649 |

| 5000 SERIES TWIN AUGER EXT. OPTIONS: | |
|--------------------------------------|---------------|
| Height | Kit Part # |
| 8" | AAA-001-00657 |
| 12" | AAA-001-00656 |
| 16" | AAA-001-00655 |



- NOTE:
- * ALL KITS INCLUDE HARDWARE
 - * SINGLE KITS WILL FIT 5350, 5425, 5400, 5575
 - * TWIN KITS WILL FIT 5600, 5650, 5750, 5850, 5850HD, 51000HD & 51250HD

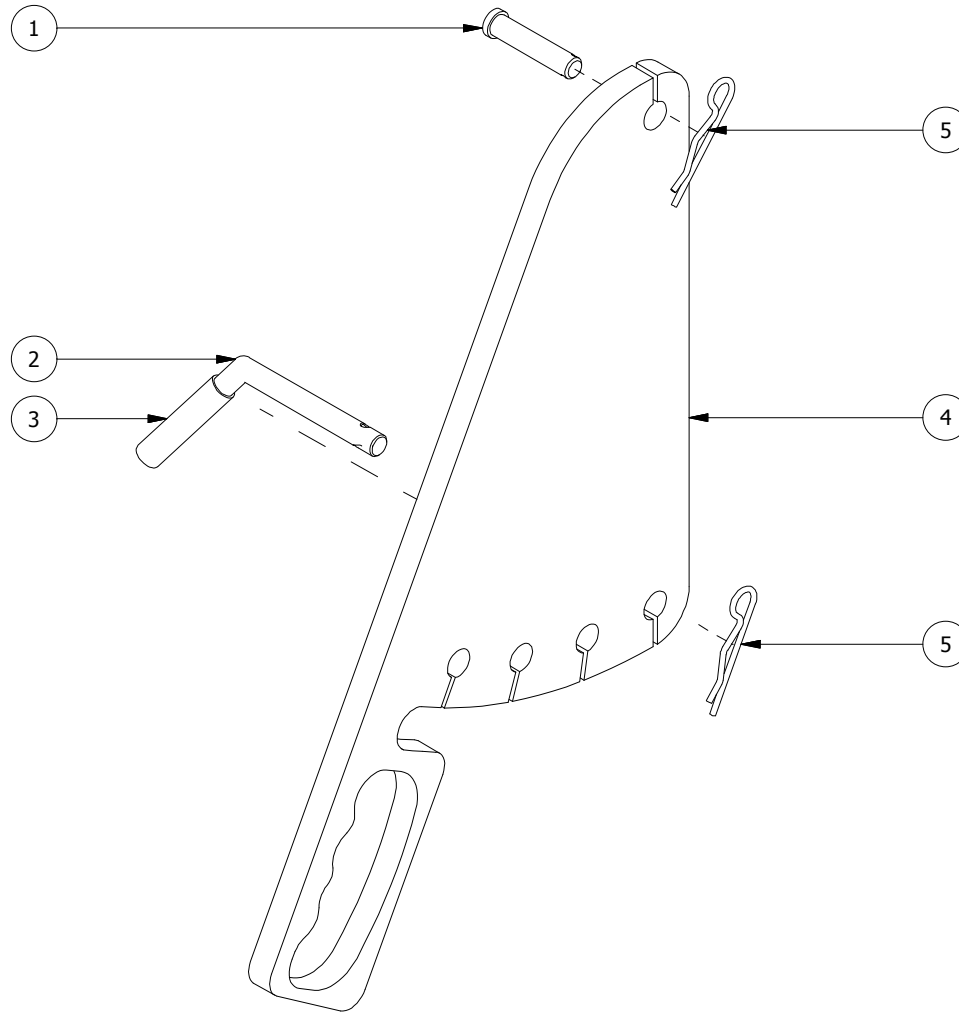
| | | | |
|-----|------------|---|-----------------------------------|
| DR | Jan .v. Ee | TOLERANCES (UNLESS SPECIFIED OTHERWISE) FRACTIONAL ± 1/16" DEC X.X ± 0.1" DEC X.XX ± 0.06" DEC X.XXX ± 0.031" ANGULAR ± 0.5° | JAY•LOR Fabricating Inc |
| DAT | 10/31/2012 | | |
| MAT | | | |

| | | | | | | | |
|---------------------------------------|---------|--------------|----|------|-------------|---------|-------------------|
| UNITS | PAPER A | SHEET 1 OF 1 | R# | DATE | DESCRIPTION | DR | CK |
| TITLE 5000 SERIES DRUM EXTENSION KITS | | | | | | FILE NO | AAA-054-00145.idw |

CONFIDENTIAL: THESE DRAWINGS AND COPIES THEREOF REMAIN THE PROPERTY OF JAY-LOR FABRICATING INC. ANY PERSON FOUND UNLAWFULLY USING, DISTRIBUTING, OR IN POSSESSION OF THE ABOVE WILL BE PROSECUTED

| Parts List | | | |
|------------|------------------|---------------------------------------|-----|
| ITEM | PART NUMBER | TITLE | QTY |
| 1 | AAB-001-00017 | PIN PIVOT 1/2 X 2.41 | 1 |
| 2 | AAB-001-00020 | PIN BENT ADJUSTMENT 1/2 X 3-5/8 | 1 |
| 3 | AAB-015-40009 | GRIP ADJUSTMENT PIN VINYL 1/2 X 2-1/2 | 1 |
| 4 | AAA-001-01346-P3 | RB 5000 SERIES (PAINTED) | 1 |
| 5 | AAB-001-00019 | PIN HTCH CLIP 1/8 X 2-9/16 | 2 |

*RESTRICTOR BLADE KIT AVAILABLE AS PART # AAA-001-01606



DRWN : JET

DATE : 12/23/2014

MAT :

TOLERANCES (UNLESS SPECIFIED OTHERWISE)
 FRACTIONAL ± 1/16"
 DEC X.X ± 0.1"
 DEC X.XX ± 0.06"
 DEC X.XXX ± 0.031"
 ANGULAR ± 0.5°

JAY•LOR
 Fabricating Inc

VIEW REP : SHEET 1 OF 1 R# DATE DESCRIPTION DR CK

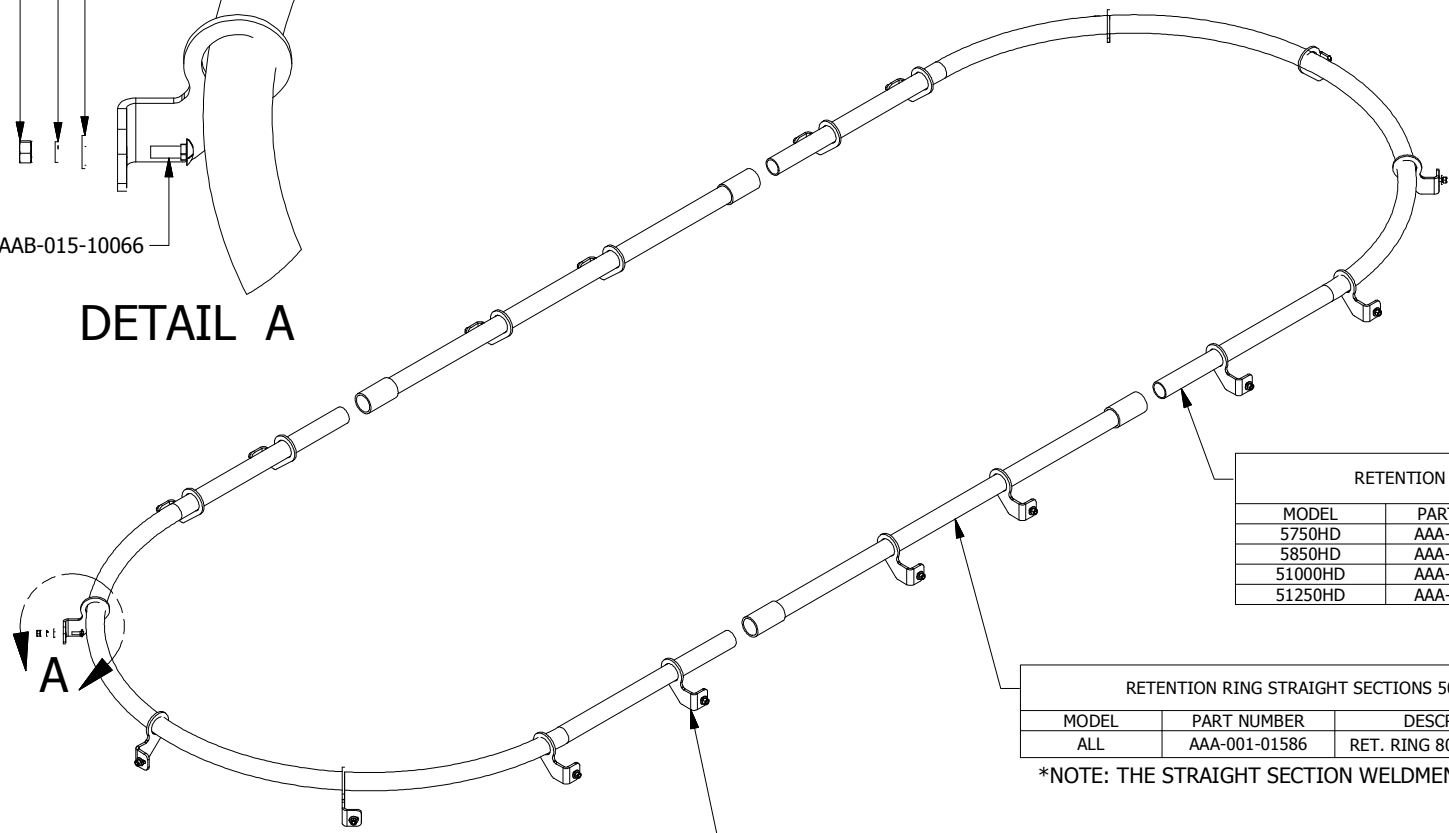
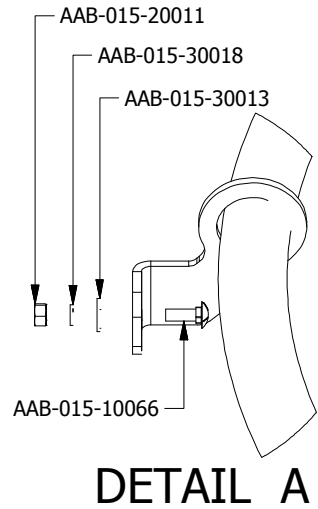
TITLE : RB ASSY 5000 SERIES

FILE NO : AAA-054-00172.idw

CONFIDENTIAL: THESE DRAWINGS AND COPIES THEREOF REMAIN THE PROPERTY OF JAY-LOR FABRICATING INC. ANY PERSON FOUND UNLAWFULLY USING, DISTRIBUTING, OR IN POSSESSION OF THE ABOVE WILL BE PROSECUTED

| BRACKET HARDWARE | | | |
|------------------|---------------|-------------------------------------|-----|
| MODEL | PART NUMBER | DESCRIPTION | QTY |
| ALL | AAB-015-20011 | HEX NUT 1/2" UNC GRD 5 | 18 |
| ALL | AAB-015-30018 | LOCK WASHER 1/2" | 18 |
| ALL | AAB-015-30013 | FLAT WASHER 1/2" USS | 18 |
| ALL | AAB-015-10066 | CARRIAGE BOLT 1/2 X 1-1/2 UNC GRD 5 | 18 |

| RETENTION RING KITS 5000 SERIES HD | | |
|------------------------------------|---------------|-----------------------------|
| MODEL | PART NUMBER | DESCRIPTION |
| 5750HD | AAA-001-01587 | RET. RING 5750 KIT |
| 5850HD | AAA-001-01711 | RET. RING 5850 KIT |
| 51000HD | AAA-001-01713 | RET. RING 51000 & 51250 KIT |
| 51250HD | AAA-001-01713 | RET. RING 51000 & 51250 KIT |



| RETENTION RING CURVED SECTIONS 5000 SERIES HD | | | |
|---|---------------|----------------------|-----|
| MODEL | PART NUMBER | DESCRIPTION | QTY |
| 5750HD | AAA-001-01360 | RET. RING 74" DIA. | 2 |
| 5850HD | AAA-001-01710 | RET. RING 80" DIA. | 2 |
| 51000HD | AAA-001-01712 | RET. RING 85.5" DIA. | 2 |
| 51250HD | AAA-001-01712 | RET. RING 85.5" DIA. | 2 |

| RETENTION RING STRAIGHT SECTIONS 5000 SERIES HD | | | |
|---|---------------|-------------------------|-----|
| MODEL | PART NUMBER | DESCRIPTION | QTY |
| ALL | AAA-001-01586 | RET. RING 80" WELDMENT* | 2 |

*NOTE: THE STRAIGHT SECTION WELDMENTS INCLUDE THE BRACKETS SHOWN

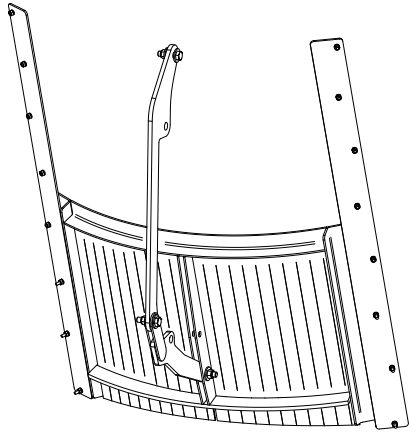
| RETENTION RING BRACKET 5000 SERIES HD | | | |
|---------------------------------------|---------------|------------------------|-----|
| MODEL | PART NUMBER | DESCRIPTION | QTY |
| ALL | AAA-001-01359 | RET. RING BRACKET 3/8" | 18 |

| | | |
|------------------|---|-----------------------------------|
| DRWN : DEnwright | TOLERANCES (UNLESS SPECIFIED OTHERWISE) FRACTIONAL ± 1/16" DEC X.X ± 0.1" DEC X.XX ± 0.06" DEC X.XXX ± 0.031" ANGULAR ± 0.5° | JAY-LOR Fabricating Inc |
| DATE : 2/5/2015 | | |
| MAT : | | |

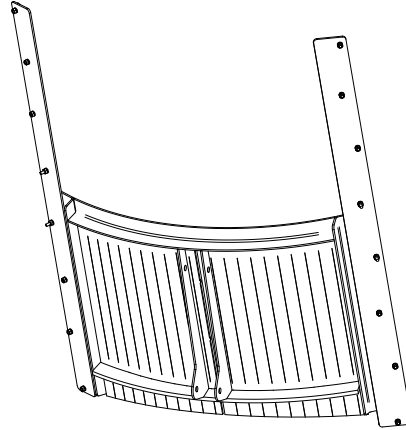
CONFIDENTIAL: THESE DRAWINGS AND COPIES THEREOF REMAIN THE PROPERTY OF JAY-LOR FABRICATING INC. ANY PERSON FOUND UNLAWFULLY USING, DISTRIBUTING, OR IN POSSESSION OF THE ABOVE WILL BE PROSECUTED

DOOR TYPES

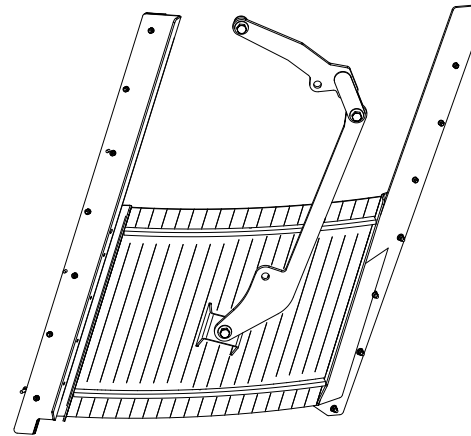
5000 SERIES MIXERS



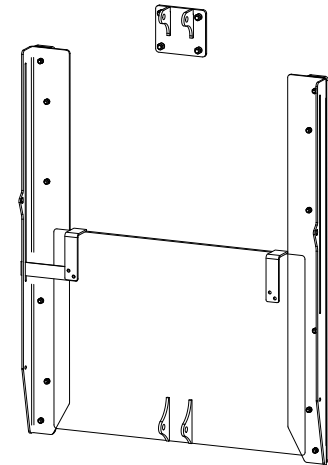
FRONT CENTRE
DOOR




REAR CENTRE
DOOR



CORNER
DOOR



CENTRE-SIDE
DOOR

| | | | |
|--|--|---|---|
| DRAWN : CDiRamio | |  | TOLERANCES (UNLESS SPECIFIED OTHERWISE) |
| DATE : 2/25/2016 | | | FRACTIONAL ± 1/16" |
| MAT : | | | DEC X.X ± 0.1" |
| TITLE : 5000 Series Doors (5350 thru 51250) | | | DEC X.XX ± 0.06" |
| PART NO : AAA-054-00329 | | PRINT DATE: 3/7/2016 | DEC X.XXX ± 0.031" |
| SHEET 1 OF 5 | | | ANGULAR ± 0.5° |
| <small>CONFIDENTIAL: THESE DRAWINGS AND COPIES THEREOF REMAIN THE PROPERTY OF JAY-LOR FABRICATING INC. ANY PERSON FOUND UNLAWFULLY USING, DISTRIBUTING, OR IN POSSESSION OF THE ABOVE WILL BE PROSECUTED</small> | | | |

| REV | DATE | DESCRIPTION OF CHANGE | ECN # | AUTHOR |
|-----|-----------|-----------------------|-------|--------|
| A | 2/25/2016 | INITIAL REVISION | N/A | |

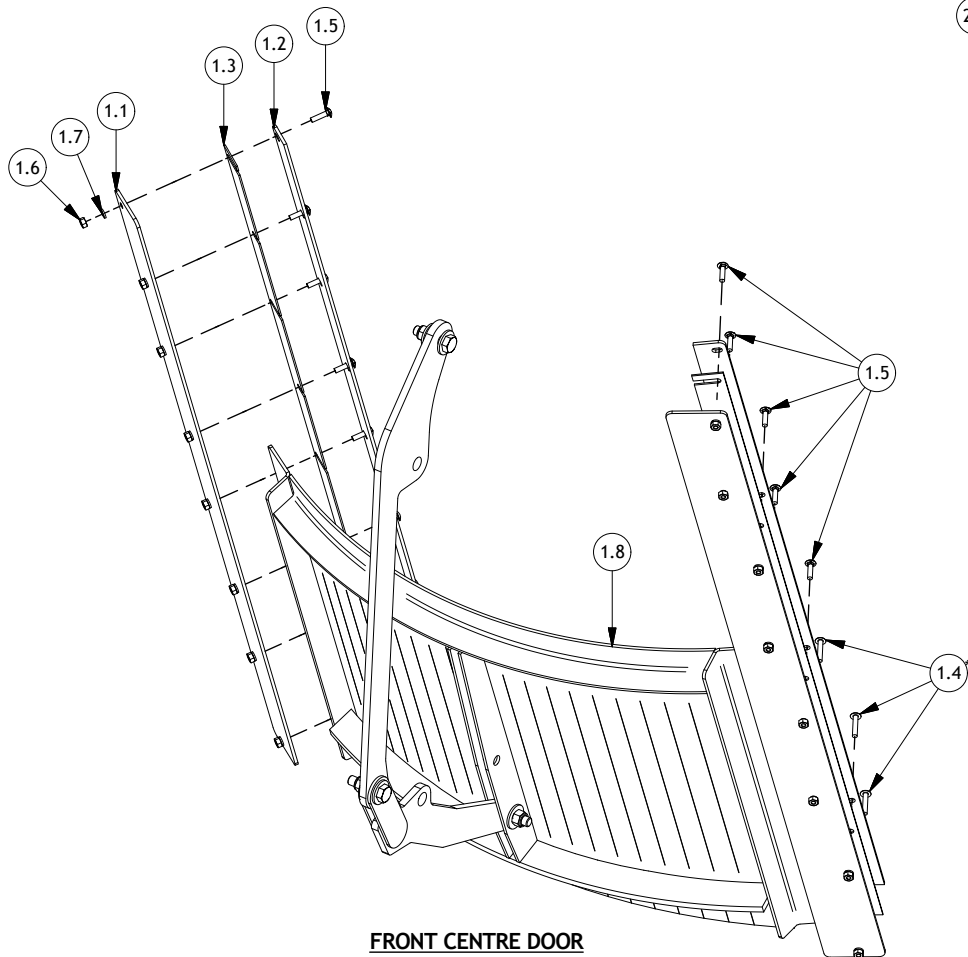
Parts List

| ITEM | PART NUMBER | TITLE | QTY |
|------|---------------------|--|-----|
| 1.1 | AAA-001-00857 | OUTER DOOR TRACK 1/4T X 67H | 2 |
| 1.2 | AAA-001-00860 | INNER DOOR SPCR 1/4T X 67H | 2 |
| 1.3 | AAA-001-00859 | INNER DOOR SPCR 1/8T X 67H | 2 |
| 1.4 | AAB-015-10081 | BOLT CARRIAGE 3/8 X 2 UNC GRD 5 | 6 |
| 1.5 | AAB-015-10061 | BOLT CARRIAGE 3/8 X 1-1/2 UNC GRD 5 | 10 |
| 1.6 | AAB-015-20017 | NUT HEX 3/8 UNC GRD 2 | 16 |
| 1.7 | AAB-015-30017 | WSHR LOCK 3/8 | 16 |
| 1.8 | SEE REFERENCE TABLE | FRONT CENTRE DOOR PANEL | 1 |
| 2.1 | AAB-015-10061 | BOLT CARRIAGE 3/8 X 1-1/2 UNC GRD 5 | 8 |
| 2.2 | AAA-001-01377 | INNER DOOR SPCR 1/8T X 58.5H | 2 |
| 2.3 | AAA-001-01378 | INNER DOOR SPCR 1/4T X 58.5H | 2 |
| 2.4 | AAA-001-01376 | OUTER DOOR TRACK 1/4T X 58.5H | 2 |
| 2.5 | SEE REFERENCE TABLE | LOW PROFILE (LP) FRONT CENTRE DOOR PANEL | 1 |
| 2.6 | AAB-015-10081 | BOLT CARRIAGE 3/8 X 2 UNC GRD 5 | 6 |
| 2.7 | AAB-015-20017 | NUT HEX 3/8 UNC GRD 2 | 14 |
| 2.8 | AAB-015-30017 | WSHR LOCK 3/8 | 14 |

REFERENCE TABLES

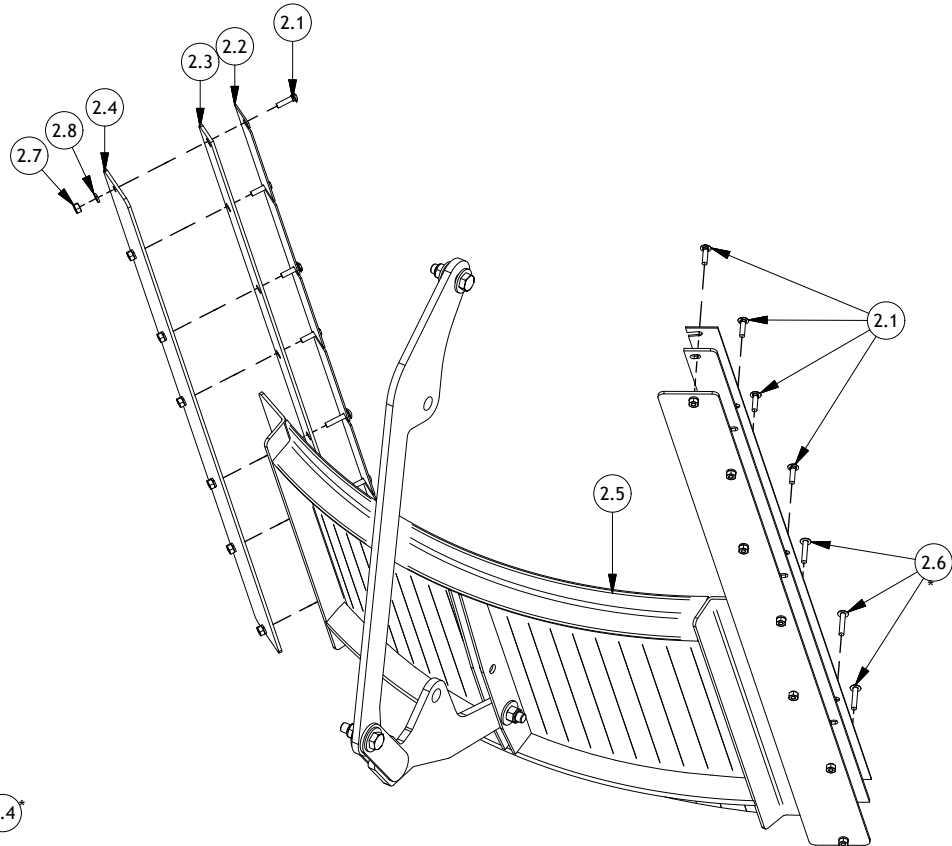
| ITEM 1.8 - FRONT CENTRE DOOR PANEL | |
|------------------------------------|---------------|
| MODEL | PART NUMBER |
| 5350 | AAA-001-00813 |
| 5425 | AAA-001-00767 |
| 5575 | AAA-001-00814 |
| 5650 | AAA-001-00813 |
| 5750 | AAA-001-00813 |
| 5850 | AAA-001-00767 |
| 5750HD | AAA-001-00813 |
| 5850HD | AAA-001-00767 |
| 51000HD | AAA-001-00814 |
| 51250HD | AAA-001-00814 |

| ITEM 2.5 - LP FRONT CENTRE DOOR PANEL | |
|---------------------------------------|---------------|
| MODEL | PART NUMBER |
| 5400 | AAA-001-01660 |
| 5600 | AAA-001-01676 |



FRONT CENTRE DOOR

*NOTE:
 - ALL DOOR TRACK BOLTS USE THE SAME WASHERS AND NUTS
 - LOWER 3 DOOR TRACK BOLTS ARE LONGER THAN UPPER BOLTS



LOW-PROFILE (LP) FRONT CENTRE DOOR

*NOTE:
 - ALL DOOR TRACK BOLTS USE THE SAME WASHERS AND NUTS
 - LOWER 3 DOOR TRACK BOLTS ARE LONGER THAN UPPER BOLTS

| | | |
|---|---|---|
| DRAWN : CDiRamo | JAY-LOR[®] Fabricating Inc | TOLERANCES (UNLESS SPECIFIED OTHERWISE) |
| DATE : 2/25/2016 | | FRACTIONAL ± 1/16" |
| MAT : | | DEC X.X ± 0.1" |
| TITLE : 5000 Series Doors (5350 thru 51250) | | DEC X.XX ± 0.06" |
| PART NO : AAA-054-00329 | PRINT DATE: 3/7/2016 | DEC X.XXX ± 0.031" |
| | | ANGULAR ± 0.5° |
| SHEET 2 OF 5 | | |

CONFIDENTIAL: THESE DRAWINGS AND COPIES THEREOF REMAIN THE PROPERTY OF JAY-LOR FABRICATING INC. ANY PERSON FOUND UNLAWFULLY USING, DISTRIBUTING, OR IN POSSESSION OF THE ABOVE WILL BE PROSECUTED

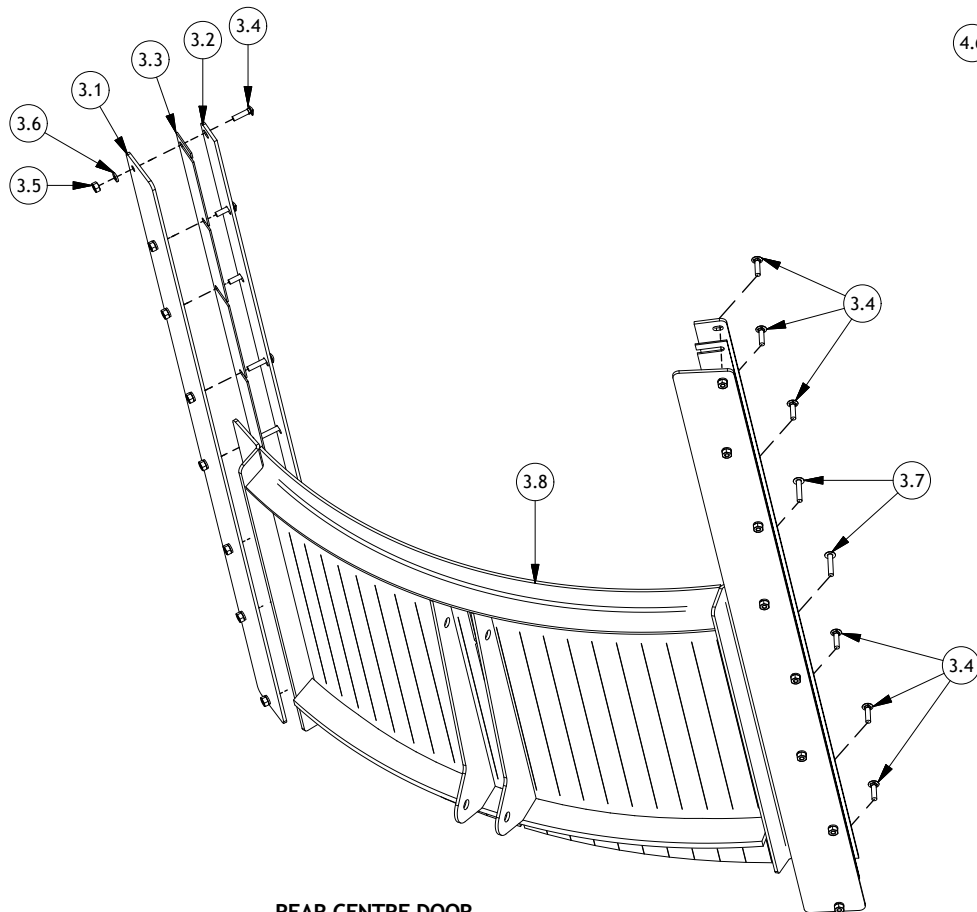
Parts List

| ITEM | PART NUMBER | TITLE | QTY |
|------|---------------------|--|-----|
| 3 | AAA-001-01560 | 90° REAR DOOR KIT (WITH TRACK/HARDWARE) | 1 |
| 3.1 | AAA-001-00857 | OUTER DOOR TRACK 1/4T X 67H | 2 |
| 3.2 | AAA-001-00860 | INNER DOOR SPCR 1/4T X 67H | 2 |
| 3.3 | AAA-001-00859 | INNER DOOR SPCR 1/8T X 67H | 2 |
| 3.4 | AAB-015-10061 | BOLT CARRIAGE 3/8 X 1-1/2 UNC GRD 5 | 12 |
| 3.5 | AAB-015-20017 | NUT HEX 3/8 UNC GRD 2 | 16 |
| 3.6 | AAB-015-30017 | WSHR LOCK 3/8 | 16 |
| 3.7 | AAB-015-10081 | BOLT CARRIAGE 3/8 X 2 UNC GRD 5 | 4 |
| 3.8 | SEE REFERENCE TABLE | REAR CENTRE DOOR PANEL | 1 |
| 4 | AAA-001-01663 | FRT CTR & REAR CTR DISCHARGE DRUM KIT 5400LP | 1 |
| 4.1 | AAB-015-10081 | BOLT CARRIAGE 3/8 X 2 UNC GRD 5 | 4 |
| 4.2 | AAB-015-10061 | BOLT CARRIAGE 3/8 X 1-1/2 UNC GRD 5 | 10 |
| 4.3 | AAA-001-01376 | OUTER DOOR TRACK 1/4T X 58.5H | 2 |
| 4.4 | AAA-001-01378 | INNER DOOR SPCR 1/4T X 58.5H | 2 |
| 4.5 | AAA-001-01377 | INNER DOOR SPCR 1/8T X 58.5H | 2 |
| 4.6 | AAB-015-20017 | NUT HEX 3/8 UNC GRD 2 | 14 |
| 4.7 | AAB-015-30017 | WSHR LOCK 3/8 | 14 |
| 4.8 | SEE REFERENCE TABLE | LOW PROFILE (LP) REAR CENTRE DOOR PANEL | 1 |

REFERENCE TABLES

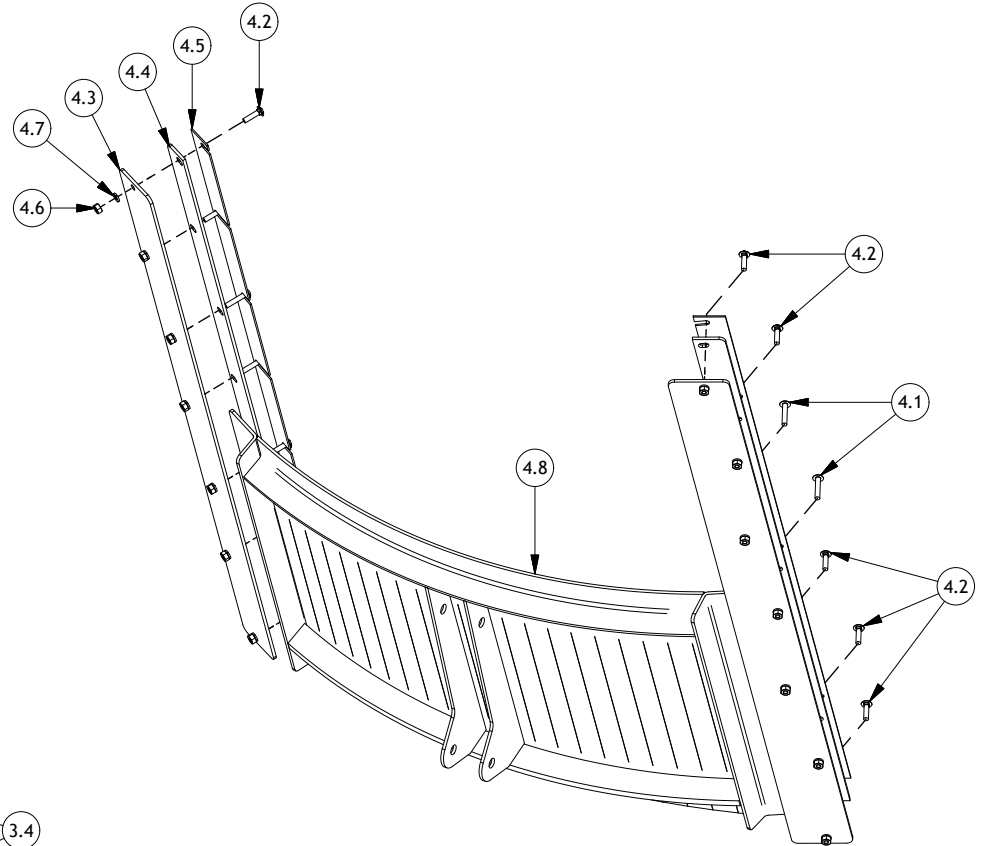
| ITEM 3.8 - REAR CENTRE DOOR PANEL | |
|-----------------------------------|---------------|
| MODEL | PART NUMBER |
| 5350 | AAA-001-00812 |
| 5425 | AAA-001-00811 |
| 5575 | AAA-001-00515 |
| 5650 | AAA-001-00812 |
| 5750 | AAA-001-00812 |
| 5850 | AAA-001-00811 |
| 5750HD | AAA-001-00812 |
| 5850HD | AAA-001-00811 |
| 51000HD | AAA-001-00515 |
| 51250HD | AAA-001-00515 |

| ITEM 4.8 - LP REAR CENTRE DOOR PANEL | |
|--------------------------------------|---------------|
| MODEL | PART NUMBER |
| 5400 | AAA-001-01665 |
| 5600 | AAA-001-01637 |



REAR CENTRE DOOR

- *NOTE:
 - ALL DOOR TRACK BOLTS USE THE SAME WASHERS AND NUTS
 - MIDDLE 2 DOOR TRACK BOLTS ARE LONGER THAN OTHERS



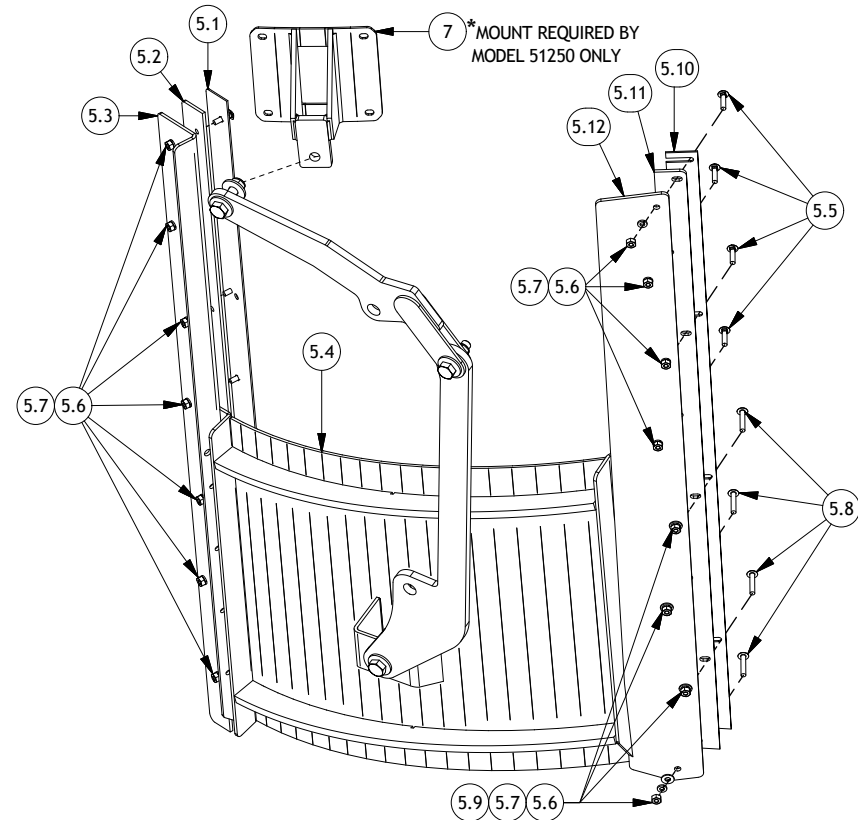
LOW-PROFILE (LP) REAR CENTRE DOOR

- *NOTE:
 - ALL DOOR TRACK BOLTS USE THE SAME WASHERS AND NUTS
 - MIDDLE 2 DOOR TRACK BOLTS ARE LONGER THAN OTHERS

| | | |
|--|----------------------|--|
| DRAWN : CDiRamio | | TOLERANCES (UNLESS SPECIFIED OTHERWISE) |
| DATE : 2/25/2016 | | FRACTIONAL ± 1/16" |
| MAT : | | DEC X.X ± 0.1" DEC X.XX ± 0.06" DEC X.XXX ± 0.031" ANGULAR ± 0.5° |
| TITLE : 5000 Series Doors (5350 thru 51250) | | |
| PART NO : AAA-054-00329 | PRINT DATE: 3/7/2016 | SHEET 3 OF 5 |
| <small>CONFIDENTIAL: THESE DRAWINGS AND COPIES THEREOF REMAIN THE PROPERTY OF JAY-LOR FABRICATING INC. ANY PERSON FOUND UNLAWFULLY USING, DISTRIBUTING, OR IN POSSESSION OF THE ABOVE WILL BE PROSECUTED</small> | | |

Parts List

| ITEM | PART NUMBER | TITLE | QTY |
|------|---------------------|--|-----|
| 5.1 | AAA-001-00621C | INNER CORNER DOOR SPCR REAR 1/8T | 1 |
| 5.2 | AAA-001-00622C | INNER CORNER DOOR SPCR REAR 64 1/4H X 1/4T | 1 |
| 5.3 | AAA-001-00623B | OUTER CORNER DOOR TRACK REAR 64 1/4H X 1/4T | 1 |
| 5.4 | SEE REFERENCE TABLE | CORNER DOOR PANEL | 1 |
| 5.5 | AAB-015-10061 | BOLT CARRIAGE 3/8 X 1-1/2 UNC GRD 5 | 11 |
| 5.6 | AAB-015-20017 | NUT HEX 3/8 UNC GRD 2 | 15 |
| 5.7 | AAB-015-30017 | WSHR LOCK 3/8 | 15 |
| 5.8 | AAB-015-10081 | BOLT CARRIAGE 3/8 X 2 UNC GRD 5 | 4 |
| 5.9 | AAB-015-30012 | WSHR FLAT 3/8 USS | 4 |
| 5.10 | AAA-001-00859 | INNER DOOR SPCR 1/8T X 67H | 1 |
| 5.11 | AAA-001-00860 | INNER DOOR SPCR 1/4T X 67H | 1 |
| 5.12 | AAA-001-00901 | OUTER DOOR TRACK 1/4T X 67-1/2H (CORNER DOORS) | 1 |
| 6.1 | AAB-015-10061 | BOLT CARRIAGE 3/8 X 1-1/2 UNC GRD 5 | 10 |
| 6.2 | AAA-001-01646 | INNER CORNER DOOR SPCR REAR 1/8T LP | 1 |
| 6.3 | AAA-001-01645 | INNER CORNER DOOR SPCR REAR 1/4T LP | 1 |
| 6.4 | AAA-001-01643 | OUTER CORNER DOOR TRACK 1/4T LP | 1 |
| 6.5 | AAA-001-01377 | INNER DOOR SPCR 1/8T X 58.5H | 1 |
| 6.6 | AAA-001-01378 | INNER DOOR SPCR 1/4T X 58.5H | 1 |
| 6.7 | AAA-001-01644 | OUTER DOOR TRACK 1/4T LP CORNER DOOR | 1 |
| 6.8 | AAB-015-20017 | NUT HEX 3/8 UNC GRD 2 | 13 |
| 6.9 | AAB-015-30017 | WSHR LOCK 3/8 | 13 |
| 6.10 | SEE REFERENCE TABLE | LOW-PROFILE (LP) CORNER DOOR PANEL | 1 |
| 6.11 | AAB-015-30012 | WSHR FLAT 3/8 USS | 3 |
| 6.12 | AAB-015-10081 | BOLT CARRIAGE 3/8 X 2 UNC GRD 5 | 3 |
| 7 | AAA-001-01727-P3 | TOP CYL MNT CRNR DOOR 51250 (PARTS ORDER) | 1 |



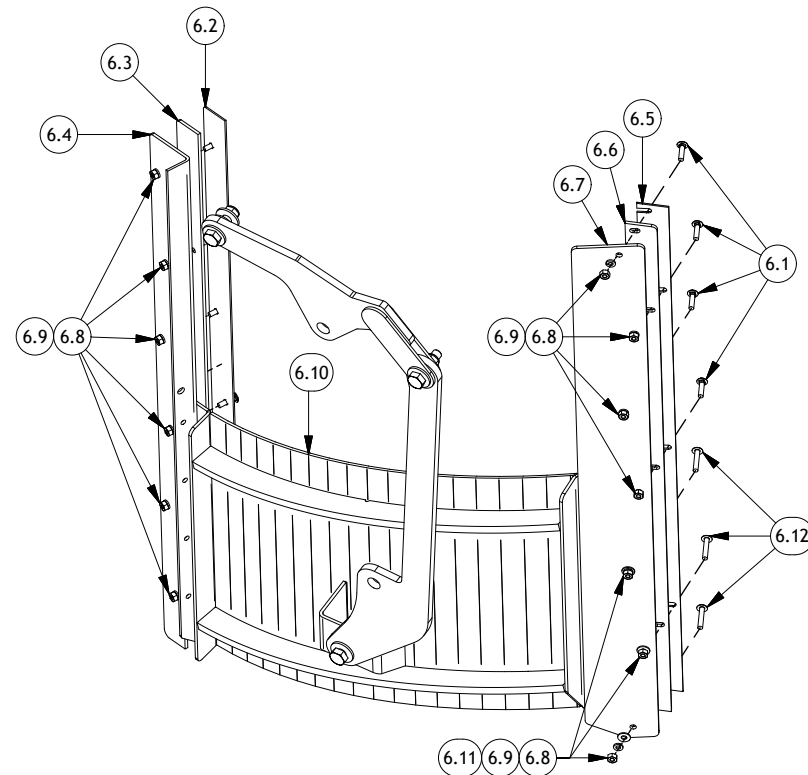
CORNER DOOR

*NOTE:
- LOWER 4 BOLTS IN THE FLAT DOOR TRACK ARE LONGER THAN OTHERS

REFERENCE TABLES

| ITEM 5.4 - CORNER DOOR PANEL | |
|------------------------------|---------------|
| MODEL | PART NUMBER |
| 5350 | AAA-001-00334 |
| 5425 | AAA-001-00272 |
| 5575 | AAA-001-00330 |
| 5650 | AAA-001-00334 |
| 5750 | AAA-001-00334 |
| 5850 | AAA-001-00767 |
| 5750HD | AAA-001-00334 |
| 5850HD | AAA-001-00272 |
| 51000HD | AAA-001-00330 |
| 51250HD | AAA-001-00330 |

| ITEM 6.10 - LP CORNER DOOR PANEL | |
|----------------------------------|---------------|
| MODEL | PART NUMBER |
| 5400 | AAA-001-01668 |
| 5600 | AAA-001-01647 |



LOW-PROFILE (LP) CORNER DOOR

*NOTE:
- LOWER 3 BOLTS IN THE FLAT DOOR TRACK ARE LONGER THAN OTHERS

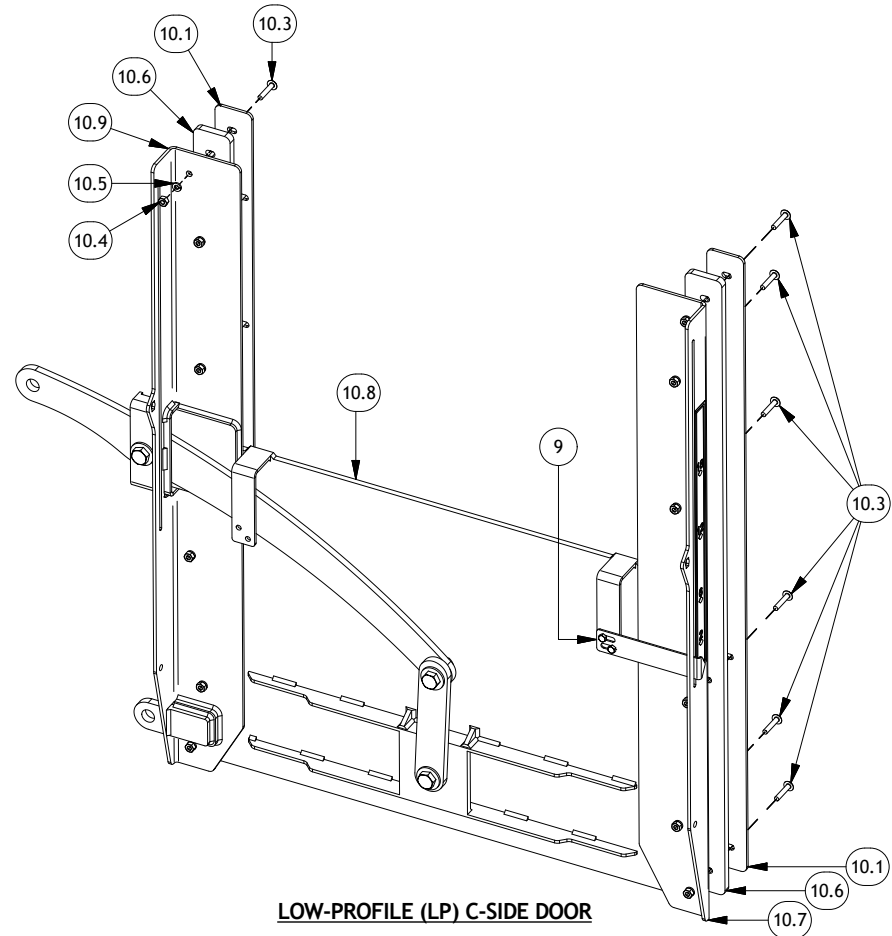
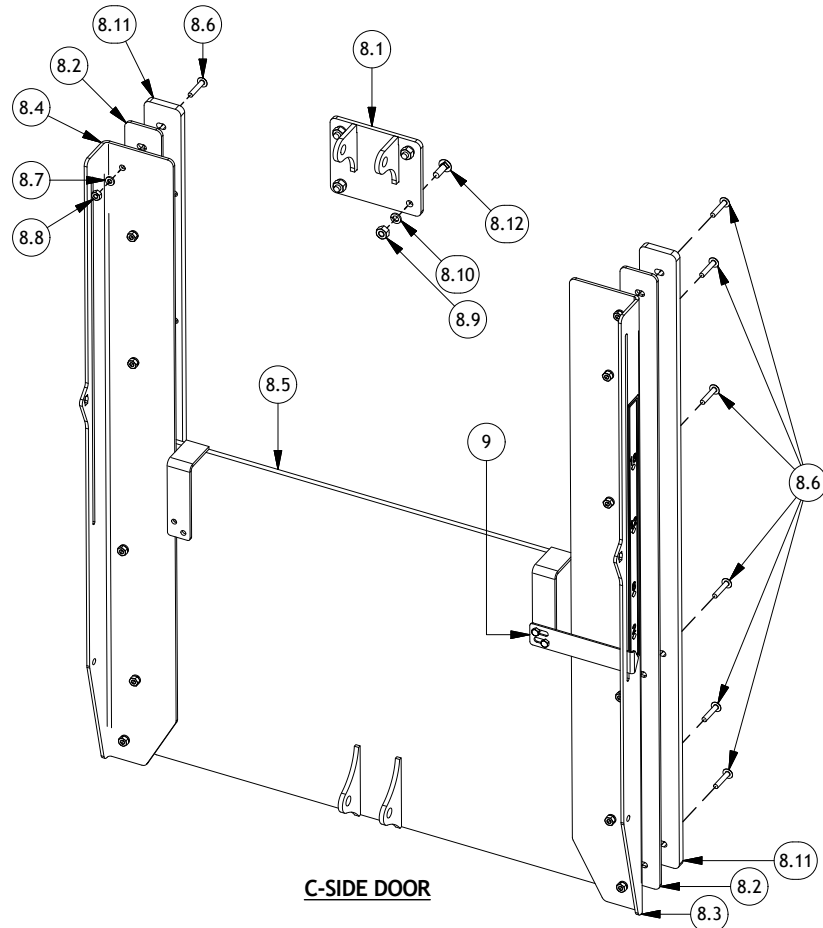
| | | |
|--|----------------------|--|
| DRAWN : CDiRamo | | TOLERANCES (UNLESS SPECIFIED OTHERWISE) |
| DATE : 2/25/2016 | | FRACTIONAL ± 1/16" |
| MAT : | | DEC X.XX ± 0.1" DEC X.XXX ± 0.06" ANGULAR ± 0.5" |
| TITLE : 5000 Series Doors (5350 thru 51250) | | |
| PART NO : AAA-054-00329 | PRINT DATE: 3/7/2016 | SHEET 4 OF 5 |
| <small>CONFIDENTIAL: THESE DRAWINGS AND COPIES THEREOF REMAIN THE PROPERTY OF JAY-LOR FABRICATING INC. ANY PERSON FOUND UNLAWFULLY USING, DISTRIBUTING, OR IN POSSESSION OF THE ABOVE WILL BE PROSECUTED</small> | | |

Parts List

| ITEM | PART NUMBER | TITLE | QTY |
|------|---------------------|---|-----|
| 8.1 | SEE REFERENCE TABLE | C-SIDE UPPER CYLINDER LUG | 1 |
| 8.2 | AAA-001-01577 | C-SIDE DOOR SPCR 1/4T | 2 |
| 8.3 | AAA-001-01578 | C-SIDE DOOR TRACK RTH 1/4T | 1 |
| 8.4 | AAA-001-01579 | C-SIDE DOOR TRACK LTH 1/4T | 1 |
| 8.5 | AAA-001-01287 | DOOR C-SIDE WELDMENT | 1 |
| 8.6 | AAB-015-10081 | BOLT CARRIAGE 3/8 X 2 UNC GRD 5 | 12 |
| 8.7 | AAB-015-30017 | WSHR LOCK 3/8 | 12 |
| 8.8 | AAB-015-20017 | NUT HEX 3/8 UNC GRD 2 | 12 |
| 8.9 | AAB-015-20011 | NUT HEX 1/2 UNC GRD 5 | 4 |
| 8.10 | AAB-015-30018 | WSHR LOCK 1/2 | 4 |
| 8.11 | AAA-001-01639 | C-SIDE DOOR SPCR 5/8T | 2 |
| 8.12 | AAB-015-10066 | BOLT CARRIAGE 1/2 X 1-1/2 UNC GRD 5 | 4 |
| 9 | AAA-001-01699 | C-SIDE DOOR HEIGHT INDICATOR FINAL ASSY KIT | 3 |
| 10.1 | AAA-001-01577 | C-SIDE DOOR SPCR 1/4T | 2 |
| 10.3 | AAB-015-10081 | BOLT CARRIAGE 3/8 X 2 UNC GRD 5 | 12 |
| 10.4 | AAB-015-20017 | NUT HEX 3/8 UNC GRD 2 | 12 |
| 10.5 | AAB-015-30017 | WSHR LOCK 3/8 | 12 |
| 10.6 | AAA-001-01639 | C-SIDE DOOR SPCR 5/8T | 2 |
| 10.7 | AAA-001-01578 | C-SIDE DOOR TRACK RTH 1/4T | 1 |
| 10.8 | AAA-001-02829 | LP C-SIDE DOOR | 1 |
| 10.9 | AAA-001-02826 | LP RTH C-SIDE DOOR TRACK PAINTED | 1 |

REFERENCE TABLES

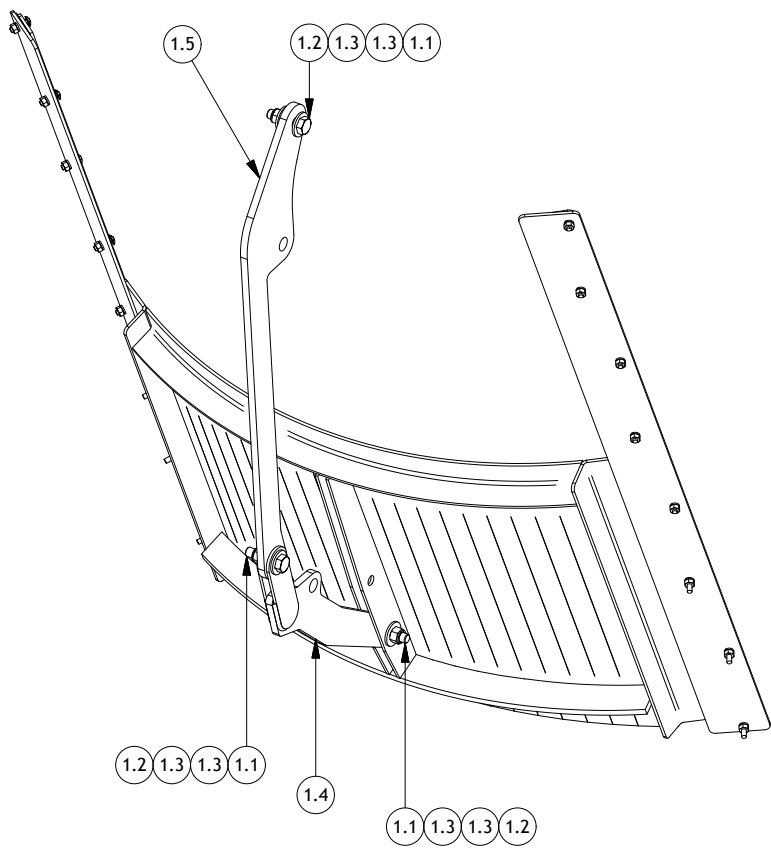
| ITEM 8.1 - C-SIDE UPPER CYLINDER LUG | |
|--------------------------------------|------------------|
| MODEL | PART NUMBER |
| 5350 | AAA-001-01576 |
| 5425 | AAA-001-01576 |
| 5575 | AAA-001-01576 |
| 5650 | AAA-001-01576 |
| 5750 | AAA-001-01576 |
| 5850 | AAA-001-01576 |
| 5750HD | AAA-001-01576 |
| 5850HD | AAA-001-01576 |
| 51000HD | AAA-001-01576 |
| 51250HD | AAA-001-01733-P3 |



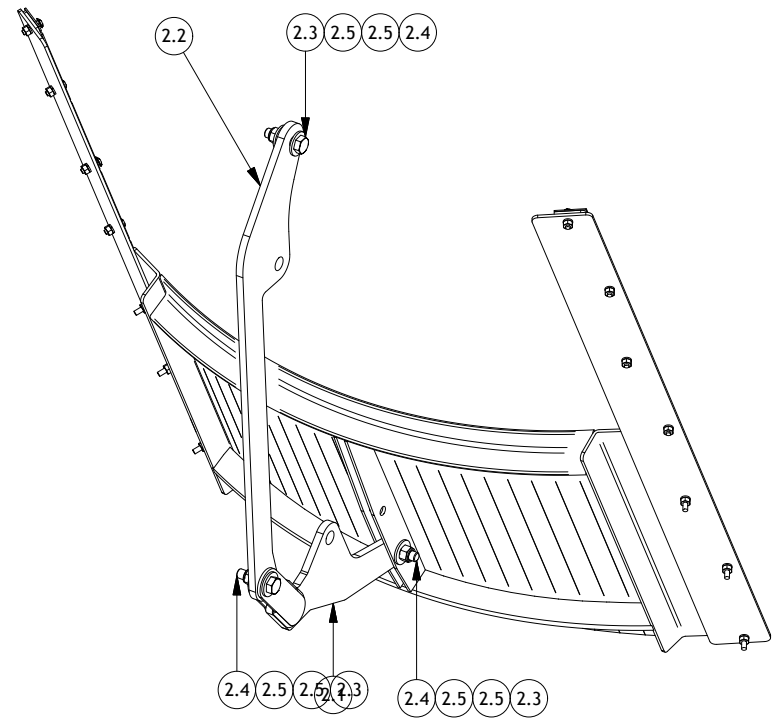
| | | |
|---|------------------------------------|---|
| DRAWN : CDiRamio | JAY-LOR® Fabricating Inc | TOLERANCES (UNLESS SPECIFIED OTHERWISE) |
| DATE : 2/25/2016 | | FRACTIONAL ± 1/16" |
| MAT : | DEC X.X ± 0.1" | DEC X.XX ± 0.06" |
| TITLE : 5000 Series Doors (5350 thru 51250) | | DEC X.XXX ± 0.031" |
| PART NO : AAA-054-00329 | PRINT DATE: 3/7/2016 | ANGULAR ± 0.5° |
| SHEET 5 OF 5 | | |

CONFIDENTIAL: THESE DRAWINGS AND COPIES THEREOF REMAIN THE PROPERTY OF JAY-LOR FABRICATING INC. ANY PERSON FOUND UNLAWFULLY USING, DISTRIBUTING, OR IN POSSESSION OF THE ABOVE WILL BE PROSECUTED

| Parts List | | | |
|------------|------------------|---|-----|
| ITEM | PART NUMBER | TITLE | QTY |
| 1 | AAA-001-01632 | FRT DOOR ARM AND LINKAGE KIT (5000 SERIES) | 1 |
| 1.1 | AAB-015-20016 | NUT HEX LOCK NYLON 3/4 UNC GRD 8 | 3 |
| 1.2 | AAB-015-10079 | BOLT HEX 3/4 X 3 UNC GRD 5 | 3 |
| 1.3 | AAB-015-30015 | WSHR FLAT 3/4 USS | 6 |
| 1.4 | AAA-001-00536-P3 | LWR ARM WELDMENT SINGLE CYDR HOLE | 1 |
| 1.5 | AAA-001-00737-P3 | LONG DOOR ARM 5/8T (PAINTED) | 1 |
| 2 | AAA-001-01689 | LP FRT DOOR ARM AND LINKAGE KIT (5000 SERIES) | 1 |
| 2.1 | AAA-001-01349-P3 | SHORT DOOR ARM LP SINGLE CYL HOLE | 1 |
| 2.2 | AAA-001-00737-P3 | LONG DOOR ARM 5/8T (PAINTED) | 1 |
| 2.3 | AAB-015-10079 | BOLT HEX 3/4 X 3 UNC GRD 5 | 3 |
| 2.4 | AAB-015-20016 | NUT HEX LOCK NYLON 3/4 UNC GRD 8 | 3 |
| 2.5 | AAB-015-30015 | WSHR FLAT 3/4 USS | 6 |



FRONT CENTRE DOOR

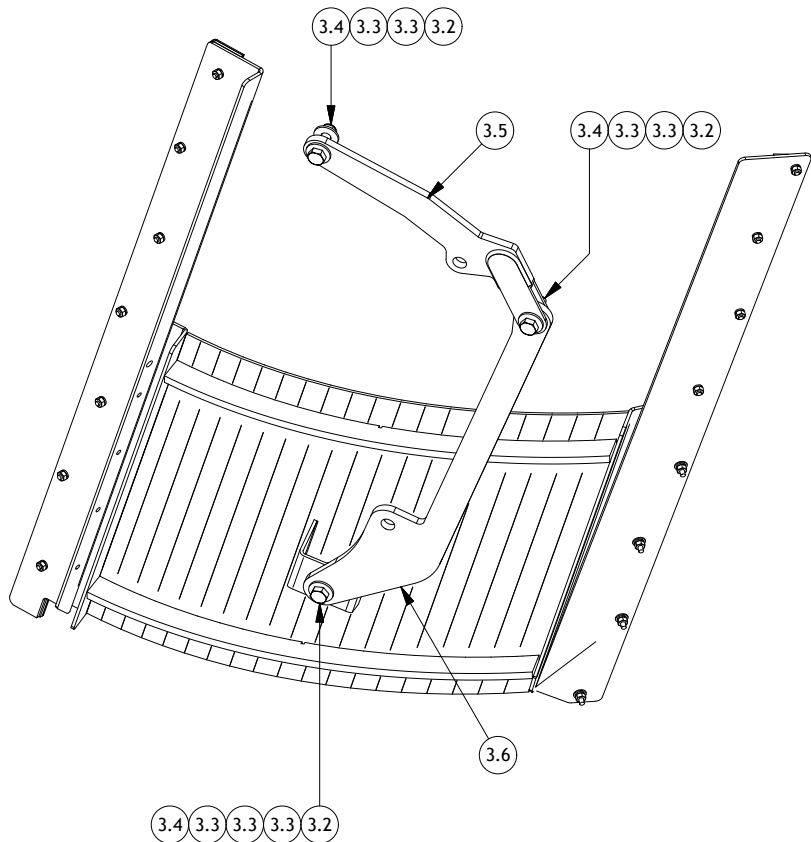


LOW-PROFILE (LP) FRONT CENTRE DOOR

| | | |
|---|----------------------|--|
| DRAWN : CDiRamio | | TOLERANCES (UNLESS SPECIFIED OTHERWISE) |
| DATE : 3/7/2016 | | FRACTIONAL ± 1/16" |
| MAT : | | DEC X.X ± 0.1" DEC X.XX ± 0.06" DEC X.XXX ± 0.031" ANGULAR ± 0.5° |
| TITLE : 5000 Series Door Arms (5350 thru 51250) | | |
| PART NO : AAA-054-00330 | PRINT DATE: 3/8/2016 | SHEET 1 OF 3 |

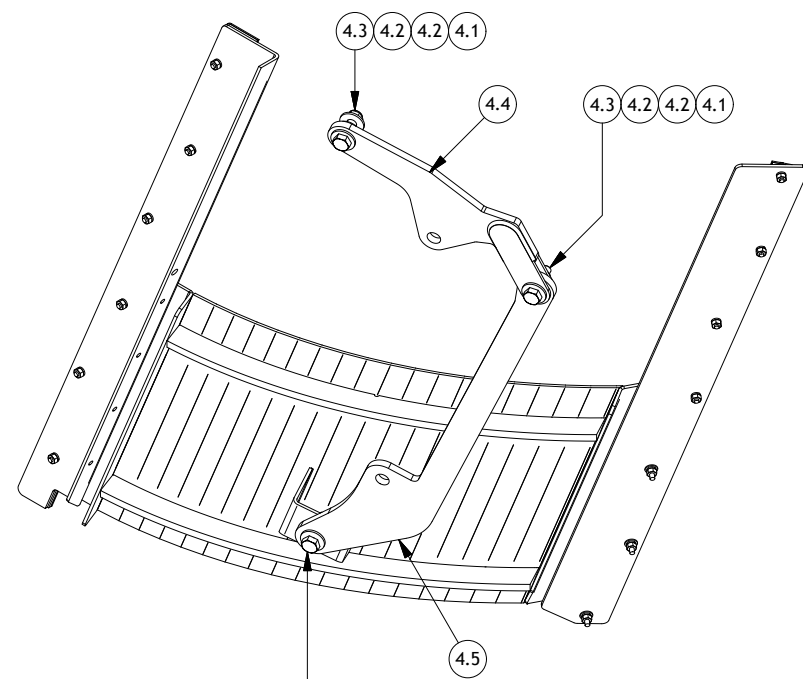
| REV | DATE | DESCRIPTION OF CHANGE | ECN # | AUTHOR |
|-----|----------|-----------------------|-------|--------|
| A | 3/7/2016 | INITIAL REVISION | N/A | |

CONFIDENTIAL: THESE DRAWINGS AND COPIES THEREOF REMAIN THE PROPERTY OF JAY-LOR FABRICATING INC. ANY PERSON FOUND UNLAWFULLY USING, DISTRIBUTING, OR IN POSSESSION OF THE ABOVE WILL BE PROSECUTED



3.4 3.3 3.3 3.3 3.2

CORNER DOOR



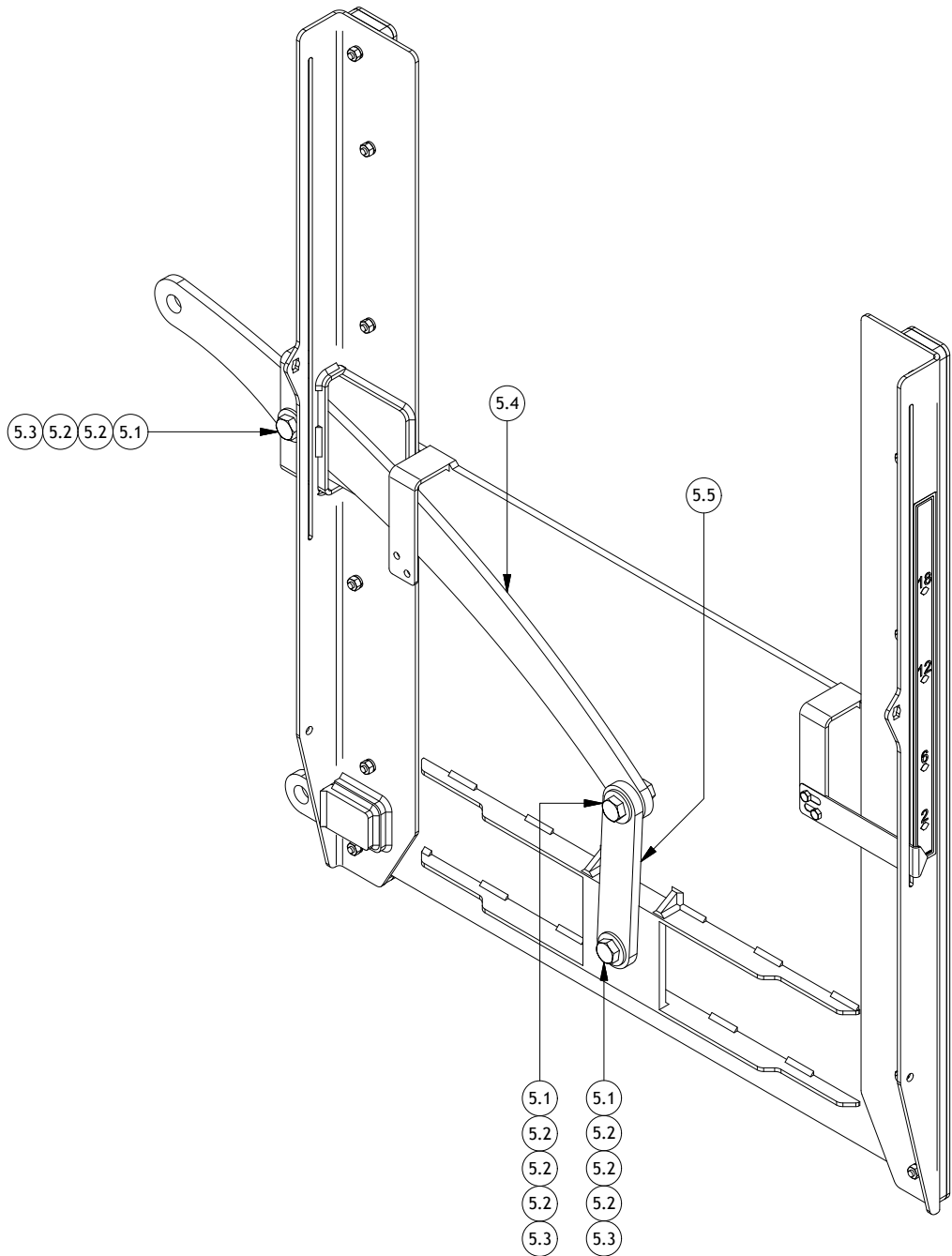
4.3 4.2 4.2 4.2 4.1

LOW-PROFILE (LP) CORNER DOOR

| Parts List | | | |
|------------|------------------|--|-----|
| ITEM | PART NUMBER | TITLE | QTY |
| 3 | AAA-001-01683 | 90° CORNER DOOR FLAT FLOOR FINAL ASSY DOOR KIT | 1 |
| 3.1 | AAA-001-00328B | DRUM SHIELD 1/8T (90° DIA) | 1 |
| 3.2 | AAB-015-10079 | BOLT HEX 3/4 X 3 UNC GRD 5 | 3 |
| 3.3 | AAB-015-30015 | WSHR FLAT 3/4 USS | 8 |
| 3.4 | AAB-015-20016 | NUT HEX LOCK NYLON 3/4 UNC GRD 8 | 3 |
| 3.5 | AAA-001-00536-P3 | LWR ARM WELDMENT SINGLE CYDR HOLE | 1 |
| 3.6 | AAA-001-00737-P3 | LONG DOOR ARM 5/8T (PAINTED) | 1 |
| 4 | AAA-001-01652 | 96° LP CORNER DROP FLR FINAL ASSY DOOR KIT | 1 |
| 4.1 | AAB-015-10079 | BOLT HEX 3/4 X 3 UNC GRD 5 | 3 |
| 4.2 | AAB-015-30015 | WSHR FLAT 3/4 USS | 10 |
| 4.3 | AAB-015-20016 | NUT HEX LOCK NYLON 3/4 UNC GRD 8 | 3 |
| 4.4 | AAA-001-01349-P3 | SHORT DOOR ARM LP SINGLE CYL HOLE | 1 |
| 4.5 | AAA-001-00737-P3 | LONG DOOR ARM 5/8T (PAINTED) | 1 |

| | | | |
|--|--|----------------------|---|
| DRAWN : CDiRamio | | | TOLERANCES (UNLESS SPECIFIED OTHERWISE) FRACTIONAL ± 1/16" DEC X.X ± 0.1" DEC X.XX ± 0.06" DEC X.XXX ± 0.031" ANGULAR ± 0.5° |
| DATE : 3/7/2016 | | | |
| MAT : | | | |
| TITLE : 5000 Series Door Arms (5350 thru 51250) | | | |
| PART NO : AAA-054-00330 | | PRINT DATE: 3/8/2016 | SHEET 2 OF 3 |
| <small>CONFIDENTIAL: THESE DRAWINGS AND COPIES THEREOF REMAIN THE PROPERTY OF JAY-LOR FABRICATING INC. ANY PERSON FOUND UNLAWFULLY USING, DISTRIBUTING, OR IN POSSESSION OF THE ABOVE WILL BE PROSECUTED</small> | | | |

| Parts List | | | |
|------------|------------------|---|-----|
| ITEM | PART NUMBER | TITLE | QTY |
| 5 | AAA-001-02833 | LP C-SIDE DOOR ARM LINKAGE ASSY (W/ HARDWARE) | 1 |
| 5.1 | AAB-015-10079 | BOLT HEX 3/4 X 3 UNC GRD 5 | 3 |
| 5.2 | AAB-015-30015 | WSHR FLAT 3/4 USS | 8 |
| 5.3 | AAB-015-20016 | NUT HEX LOCK NYLON 3/4 UNC GRD 8 | 3 |
| 5.4 | AAA-001-02831-P3 | LP C-SIDE DOOR ARM LINKAGE (PAINTED) | 1 |
| 5.5 | AAA-001-02832-P3 | LP C-SIDE DOOR LINKAGE (PAINTED) | 1 |



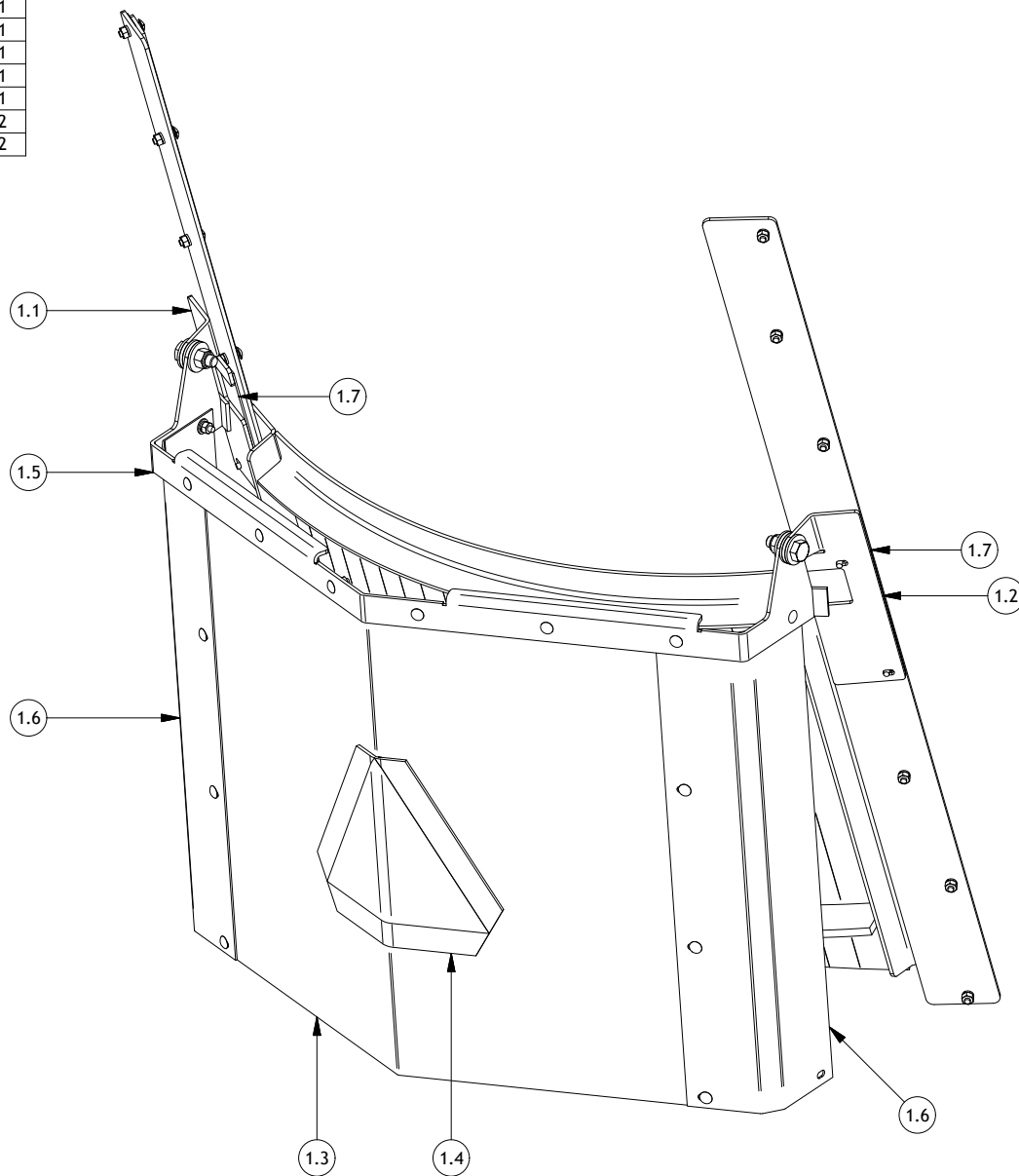
LOW PROFILE (LP) C-SIDE DOOR

* NOTE: ONLY LOW-PROFILE C-SIDE DOORS REQUIRE DOOR ARMS

| | | |
|---|----------------------|--|
| DRAWN : CDiRamio | | TOLERANCES (UNLESS SPECIFIED OTHERWISE) |
| DATE : 3/7/2016 | | FRACTIONAL ± 1/16" |
| MAT : | | DEC X.X ± 0.1" DEC X.XX ± 0.06" DEC X.XXX ± 0.031" ANGULAR ± 0.5° |
| TITLE : 5000 Series Door Arms (5350 thru 51250) | | |
| PART NO : AAA-054-00330 | PRINT DATE: 3/8/2016 | SHEET 3 OF 3 |
| CONFIDENTIAL: THESE DRAWINGS AND COPIES THEREOF REMAIN THE PROPERTY OF JAY-LOR FABRICATING INC. ANY PERSON FOUND UNLAWFULLY USING, DISTRIBUTING, OR IN POSSESSION OF THE ABOVE WILL BE PROSECUTED | | |

Parts List

| ITEM | PART NUMBER | TITLE | QTY |
|------|---------------|---|-----|
| 1 | AAA-001-00831 | REAR DOOR SHIELD ASSY | 1 |
| 1.1 | AAA-006-00444 | REAR DOOR SHIELD PIVOT BRKT LTH 1/4T | 1 |
| 1.2 | AAA-006-00533 | REAR DOOR SHIELD PIVOT BRKT RTH 1/4T | 1 |
| 1.3 | AAA-006-00445 | REAR DOOR RUBR SHIELD 1/8T | 1 |
| 1.4 | AAB-012-00074 | DECAL SMV PLASTIC BOLT ON | 1 |
| 1.5 | AAA-001-00832 | REAR DOOR SHIELD HINGE BRKT WELDMENT 1/4T | 1 |
| 1.6 | AAA-006-00440 | REAR DOOR SHIELD SIDE SUPT 1/8T | 2 |
| 1.7 | AAA-006-00532 | REAR DOOR SHIELD RUBR SPCR 1/8T | 2 |



REAR DOOR SHIELD

| | | | |
|--|--|----------------------|---|
| DRAWN : CDiRamio | | | TOLERANCES (UNLESS SPECIFIED OTHERWISE) |
| DATE : 3/8/2016 | | | FRACTIONAL ± 1/16" |
| MAT : | | | DEC X.X ± 0.1" |
| TITLE : 5000 Series Door Shields (5350 thru 51250) | | | DEC X.XX ± 0.06" |
| PART NO : AAA-054-00331 | | PRINT DATE: 3/8/2016 | DEC X.XXX ± 0.031" |
| REV | | SHEET 1 OF 3 | ANGULAR ± 0.5° |

| REV | DATE | DESCRIPTION OF CHANGE | ECN # | AUTHOR |
|-----|----------|-----------------------|-------|--------|
| A | 3/8/2016 | INITIAL REVISION | N/A | |

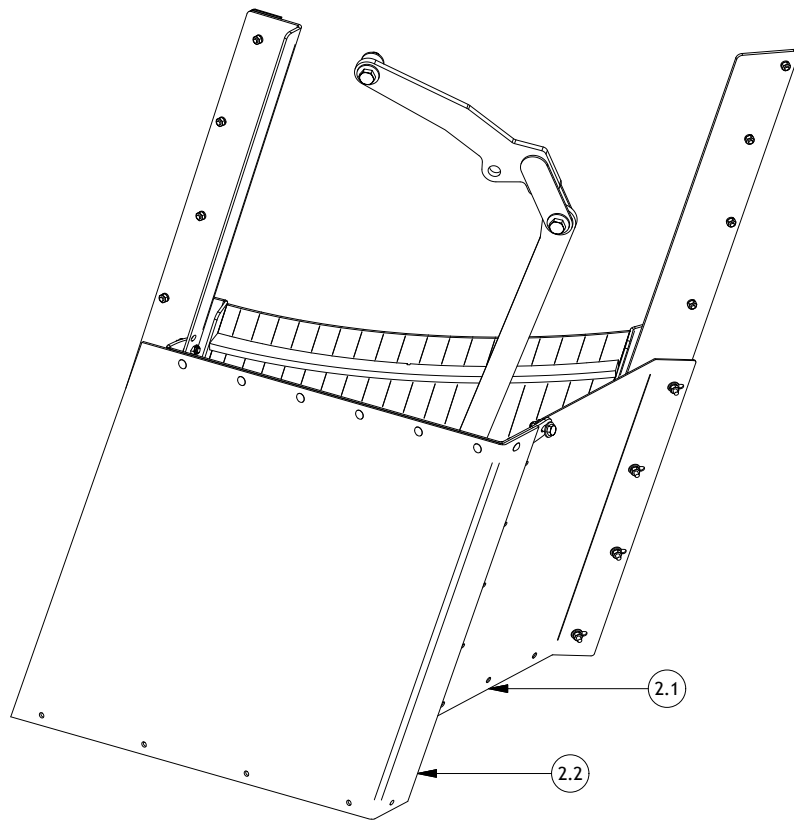
CONFIDENTIAL: THESE DRAWINGS AND COPIES THEREOF REMAIN THE PROPERTY OF JAY-LOR FABRICATING INC. ANY PERSON FOUND UNLAWFULLY USING, DISTRIBUTING, OR IN POSSESSION OF THE ABOVE WILL BE PROSECUTED

| Parts List | | | |
|------------|----------------------|--|-----|
| ITEM | PART NUMBER | TITLE | QTY |
| 2 | AAA-001-01683 | 90° CORNER DOOR FLAT FLOOR FINAL ASSY KIT (DOOR ARM & SHIELDS) | 1 |
| 2.1 | SEE REFERENCE TABLES | DRUM SHIELD 1/8T | 1 |
| 2.2 | SEE REFERENCE TABLES | DISCHARGE SHIELD ASSY | 1 |
| 3 | AAA-001-01652 | 96° CORNER DROP FLOOR FINAL ASSY KIT (DOOR ARM & SHIELDS) | 1 |
| 3.1 | SEE REFERENCE TABLES | DRUM SHIELD 1/8T | 1 |
| 3.2 | AAA-001-00693 | LWR DRUM RUBR SHIELD 1/8T (90° & 96° DIA) | 1 |
| 3.3 | AAA-001-00540 | HDPE FLR EXTENSION FOR 90 - 96 DIA DROP FLR MIXERS 3/8T | 1 |
| 3.4 | SEE REFERENCE TABLES | DISCHARGE SHIELD ASSY | 1 |

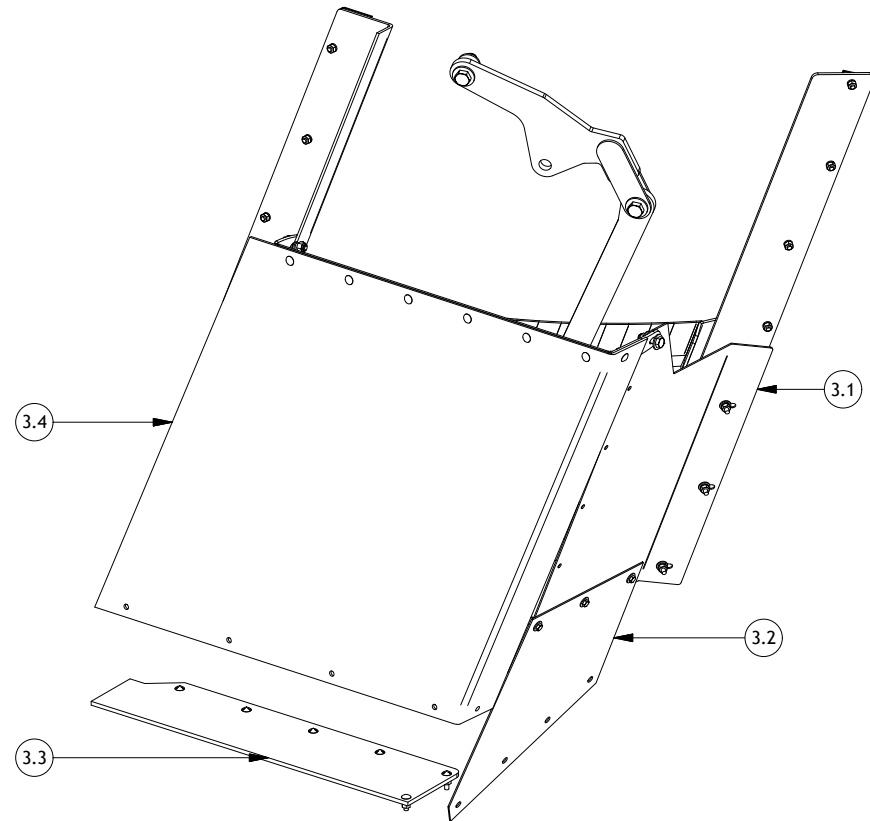
REFERENCE TABLES

| PART NUMBERS FOR REGULAR CORNER DOOR SHIELDS | | |
|--|---------------|---------------|
| MODEL | ITEM 2.1 | ITEM 2.2 |
| 5350 | AAA-001-00328 | AAA-001-00653 |
| 5400 | AAA-001-00365 | AAA-001-00654 |
| 5425 | AAA-001-00293 | AAA-001-00653 |
| 5575 | AAA-001-00336 | AAA-001-00654 |
| 5600 | AAA-001-01692 | AAA-001-00653 |
| 5650 | AAA-001-00328 | AAA-001-00653 |
| 5750 | AAA-001-00328 | AAA-001-00653 |
| 5850 | AAA-001-00293 | AAA-001-00653 |
| 5750HD | AAA-001-00328 | AAA-001-00653 |
| 5850HD | AAA-001-00293 | AAA-001-00653 |
| 51000HD | AAA-001-00336 | AAA-001-00654 |
| 51250HD | AAA-001-00336 | AAA-001-00654 |

| PART NUMBERS FOR DROP-FLOOR CORNER DOOR SHIELDS | | |
|---|---------------|---------------|
| MODEL | ITEM 3.1 | ITEM 3.4 |
| 5350 | AAA-001-00328 | AAA-001-00653 |
| 5400 | AAA-001-00365 | AAA-001-00654 |
| 5425 | AAA-001-00293 | AAA-001-00653 |
| 5575 | AAA-001-00336 | AAA-001-00654 |
| 5600 | AAA-001-01692 | AAA-001-00653 |
| 5650 | AAA-001-00328 | AAA-001-00653 |
| 5750 | AAA-001-00328 | AAA-001-00653 |
| 5850 | AAA-001-00293 | AAA-001-00653 |



REGULAR CONER DOOR SHIELD

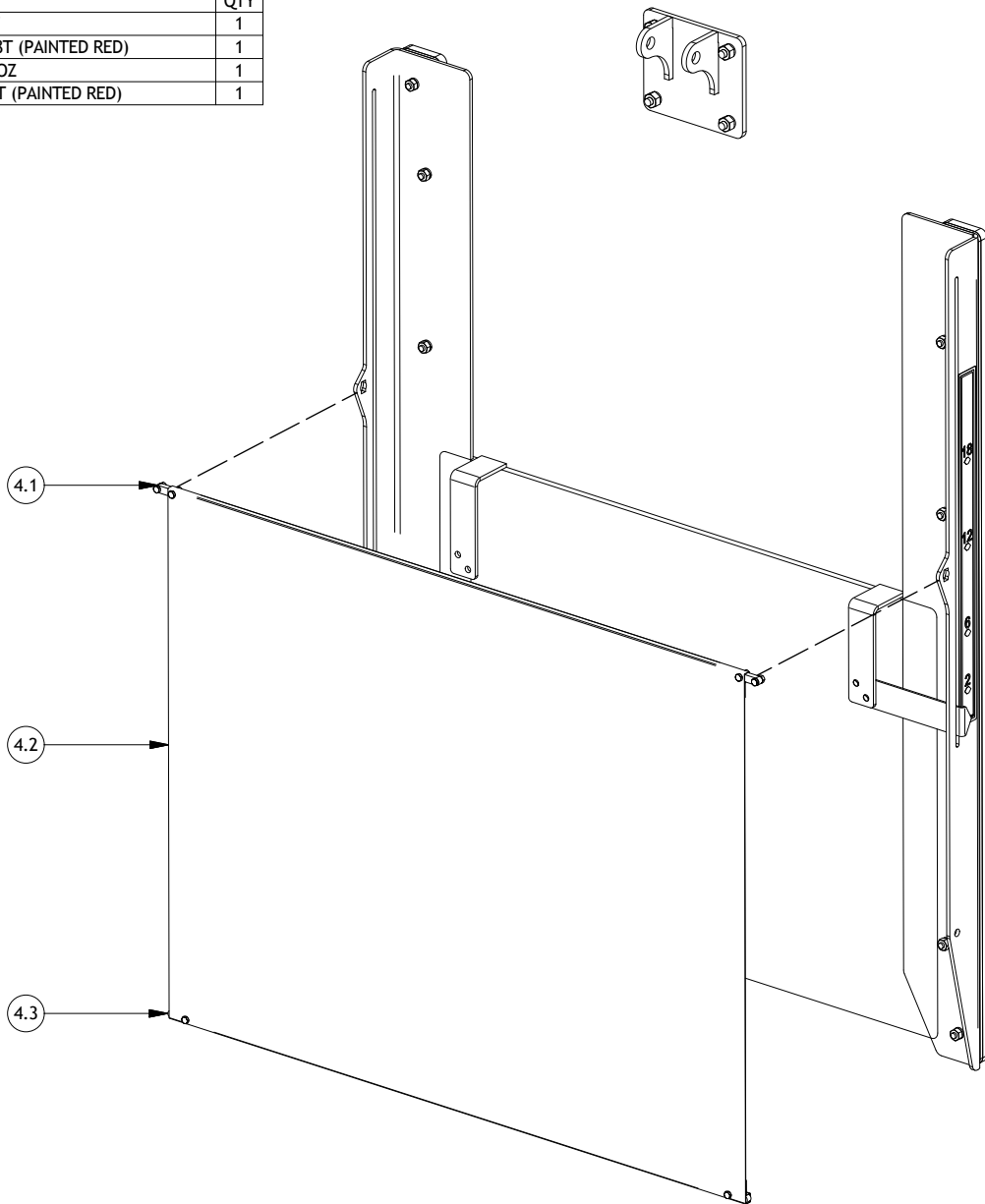


DROP-FLOOR CORNER DOOR SHIELD

| | | |
|---|----------------------|--|
| DRAWN : CDiRamio | | TOLERANCES (UNLESS SPECIFIED OTHERWISE) |
| DATE : 3/8/2016 | | FRACTIONAL ± 1/16" |
| MAT : | | DEC X.X ± 0.1" DEC X.XX ± 0.06" DEC X.XXX ± 0.031" ANGULAR ± 0.5° |
| TITLE : 5000 Series Door Shields (5350 thru 51250) | | |
| PART NO : AAA-054-00331 | PRINT DATE: 3/8/2016 | SHEET 2 OF 3 |
| CONFIDENTIAL: THESE DRAWINGS AND COPIES THEREOF REMAIN THE PROPERTY OF JAY-LOR FABRICATING INC. ANY PERSON FOUND UNLAWFULLY USING, DISTRIBUTING, OR IN POSSESSION OF THE ABOVE WILL BE PROSECUTED | | |

Parts List

| ITEM | PART NUMBER | TITLE | QTY |
|------|------------------|---|-----|
| 4 | AAA-001-01583 | C-SIDE DISCHARGE SHIELD ASSY KIT | 1 |
| 4.1 | AAA-001-01581-P1 | C-SIDE SHIELD UPPR CROSS BAR 3/8T (PAINTED RED) | 1 |
| 4.2 | AAB-001-00047 | C-SIDE TARP DISHCARGE SHIELD 40OZ | 1 |
| 4.3 | AAA-001-01582-P1 | C-SIDE SHIELD LWR CROSS BAR 3/8T (PAINTED RED) | 1 |



C-SIDE DOOR SHIELD

| | | |
|--|----------------------|--|
| DRAWN : CDiRamio | | TOLERANCES (UNLESS SPECIFIED OTHERWISE) |
| DATE : 3/8/2016 | | FRACTIONAL ± 1/16" |
| MAT : | | DEC X.X ± 0.1" DEC X.XX ± 0.06" DEC X.XXX ± 0.031" ANGULAR ± 0.5° |
| TITLE : 5000 Series Door Shields (5350 thu 51250) | | |
| PART NO : AAA-054-00331 | PRINT DATE: 3/8/2016 | SHEET 3 OF 3 |
| <small>CONFIDENTIAL: THESE DRAWINGS AND COPIES THEREOF REMAIN THE PROPERTY OF JAY-LOR FABRICATING INC. ANY PERSON FOUND UNLAWFULLY USING, DISTRIBUTING, OR IN POSSESSION OF THE ABOVE WILL BE PROSECUTED</small> | | |

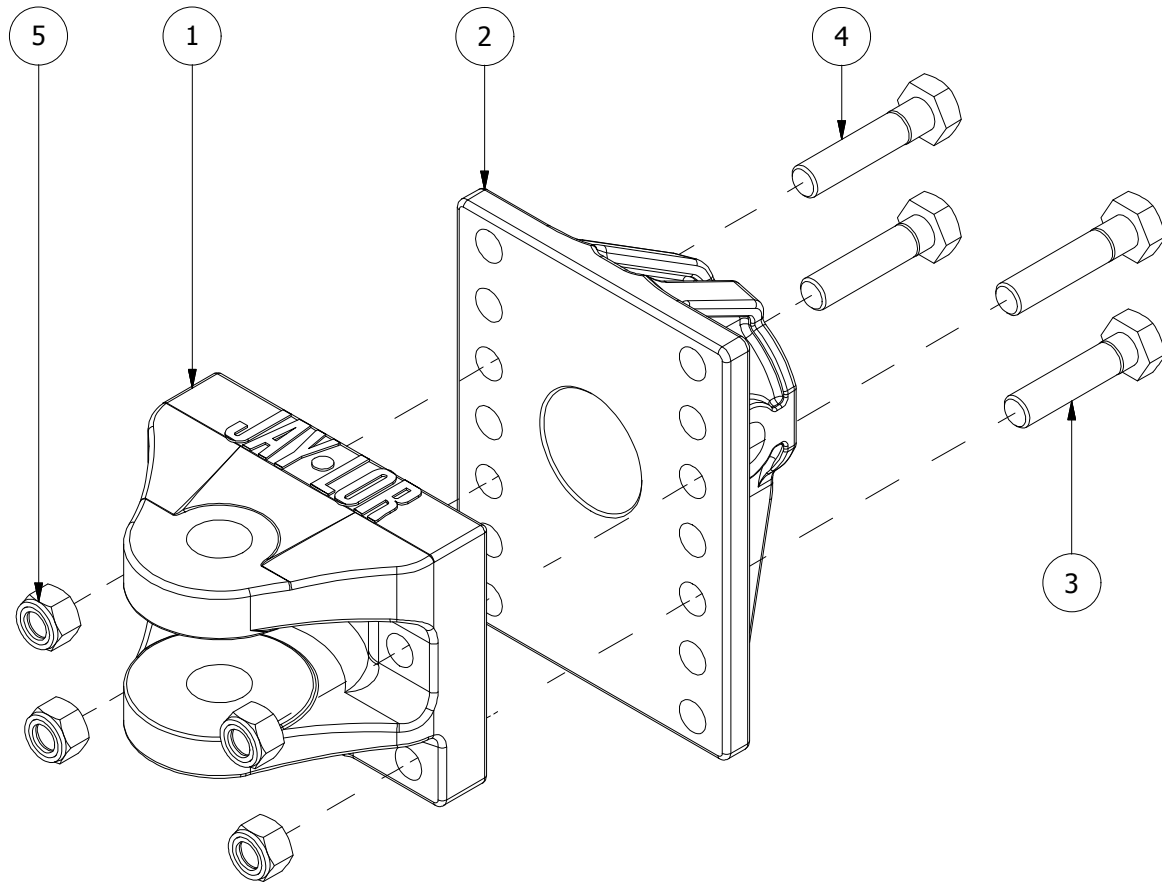
G. 002 – FRAME / HITCH PARTS**Drawing Number Reference Chart:**

| Part | Model | | | |
|----------------------|---------------|--------|---------|---------|
| | 5750HD | 5850HD | 51000HD | 51250HD |
| Hitch | AAA-054-00175 | | | |
| Front Frame Assembly | AAA-054-00187 | | | |

Hitch Kit Parts List*

| ITEM | PART NUMBER | TITLE | QTY |
|------|------------------|---|-----|
| 1 | AAB-002-00233-P3 | CAST HTCH CLEVIS 1-5/8T | 1 |
| 2 | AAB-002-00234-P3 | CAST HTCH FRT WB TUBE 2.895DIA X 40D X 3.25L (5850) | 1 |
| 3 | AAB-015-10135 | BOLT HEX 3/4 X 3-1/4 UNC GRD 8 | 2 |
| 4 | AAB-015-10145 | BOLT HEX 3/4 X 3-1/2 UNC GRD 8 | 2 |
| 5 | AAB-015-20016 | NUT HEX LOCK NYLON 3/4 UNC GRD 8 | 4 |

* To order as a kit use part #AAA-002-00993



DRWN : Jan .v. Ee

DATE : 1/21/2015

MAT :

TOLERANCES (UNLESS SPECIFIED OTHERWISE)

FRACTIONAL ± 1/16"
 DEC X.X ± 0.1"
 DEC X.XX ± 0.06"
 DEC X.XXX ± 0.031"
 ANGULAR ± 0.5°



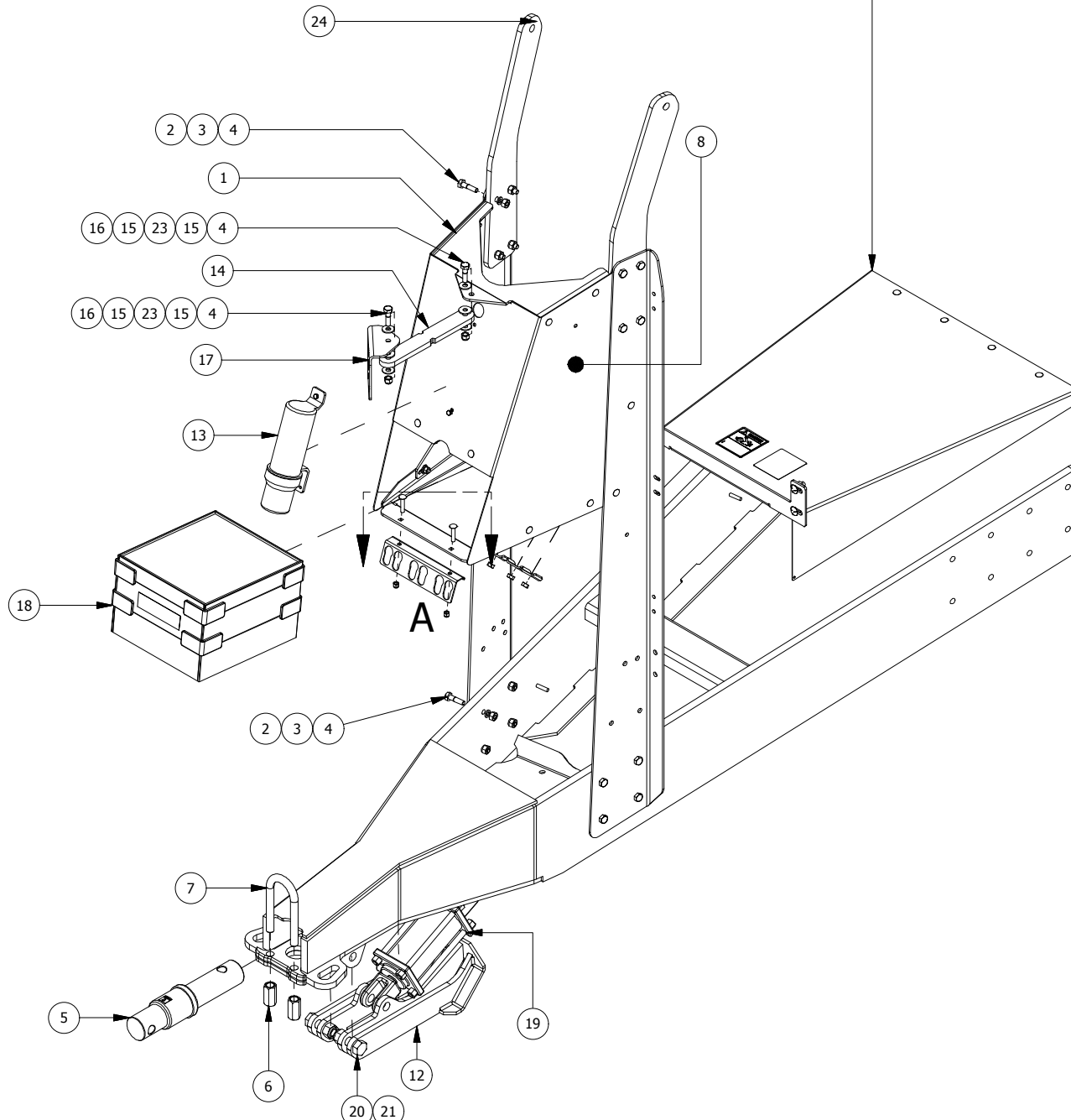
VIEW REP : SHEET 1 OF 1 R# DATE DESCRIPTION DR CK

TITLE : HITCH ADJ ASSY CAST FOR 5850 and 5000 SERIES HD

FILE NO : AAA-054-00175.idw

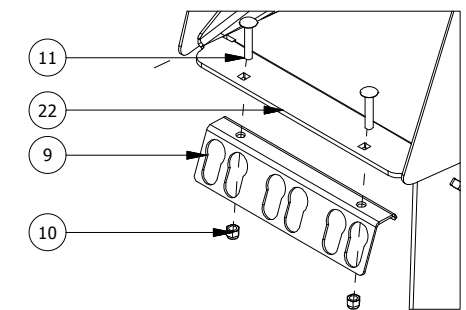
CONFIDENTIAL: THESE DRAWINGS AND COPIES THEREOF REMAIN THE PROPERTY OF JAY-LOR FABRICATING INC. ANY PERSON FOUND UNLAWFULLY USING, DISTRIBUTING, OR IN POSSESSION OF THE ABOVE WILL BE PROSECUTED

PART AAA-002-01095, PTO SHIELD KIT FOR 5000 SERIES HD MIXERS
 USED ONLY ON MIXERS WITHOUT FRONT CENTRE DOOR OPTION



Parts List

| ITEM | PART NUMBER | TITLE | QTY |
|------|------------------|--|-----|
| 1 | AAA-002-00975 | 5000 SERIES FRT HOOD CAP 1/4T | 1 |
| 2 | AAB-015-20011 | NUT HEX 1/2 UNC GRD 5 | 16 |
| 3 | AAB-015-30018 | WSHR LOCK 1/2 | 16 |
| 4 | AAB-015-10064 | BOLT HEX 1/2 X 2 UNC GRD 5 | 18 |
| 5 | AAB-010-00191 | DG WB 2-7/8DIA X 15-3/4L | 1 |
| 6 | AAB-015-20029 | NUT HEX COUPLING 7/8 X 2-1/2LG -14 UNF | 2 |
| 7 | AAB-015-10155 | U-BOLT RND 7/8 X 2-15/16W X 7-1/2L UNF GRD 8 | 1 |
| 8 | AAA-002-00982 | 5000 SERIES HOOD 1/8T | 1 |
| 9 | AAA-002-00994-P3 | HOSE CLAMP 1/8T | 1 |
| 10 | AAB-015-20012 | NUT HEX 3/8 LOCK NYLON GRD 2 | 3 |
| 11 | AAB-015-10081 | BOLT CARRIAGE 3/8 X 2 UNC GRD 5 | 5 |
| 12 | AAA-002-00961-P3 | HYD TRAILING FOOT PAINTED | 1 |
| 13 | AAB-002-00001 | MANUAL HOLDER | 1 |
| 14 | AAA-002-00995-P3 | SCALE HEAD SWING ARM 5/8T (BLACK) | 1 |
| 15 | AAB-015-30013 | WSHR FLAT 1/2 USS | 4 |
| 16 | AAB-015-20019 | NUT NYLON LOCK 1/2 UNC GRD 2 | 2 |
| 17 | AAA-010-00048 | SCALE HEAD MNT BRKT 1/4T | 1 |
| 18 | AAA-000-00171 | JAYLOR PARTICLE SEPARATOR | 1 |
| 19 | AAB-009-00704 | HYD TIE ROD CYDR 6IN STROKE X 4IN BORE | 1 |
| 20 | AAB-015-10143 | BOLT HEX 1 X 3 UNC GRD 8 | 2 |
| 21 | AAB-015-20026 | NUT HEX NYLOCK 1 UNC GRD 8 | 2 |
| 22 | AAA-002-00983W | WELDED BOTTOM CAP HOOD 1/4T | 1 |
| 23 | AAB-000-00004 | TPR RUBR WSHR 1-1/2OD X 1/2ID X 1/8T | 2 |
| 24 | AAA-002-00998 | UPPR FRAME ATTCH ARM 5/8T (5000 HD MODELS) | 2 |



DETAIL A

| | | |
|-------------------|---|---|
| DRWN : Jan .v. Ee | TOLERANCES (UNLESS SPECIFIED OTHERWISE) FRACTIONAL ± 1/16" DEC X.X ± 0.1" DEC X.XX ± 0.06" DEC X.XXX ± 0.031" ANGULAR ± 0.5° | JAY-LOR Fabricating Inc |
| DATE : 1/29/2015 | | |
| MAT : | | CONFIDENTIAL: THESE DRAWINGS AND COPIES THEREOF REMAIN THE PROPERTY OF JAY-LOR FABRICATING INC. ANY PERSON FOUND UNLAWFULLY USING, DISTRIBUTING, OR IN POSSESSION OF THE ABOVE WILL BE PROSECUTED |

| | | | | | | |
|---------------------------|--------------|----|------|-----------------------------|----|----|
| VIEW REP : | SHEET 1 OF 1 | R# | DATE | DESCRIPTION | DR | CK |
| TITLE : FRT FRAME ASSY HD | | | | FILE NO : AAA-054-00187.idw | | |

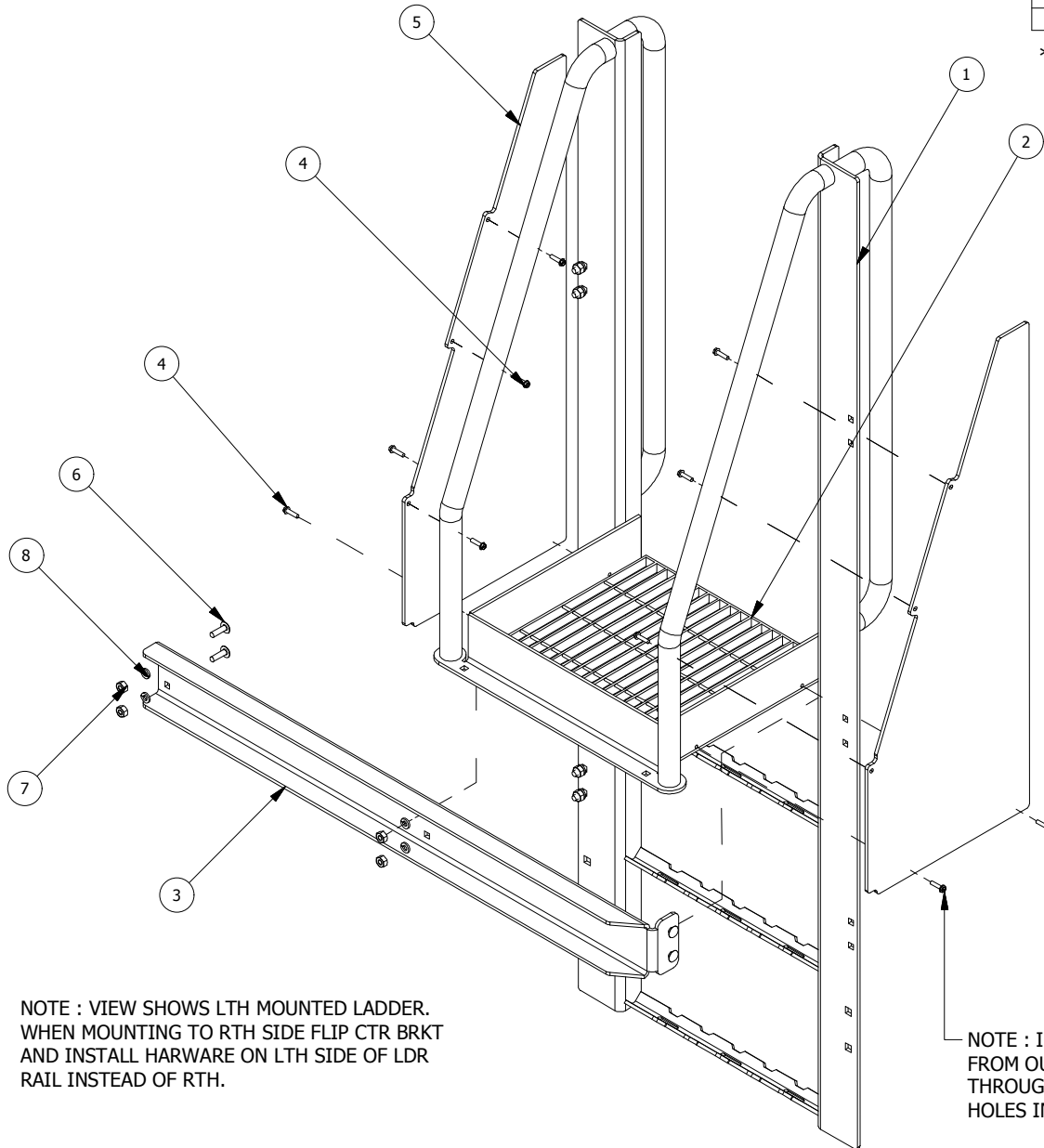
H. 003 – LADDER / PLATFORM PARTS**Drawing Number Reference Chart:**

| Part | Model | | | |
|--------------------------|---------------|--------|---------|---------|
| | 5750HD | 5850HD | 51000HD | 51250HD |
| Standard Ladder Assembly | AAA-054-00178 | | | |

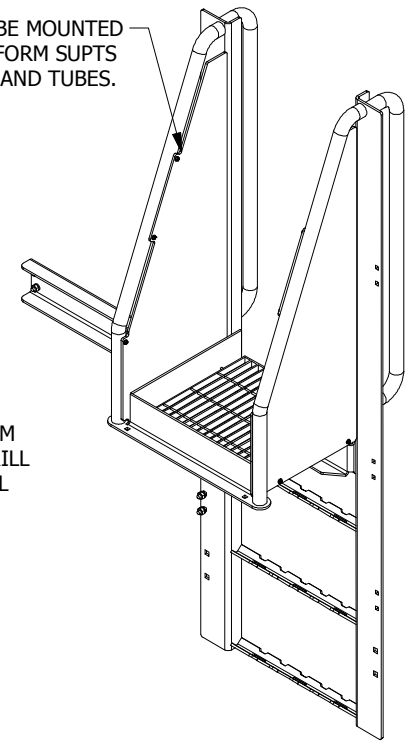
Ladder Kit Parts List*

| ITEM | PART NUMBER | TITLE | QTY |
|------|---------------|--|-----|
| 1 | AAA-003-00228 | LDR WELDMNT 5000 | 1 |
| 2 | AAB-003-00006 | LDR PLATFORM | 1 |
| 3 | AAA-003-00241 | CTR UPRTH LDR SUPT BRKT 1/4T | 2 |
| 4 | AAB-015-10158 | BOLT HEX THREAD CUTTING & SELF-TAPPING 1/4-20 X 1L GRD 5 | 10 |
| 5 | AAB-003-00004 | LDR SIDE SHIELD (HDPE BLACK) | 2 |
| 6 | AAB-015-10060 | BOLT CARRIAGE 3/8 X 1-1/4 UNC GRD 2 | 10 |
| 7 | AAB-015-20017 | NUT HEX 3/8 UNC GRD 2 | 10 |
| 8 | AAB-015-30017 | WSHR LOCK 3/8 | 10 |

* To order as a kit use part #AAA-003-00229



NOTE : SHIELDS BE MOUNTED BETWEEN PLATFORM SUPTS LTH / RTH AND TUBES.



FULLY ASSEMBLED VIEW

NOTE : WHEN INSTALLING PLATFORM PLACE IN PLATFORM FRAME AND DRILL INTO PLATFORM USING A 3/16 DRILL BIT. USE PILOT HOLES IN RTH & LTH PLATFORM SUPTS AS GUIDES

NOTE : INSTALL 2 LOWER SELF TAPPING SCREWS FROM OUTSIDE OF SHIELD , THROUGH SHIELD, THROUGH PLATFORM FRAME AND INTO DRILLED HOLES IN PLATFORM

NOTE : VIEW SHOWS LTH MOUNTED LADDER. WHEN MOUNTING TO RTH SIDE FLIP CTR BRKT AND INSTALL HARWARE ON LTH SIDE OF LDR RAIL INSTEAD OF RTH.

DRWN : DENwright

DATE : 1/23/2015

MAT :

TOLERANCES (UNLESS SPECIFIED OTHERWISE)
 FRACTIONAL ± 1/16"
 DEC X.X ± 0.1"
 DEC X.XX ± 0.06"
 DEC X.XXX ± 0.031"
 ANGULAR ± 0.5°



VIEW REP :

SHEET 1 OF 1

R#

DATE

DESCRIPTION

DR

CK

TITLE : LDR ASSY

FILE NO : AAA-054-00178.idw

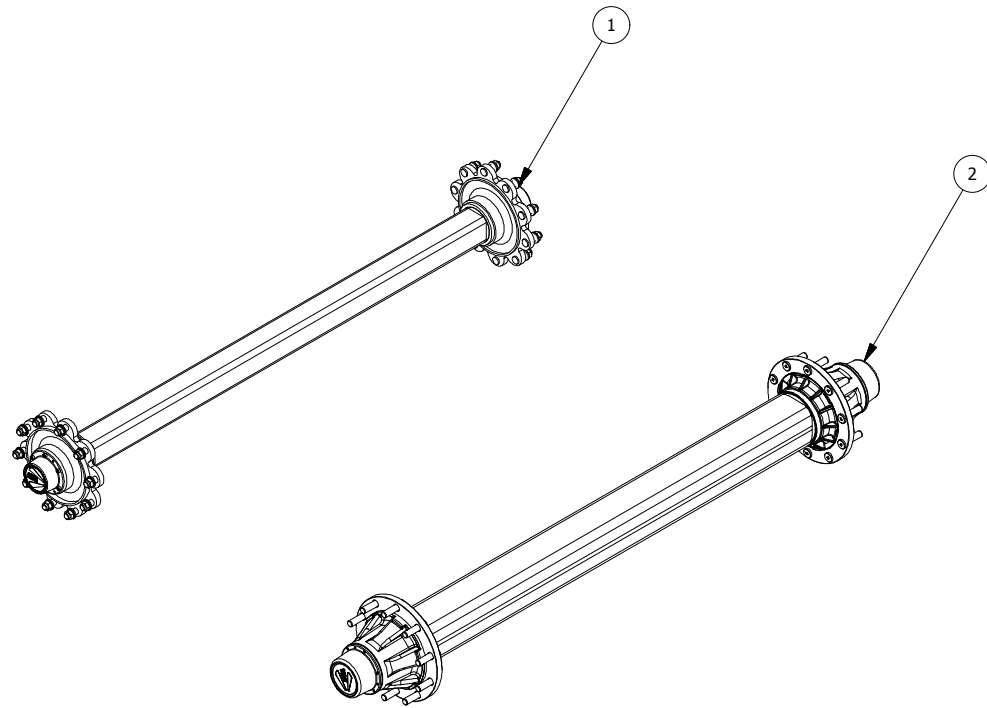
CONFIDENTIAL: THESE DRAWINGS AND COPIES THEREOF REMAIN THE PROPERTY OF JAY-LOR FABRICATING INC. ANY PERSON FOUND UNLAWFULLY USING, DISTRIBUTING, OR IN POSSESSION OF THE ABOVE WILL BE PROSECUTED

I. 004 – WHEEL / HUB / AXLE PARTS**Drawing Number Reference Chart:**

| Part | Model | | | |
|--------------|------------------------------|--------|---------|---------|
| | 5750HD | 5850HD | 51000HD | 51250HD |
| Axle Chart | AAA-054-00264 | | | |
| Axle Mount | AAA-054-00127, AAA-054-00133 | | | |
| Wheels | AAA-054-00238 | | | |
| 10-Bolt Axle | AAA-054-00198 | | | |

5000 SERIES AXLE PART NUMBER CHART FOR HD MODELS

| MODEL | STANDARD AXLE | STD. AXLE PART # |
|---------|---|------------------|
| 5750HD | AXLE 100MM X 100MM WITH 2030 MM F-F (TRACK) | AAB-004-00017 |
| 5850HD | AXLE 100MM X 100MM WITH 2030 MM F-F (TRACK) | AAB-004-00017 |
| 51000HD | AXLE 150MM SQUARE BEAM 16MM WALL 1950MM TRACK | AAB-004-00210 |
| 51250HD | AXLE 150MM SQUARE BEAM 16MM WALL 1950MM TRACK | AAB-004-00210 |



Parts List

| ITEM | PART NUMBER | TITLE |
|------|---------------|--|
| 1 | AAB-004-00017 | AXLE 100MM X 100MM WITH 2030MM [80"] F-F (TRACK) |
| 2 | AAB-004-00210 | AXLE 150MM SQUARE BEAM 16MM WALL 1950MM TRACK (10 M22 280/335) |

DRWN : CDiRamio

DATE : 1/29/2015

MAT :

TOLERANCES (UNLESS SPECIFIED OTHERWISE)
 FRACTIONAL ± 1/16"
 DEC X.X ± 0.1"
 DEC X.XX ± 0.06"
 DEC X.XXX ± 0.031"
 ANGULAR ± 0.5°

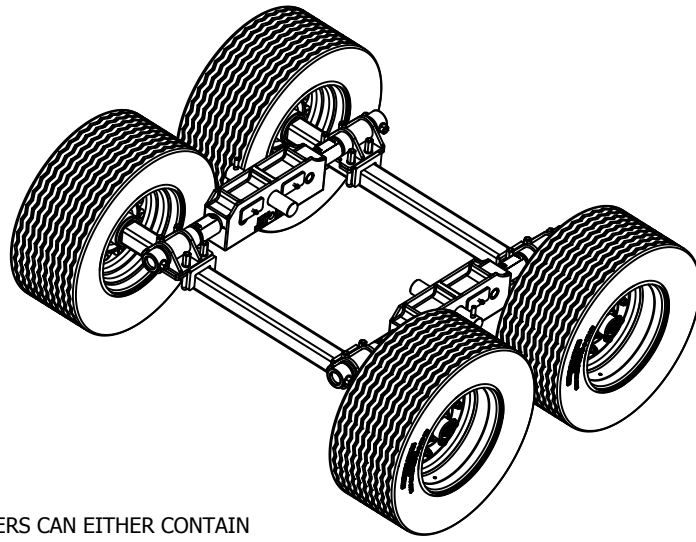


VIEW REP : SHEET 1 OF 1 R# DATE DESCRIPTION DR CK

TITLE : 5000 SERIES AXLE CHART FOR HD MODELS

FILE NO : AAA-054-00264.idw

CONFIDENTIAL: THESE DRAWINGS AND COPIES THEREOF REMAIN THE PROPERTY OF JAY-LOR FABRICATING INC. ANY PERSON FOUND UNLAWFULLY USING, DISTRIBUTING, OR IN POSSESSION OF THE ABOVE WILL BE PROSECUTED

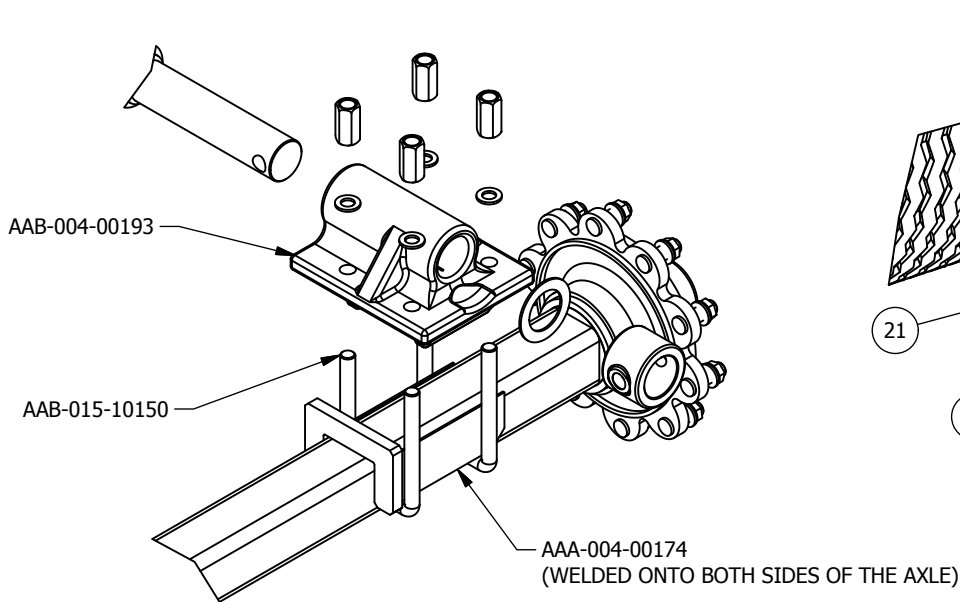


NOTE:

BASED ON MIXER SERIAL, HD TRAILERS CAN EITHER CONTAIN WELDED OR CASTED WALKING BEAM COMPONENTS.

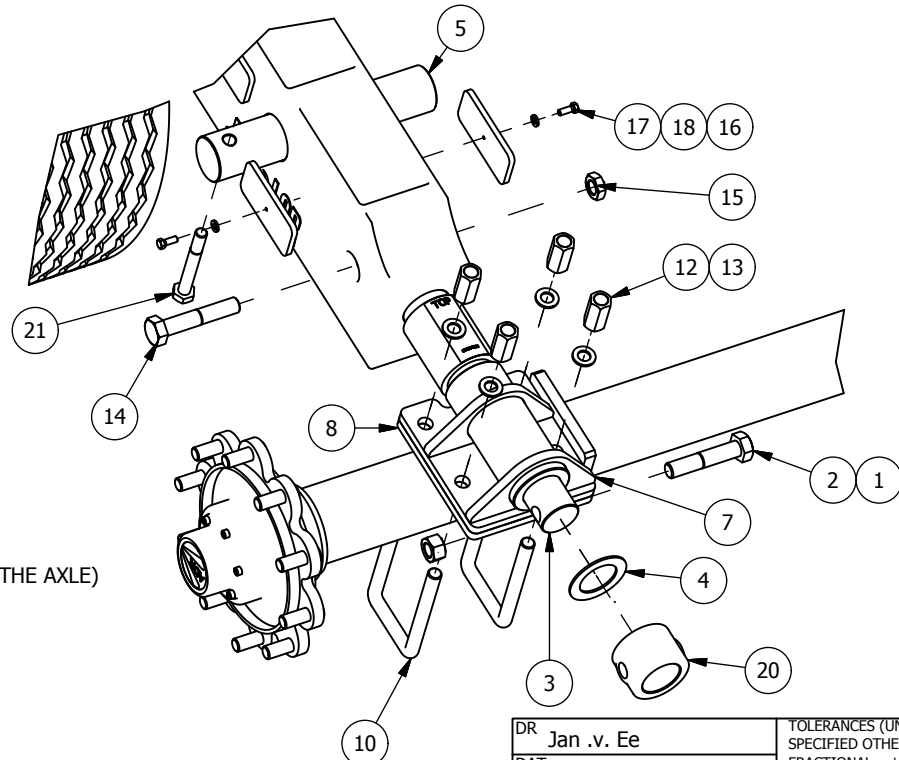
CHECK WITH OUR PARTS DEPARTMENT TO MAKE SURE THE CORRECT PARTS ARE ORDERED

| Parts List | | | |
|------------|---------------|--|-----|
| ITE | PART NUMBER | TITLE | QTY |
| 1 | AAB-015-20021 | NUT HEX 1 UNC GRD 8 | 4 |
| 2 | AAB-015-10091 | BOLT HEX 1 X 5 UNC GRD 8 | 4 |
| 3 | AAB-010-00195 | WB 2-5/8DIA 3-1/8DIA 26-1/4L | 4 |
| 4 | AAA-000-00113 | OSCILLATING AXLE NYLON SPACER 2.625ID X 1/8T | 4 |
| 5 | AAA-002-00714 | HD WALKING BEAM HINGE PIN 15 3/4LG X 3DIA | 2 |
| 6 | AAB-004-00124 | TIRE AND RIM 445/50R22.5 | 4 |
| 7 | AAA-002-00588 | AXLE WB WELDMENT (HD W/ 7/8 U-BOLTS) | 4 |
| 8 | AAA-002-00589 | AXLE PLT UBOLT 100MM AXLE 5/8T | 4 |
| 9 | AAB-004-00017 | AXLE 100MM X 100MM WITH 2030MM [80"] F-F (TRACK) | 2 |
| 10 | AAB-015-10106 | U-BOLT SQ 7/8 X 4W X 8L UNF GRD 8 | 8 |
| 11 | AAA-000-00106 | PLT BRACE MNT AXLE 10BOLT 3/4T | 4 |
| 12 | AAB-015-20029 | NUT HEX COUPLING 7/8 X 2-1/2LG -14 UNF | 16 |
| 13 | AAB-015-30027 | WSHR FLAT 7/8 HARDENED | 16 |
| 14 | AAB-015-10136 | BOLT HEX 1 X 5 1/2 UNC GRD 8 | 4 |
| 15 | AAB-015-20034 | JAM NUT HEX 1 UNC GRD 8 | 4 |
| 16 | AAB-004-00180 | SPACER NYLATRON NSM / SL - 2-7/8 X 6 X 3/8T | 8 |
| 17 | AAB-015-10056 | BOLT HEX 3/8 X 1 UNC GRD 2 | 8 |
| 18 | AAB-015-30017 | WSHR LOCK 3/8 | 8 |
| 19 | AAB-002-00657 | WALKING BEAM AXLE CROSS MEMBER | 2 |
| 20 | AAB-004-00176 | CAST WB TUBE 2.645ID X 4OD X 2.86L | 4 |
| 21 | AAB-015-10072 | BOLT HEX 3/4 X 6 UNC GRD 8 | 2 |



CAST AXLE TO WEIGH BAR MOUNTING (ONLY ON LATER MIXER VERSIONS)

INDICATED ABOVE ARE THE PARTS THAT DIFFER FROM THE STANDARD ASSEMBLY SHOWN IN THE OTHER VIEW

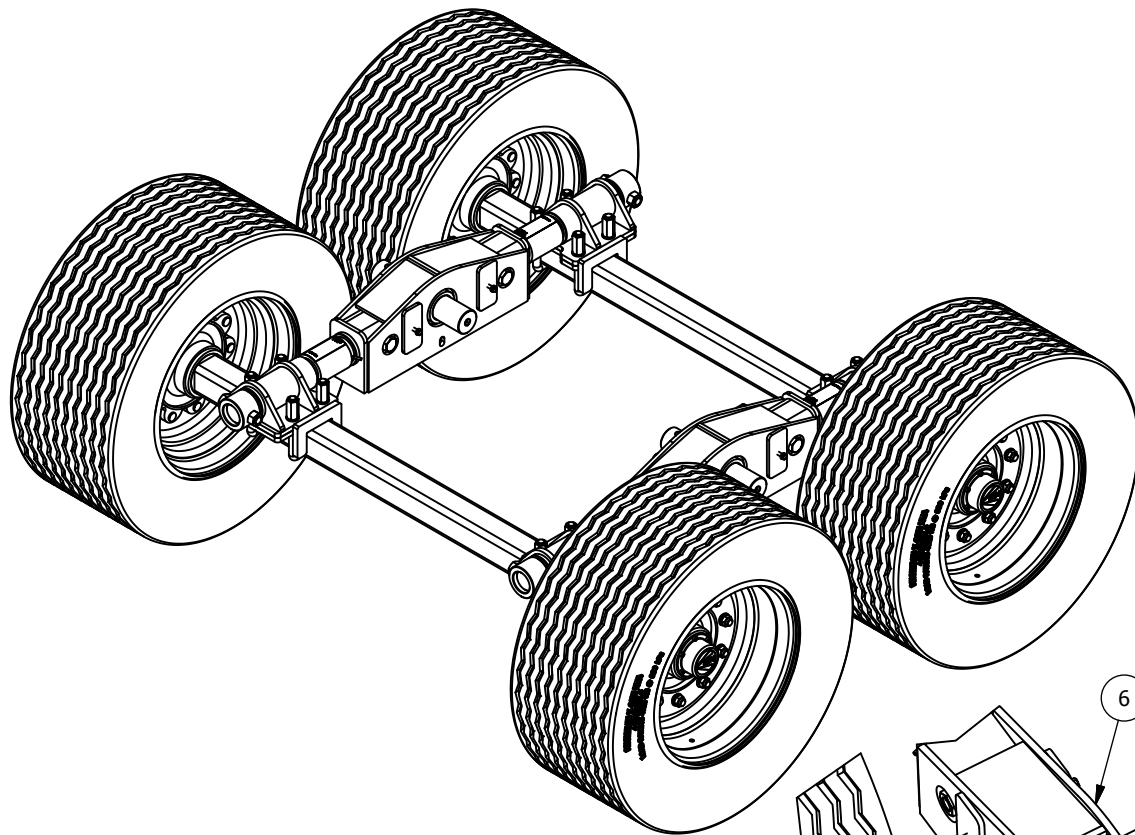


| | | | |
|-----|------------|---|-----------------------------------|
| DR | Jan .v. Ee | TOLERANCES (UNLESS SPECIFIED OTHERWISE) FRACTIONAL ± 1/16" DEC X.X ± 0.1" DEC X.XX ± 0.06" DEC X.XXX ± 0.031" ANGULAR ± 0.5° | JAY-LOR Fabricating Inc |
| DAT | 9/21/2012 | | |
| MAT | | | |

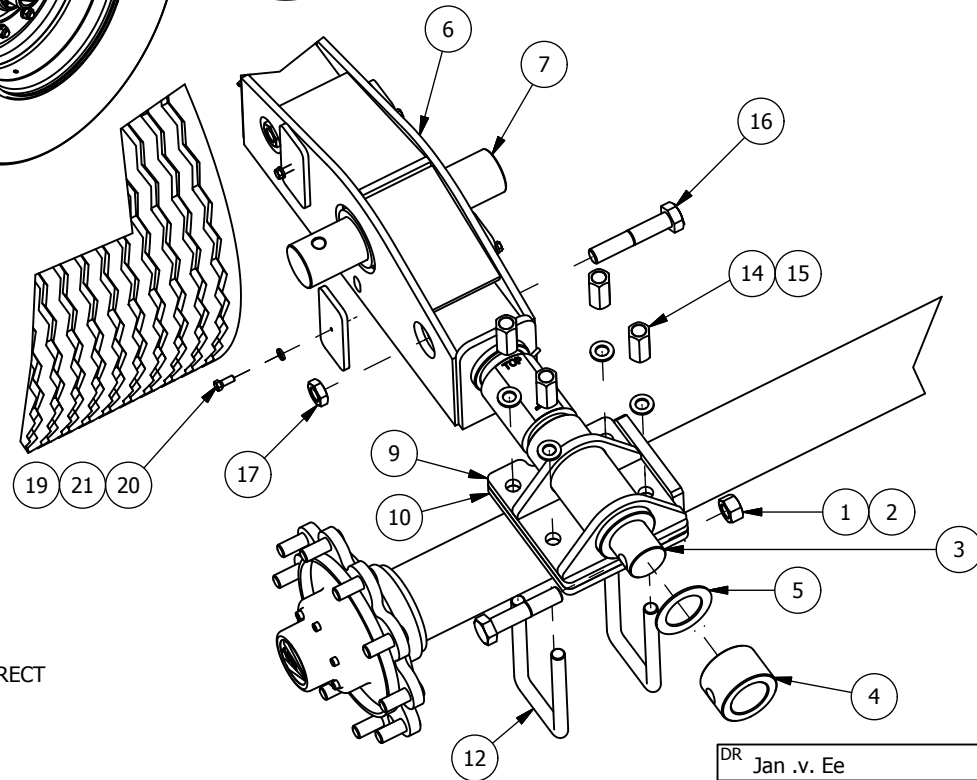
| | | | | | | | |
|-------|---------|--------------|----|------|-------------|----|----|
| UNITS | PAPER A | SHEET 1 OF 1 | R# | DATE | DESCRIPTION | DR | CK |
|-------|---------|--------------|----|------|-------------|----|----|

TITLE HD LOWER WALKING BEAM ASSY (CASTED PARTS) FILE NO AAA-054-00127.idw

CONFIDENTIAL: THESE DRAWINGS AND COPIES THEREOF REMAIN THE PROPERTY OF JAY-LOR FABRICATING INC. ANY PERSON FOUND UNLAWFULLY USING, DISTRIBUTING, OR IN POSSESSION OF THE ABOVE WILL BE PROSECUTED



| Parts List | | | |
|------------|---------------|---|-----|
| ITEM | PART NUMBER | TITLE | QTY |
| 1 | AAB-015-20021 | NUT HEX 1 UNC GRD 8 | 4 |
| 2 | AAB-015-10091 | BOLT HEX 1 X 5 UNC GRD 8 | 4 |
| 3 | AAB-010-00195 | WB 2-5/8DIA 3-1/8DIA 26-1/4L | 4 |
| 4 | AAB-002-00216 | WB TUBE 2.645ID X 4OD X 2.86L | 4 |
| 5 | AAA-000-00113 | OSCILLATING AXLE NYLON SPACER 2.625ID X 1/8T | 4 |
| 6 | AAA-004-00161 | HD LOWER WALKING BEAM WELDMENT | 2 |
| 7 | AAA-002-00655 | 41000 HD WALKING BEAM HINGE PIN 3 IN DIA 14-1/4LG | 2 |
| 8 | AAB-004-00124 | TIRE AND RIM 445/50R22.5 | 4 |
| 9 | AAA-002-00588 | AXLE WB WELDMENT (HD W/ 7/8 U-BOLTS) | 4 |
| 10 | AAA-002-00589 | AXLE PLT UBOLT 100MM AXLE 5/8T | 4 |
| 11 | AAB-004-00017 | AXLE 100MM X 100MM WITH 2030MM [80"] F-F (TRACK) | 2 |
| 12 | AAB-015-10106 | U-BOLT SQ 7/8 X 4W X 8L UNF GRD 8 | 8 |
| 13 | AAA-000-00106 | PLT BRACE MNT AXLE 10BOLT 3/4T | 4 |
| 14 | AAB-015-20029 | NUT HEX COUPLING 7/8 X 2-1/2LG -14 UNF | 16 |
| 15 | AAB-015-30027 | WSHR FLAT 7/8 HARDENED | 16 |
| 16 | AAB-015-10136 | BOLT HEX 1 X 5 1/2 UNC GRD 8 | 4 |
| 17 | AAB-015-20034 | JAM NUT HEX 1 UNC GRD 8 | 4 |
| 18 | AAB-008-00031 | FIT GREASE NIPPLE X 2 MNPT | 2 |
| 19 | AAB-004-00180 | SPACER NYLATRON NSM / SL - 2-7/8 X 6 X 3/8T | 8 |
| 20 | AAB-015-10056 | BOLT HEX 3/8 X 1 UNC GRD 2 | 8 |
| 21 | AAB-015-30017 | WSHR LOCK 3/8 | 8 |



NOTE:

BASED ON MIXER SERIAL, HD TRAILERS CAN EITHER CONTAIN WELDED OR CASTED WALKING BEAM COMPONENTS.

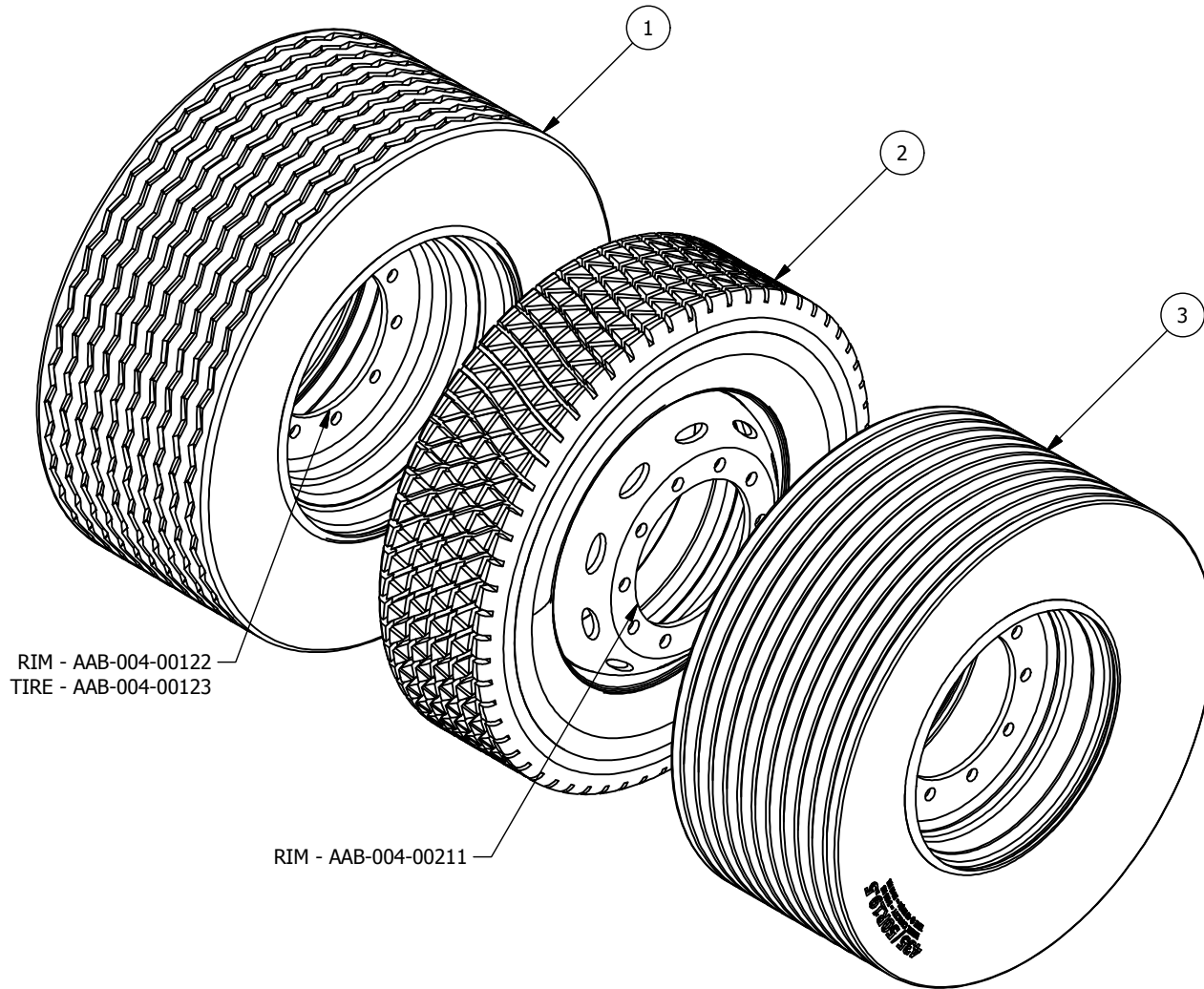
CHECK WITH OUR PARTS DEPARTMENT TO MAKE SURE THE CORRECT PARTS ARE ORDERED

| | | | |
|-----|------------|---|-----------------------------------|
| DR | Jan .v. Ee | TOLERANCES (UNLESS SPECIFIED OTHERWISE) FRACTIONAL ± 1/16" DEC X.X ± 0.1" DEC X.XX ± 0.06" DEC X.XXX ± 0.031" ANGULAR ± 0.5° | JAY-LOR Fabricating Inc |
| DAT | 10/31/2012 | | |
| MAT | | | |

| | | | | | | | |
|---|---------|--------------|----|------|-------------|---------------------------|----|
| UNITS | PAPER A | SHEET 1 OF 1 | R# | DATE | DESCRIPTION | DR | CK |
| TITLE HD LOWER WALKING BEAM ASSY (WELDED PARTS) | | | | | | FILE NO AAA-054-00133.idw | |

CONFIDENTIAL: THESE DRAWINGS AND COPIES THEREOF REMAIN THE PROPERTY OF JAY-LOR FABRICATING INC. ANY PERSON FOUND UNLAWFULLY USING, DISTRIBUTING, OR IN POSSESSION OF THE ABOVE WILL BE PROSECUTED

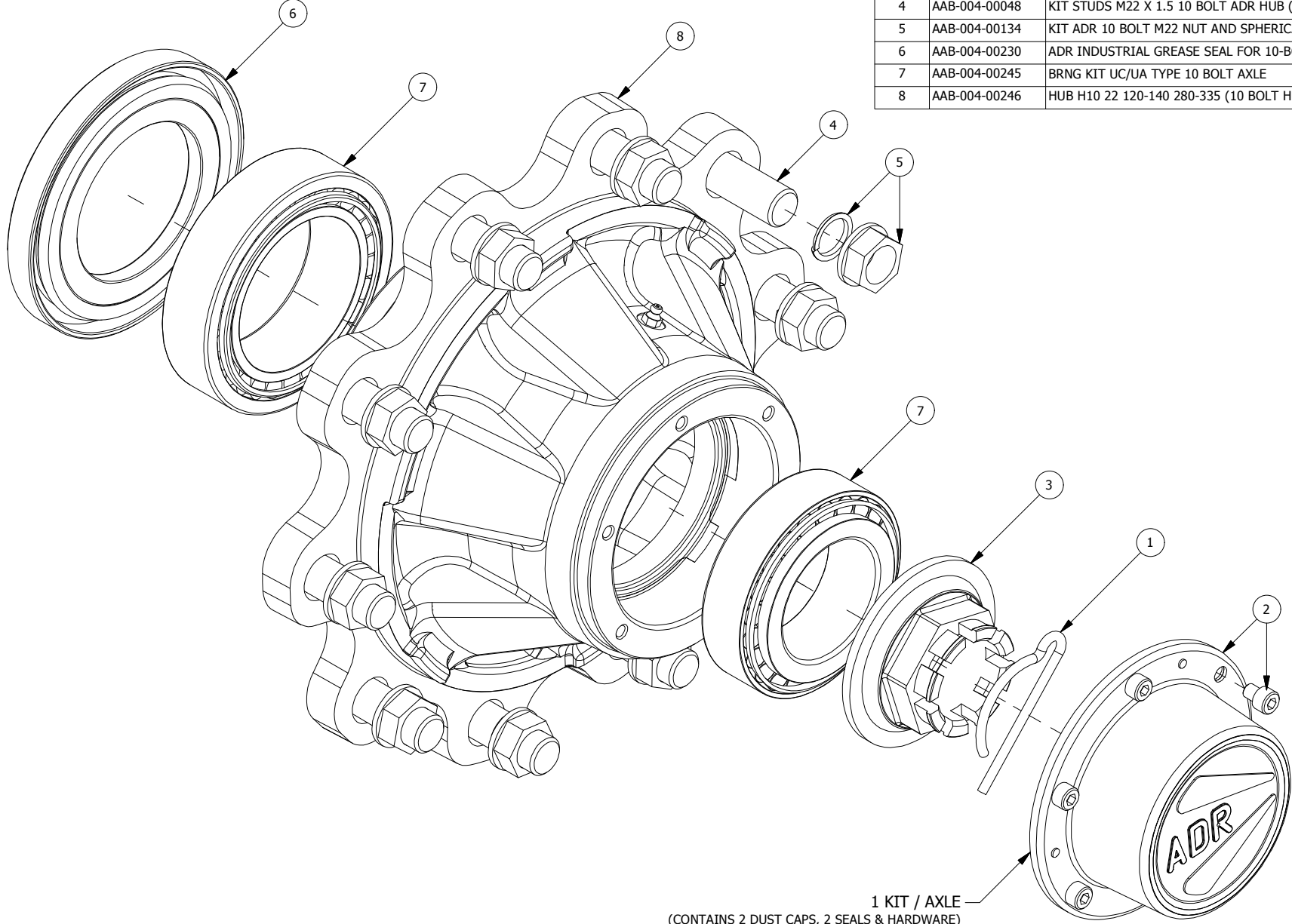
| Parts List | | | |
|------------|---------------|---------------------------------|-----|
| ITEM | PART NUMBER | TITLE | QTY |
| 1 | AAB-004-00124 | TIRE AND RIM 445/50R22.5 | 1 |
| 2 | AAB-004-00213 | 275/70R22.5 TIRE & WHL | 1 |
| 3 | AAB-004-00242 | 435/50R19.5 TIRE & WHL ASSEMBLY | 1 |



| Model | Standard Tire Size | Standard Tire Part # |
|----------|--------------------|----------------------|
| 5750 HD | 435/50R19.5 (4) | AAB-004-00242 |
| 5850 HD | 445/50R22.5 (4) | AAB-004-00124 |
| 51000 HD | 275/70R22.5 (8) | AAB-004-00213 |
| 51250 HD | 275/70R22.5 (8) | AAB-004-00213 |

| | | |
|------------------|---|------------------------------------|
| DRWN : Bcrawford | TOLERANCES (UNLESS SPECIFIED OTHERWISE) FRACTIONAL ± 1/16" DEC X.X ± 0.1" DEC X.XX ± 0.06" DEC X.XXX ± 0.031" ANGULAR ± 0.5° | JAY•LOR® Fabricating Inc |
| DATE : 4/27/2015 | | |
| MAT : | CONFIDENTIAL: THESE DRAWINGS AND COPIES THEREOF REMAIN THE PROPERTY OF JAY-LOR FABRICATING INC. ANY PERSON FOUND UNLAWFULLY USING, DISTRIBUTING, OR IN POSSESSION OF THE ABOVE WILL BE PROSECUTED | |

| | | | | | | |
|---|--------------|----|------|-----------------------------|----|----|
| VIEW REP : | SHEET 1 OF 1 | R# | DATE | DESCRIPTION | DR | CK |
| TITLE : 5000 SERIES HD WHL PART NUMBERS | | | | FILE NO : AAA-054-00238.idw | | |



| Parts List | | | |
|------------|------------------|--|-----|
| ITEM | PART NUMBER | TITLE | QTY |
| 1 | AAB-004-00030 | PIN SPRING FOR ADR AXLE NUT | 1 |
| 2 | AAB-004-00038-P3 | PAINTED KIT ADR 10 BOLT HUB DUST CAPS W/SEAL AND BOLTS (BLACK) | 1 |
| 3 | AAB-004-00039 | NUT SLOTTED AXLE FOR ADR 10 BOLT | 1 |
| 4 | AAB-004-00048 | KIT STUDS M22 X 1.5 10 BOLT ADR HUB (10 PER SET) | 1 |
| 5 | AAB-004-00134 | KIT ADR 10 BOLT M22 NUT AND SPHERICAL LOCK WASHER (10 PAIRS) | 1 |
| 6 | AAB-004-00230 | ADR INDUSTRIAL GREASE SEAL FOR 10-BOLT HUB (5471402) | 1 |
| 7 | AAB-004-00245 | BRNG KIT UC/UA TYPE 10 BOLT AXLE | 1 |
| 8 | AAB-004-00246 | HUB H10 22 120-140 280-335 (10 BOLT HUB W/GREASE FIT) | 1 |

| | | |
|-------------------|---|--|
| DRWN : Jan .v. Ee | TOLERANCES (UNLESS SPECIFIED OTHERWISE) FRACTIONAL ± 1/16" DEC X.X ± 0.1" DEC X.XX ± 0.06" DEC X.XXX ± 0.031" ANGULAR ± 0.5° | |
| DATE : 10/15/2015 | | |
| MAT : | | |

CONFIDENTIAL: THESE DRAWINGS AND COPIES THEREOF REMAIN THE PROPERTY OF JAY-LOR FABRICATING INC. ANY PERSON FOUND UNLAWFULLY USING, DISTRIBUTING, OR IN POSSESSION OF THE ABOVE WILL BE PROSECUTED

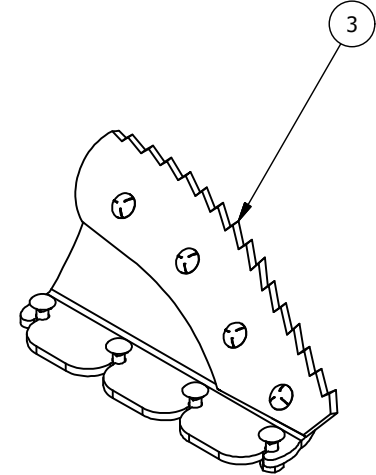
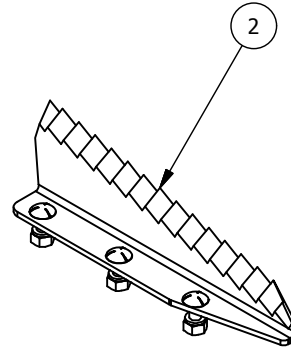
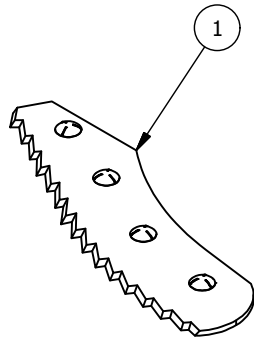
| | | | | | | |
|--|--------------|----|------|-----------------------------|----|----|
| VIEW REP : | SHEET 1 OF 1 | R# | DATE | DESCRIPTION | DR | CK |
| TITLE : KIT ADR 10 BOLT HUB FOR UC (UA) AXLE | | | | FILE NO : AAA-054-00198.idw | | |

J. 005 – AUGER PARTS

Drawing Number Reference Chart:

| Part | Model | | | |
|---------------|---------------|--------|---------|---------|
| | 5750HD | 5850HD | 51000HD | 51250HD |
| Knife Options | AAA-054-00055 | | | |
| Auger Options | AAA-054-00142 | | | |

| Parts List | | | |
|------------|---------------|-----------------------------------|-----|
| ITEM | PART NUMBER | TITLE | QTY |
| 1 | AAA-005-00226 | KIT AUGER KNIFE WITH HARDWARE | 10 |
| 2 | AAA-005-00225 | KIT VERTICAL KNIFE WITH HARDWARE | 3 |
| 3 | AAA-005-00224 | KIT ALEXANDER KNIFE WITH HARDWARE | 3 |

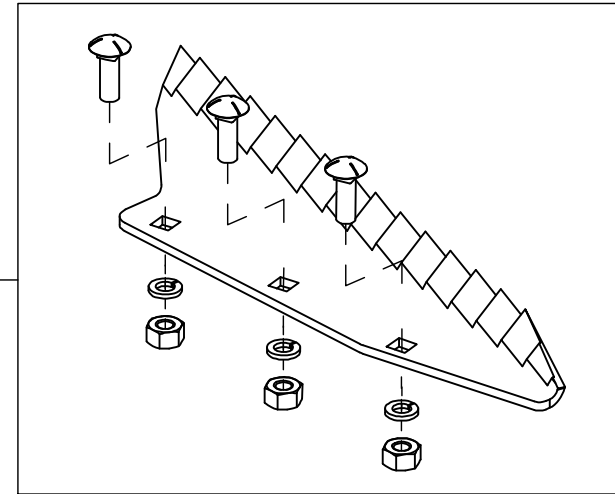
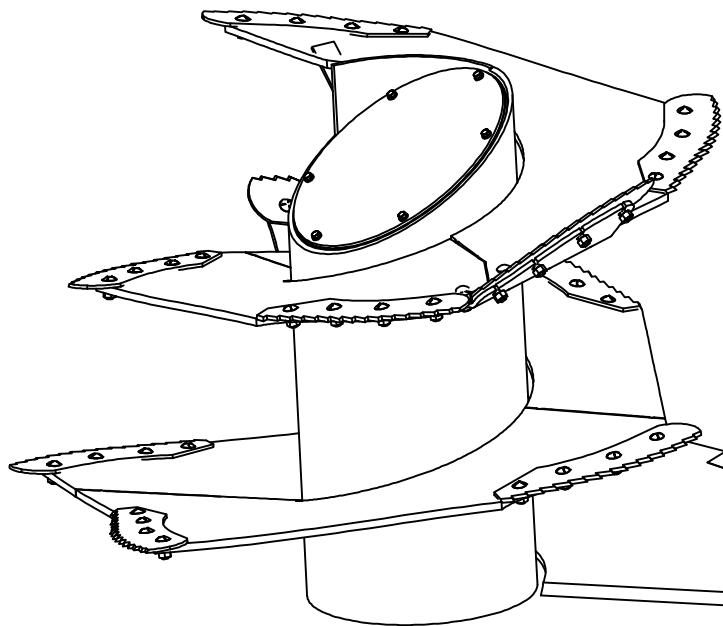


| | | | |
|-----|-------------|---|-----------------------------------|
| DR | LVandergaag | TOLERANCES (UNLESS SPECIFIED OTHERWISE) FRACTIONAL ± 1/16" DEC X.X ± 0.1" DEC X.XX ± 0.06" DEC X.XXX ± 0.031" ANGULAR ± 0.5° | JAY•LOR Fabricating Inc |
| DAT | 2/7/2011 | | |
| MAT | | | |

| | | | | | | | |
|-------|---------|--------------|----|------|-------------|----|----|
| UNITS | PAPER A | SHEET 1 OF 4 | R# | DATE | DESCRIPTION | DR | CK |
|-------|---------|--------------|----|------|-------------|----|----|

TITLE 5000 SERIES KNIFE OPTIONS FILE NO AAA-054-00055.idw

CONFIDENTIAL: THESE DRAWINGS AND COPIES THEREOF REMAIN THE PROPERTY OF JAY-LOR FABRICATING INC. ANY PERSON FOUND UNLAWFULLY USING, DISTRIBUTING, OR IN POSSESSION OF THE ABOVE WILL BE PROSECUTED



AAA-005-00225
KIT VERTICAL KNIFE WITH HARDWARE

AAA-005-00225
KIT VERTICAL KNIFE WITH HARDWARE

| | | | | | |
|-------|---------|--------------|----|------|-------------|
| UNITS | PAPER A | SHEET 2 OF 4 | R# | DATE | DESCRIPTION |
|-------|---------|--------------|----|------|-------------|

| | |
|----|----|
| DR | CK |
|----|----|

| | |
|-----|----------|
| DR | LMV |
| DAT | 2/7/2011 |
| MAT | |

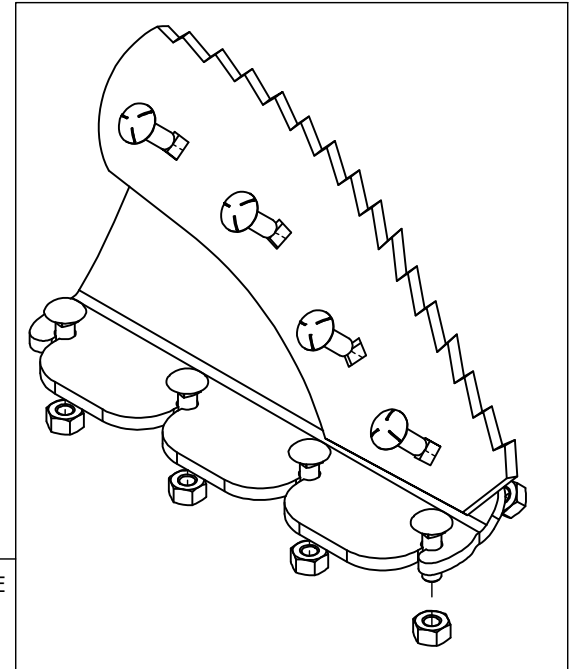
| | |
|---|----------|
| TOLERANCES (UNLESS SPECIFIED OTHERWISE) | |
| FRACTIONAL | ± 1/16" |
| DEC X.X | ± 0.1" |
| DEC X.XX | ± 0.06" |
| DEC X.XXX | ± 0.031" |
| ANGULAR | ± 0.5° |

JAY•LOR
Fabricating Inc

TITLE 5000 SERIES KNIFE OPTIONS

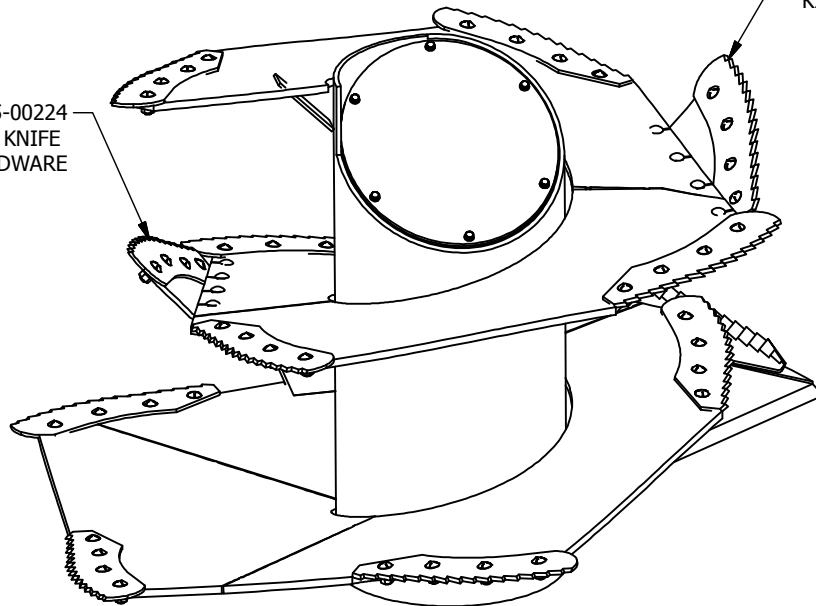
FILE NO AAA-054-00055.idw

CONFIDENTIAL: THESE DRAWINGS AND COPIES THEREOF REMAIN THE PROPERTY OF JAY-LOR FABRICATING INC. ANY PERSON FOUND UNLAWFULLY USING, DISTRIBUTING, OR IN POSSESSION OF THE ABOVE WILL BE PROSECUTED



AAA-005-00224
KIT ALEXANDER KNIFE WITH HARDWARE

AAA-005-00224
KIT ALEXANDER KNIFE WITH HARDWARE



| | | | |
|-----|----------|---|-----------------------------------|
| DR | BVV | TOLERANCES (UNLESS SPECIFIED OTHERWISE) FRACTIONAL ± 1/16" DEC X.X ± 0.1" DEC X.XX ± 0.06" DEC X.XXX ± 0.031" ANGULAR ± 0.5° | JAY•LOR Fabricating Inc |
| DAT | 2/7/2011 | | |
| MAT | | | |

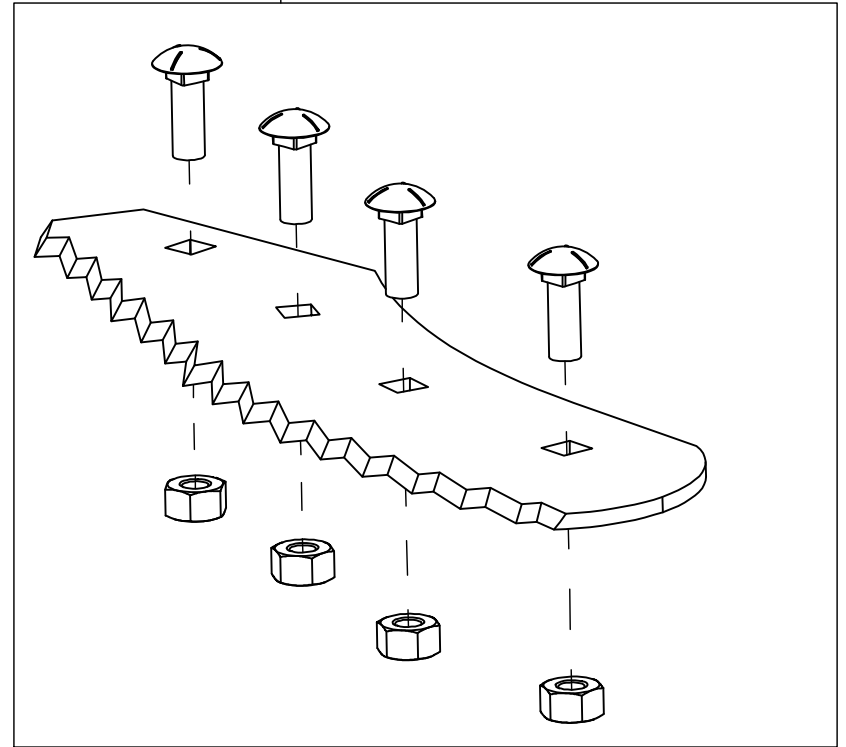
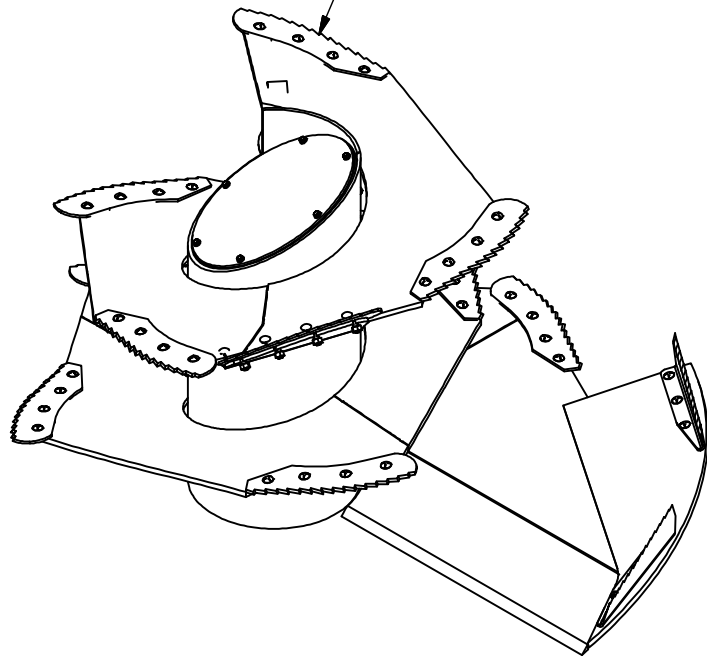
| | | | | | | | |
|-------|---------|--------------|----|------|-------------|----|----|
| UNITS | PAPER A | SHEET 3 OF 4 | R# | DATE | DESCRIPTION | DR | CK |
|-------|---------|--------------|----|------|-------------|----|----|

TITLE 5000 SERIES KNIFE OPTIONS

FILE NO AAA-054-00055.idw

CONFIDENTIAL: THESE DRAWINGS AND COPIES THEREOF REMAIN THE PROPERTY OF JAY-LOR FABRICATING INC. ANY PERSON FOUND UNLAWFULLY USING, DISTRIBUTING, OR IN POSSESSION OF THE ABOVE WILL BE PROSECUTED

AAA-005-00226
KIT AUGER KNIFE WITH HARDWARE



| | | | | | | | |
|---------------------------------|---------|--------------|----|------|---------------------------|----|----|
| UNITS | PAPER A | SHEET 4 OF 4 | R# | DATE | DESCRIPTION | DR | CK |
| TITLE 5000 SERIES KNIFE OPTIONS | | | | | FILE NO AAA-054-00055.idw | | |

| |
|----------------|
| DR LVandergaag |
| DAT 2/7/2011 |
| MAT |

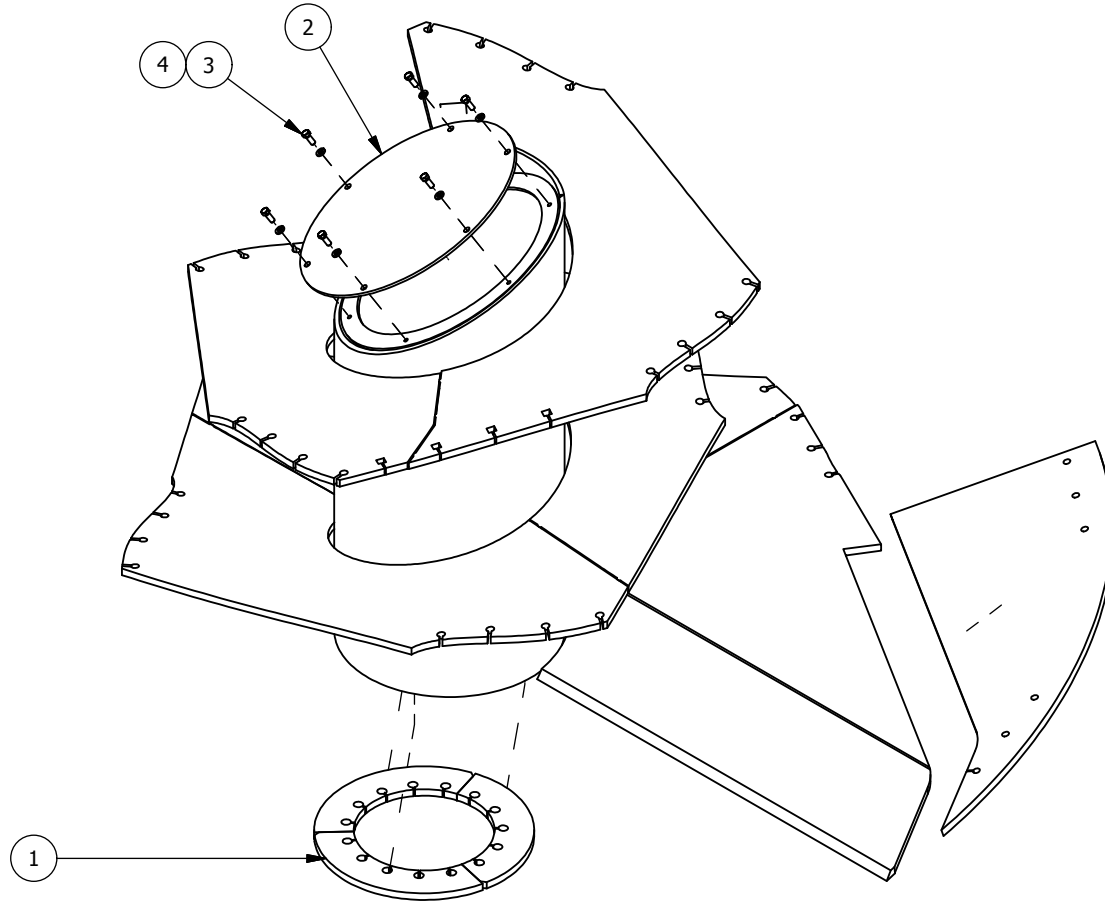
| |
|---|
| TOLERANCES (UNLESS SPECIFIED OTHERWISE) |
| FRACTIONAL ± 1/16" |
| DEC X.X ± 0.1" |
| DEC X.XX ± 0.06" |
| DEC X.XXX ± 0.031" |
| ANGULAR ± 0.5° |



CONFIDENTIAL: THESE DRAWINGS AND COPIES THEREOF REMAIN THE PROPERTY OF JAY-LOR FABRICATING INC. ANY PERSON FOUND UNLAWFULLY USING, DISTRIBUTING, OR IN POSSESSION OF THE ABOVE WILL BE PROSECUTED

SLIDE PLATE AUGER

| Parts List | | | |
|------------|---------------|--------------------------------|-----|
| ITE | PART NUMBER | TITLE | QTY |
| 1 | AAA-005-00062 | AUGER RING WELDMT (1602, 1603) | 1 |
| 2 | AAA-005-00066 | 4000 SERIES AUGER CAP | 1 |
| 3 | AAB-015-10056 | BOLT HEX 3/8 X 1 UNC GRD 2 | 6 |
| 4 | AAB-015-30017 | WSHR LOCK 3/8 | 6 |



S - STANDARD (5/8")
 HD - HEAVY DUTY (3/4")
 LP - LOW PROFILE

| MIXER | 90" | 96" | 101.5" |
|-------|-----|-------|--------|
| 5350 | S | | |
| 5400 | | | LP |
| 5425 | | S | |
| 5575 | | | S |
| 5600 | | S | |
| 5650 | S | | |
| 5750 | S | | |
| 5850 | | S, HD | |
| 51000 | | | HD |
| 51250 | | | HD |

AUGER PART NUMBERS

| SIZE | PART NUMBER |
|--------------|---------------|
| 90" | AAA-005-00060 |
| 96" | AAA-005-00069 |
| 101.5" | AAA-005-00063 |
| 101.5" LP | AAA-005-00121 |
| 90" HD | AAA-005-00265 |
| 96" HD | AAA-005-00238 |
| 101.5" HD | AAA-005-00251 |
| 51250 | AAA-005-00296 |
| 101.5" HD LP | AAA-005-00283 |

DR BVV

DAT 9/9/2013

MAT

TOLERANCES (UNLESS SPECIFIED OTHERWISE)
 FRACTIONAL ± 1/16"
 DEC X.X ± 0.1"
 DEC X.XX ± 0.06"
 DEC X.XXX ± 0.031"
 ANGULAR ± 0.5°

JAY-LOR
 Fabricating Inc

UNITS PAPER A SHEET 1 OF 2 R# DATE DESCRIPTION DR CK

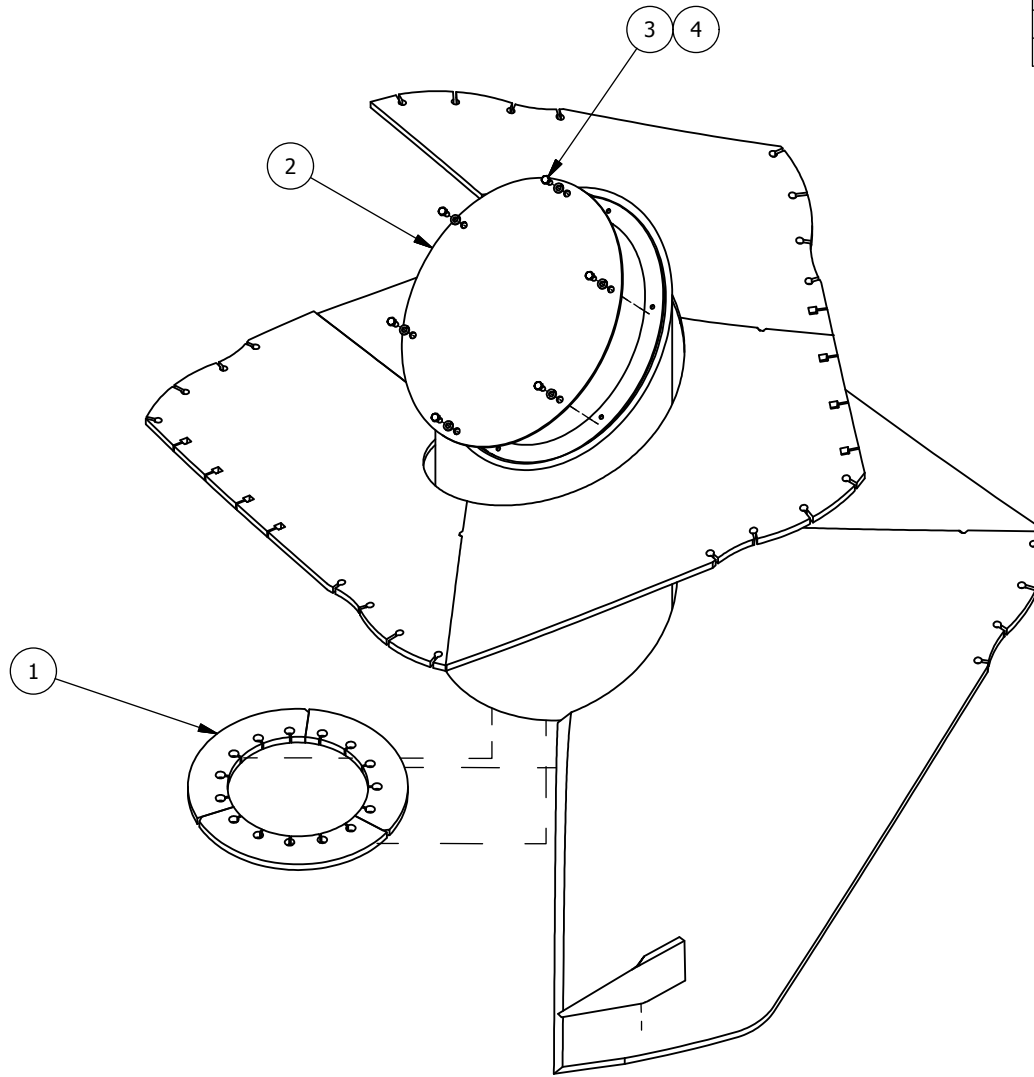
TITLE AUGERS PARTS BOOK 5000 SERIES

FILE NO AAA-054-00142.idw

CONFIDENTIAL: THESE DRAWINGS AND COPIES THEREOF REMAIN THE PROPERTY OF JAY-LOR FABRICATING INC. ANY PERSON FOUND UNLAWFULLY USING, DISTRIBUTING, OR IN POSSESSION OF THE ABOVE WILL BE PROSECUTED

ANGLING BLADE AUGER

| Parts List | | | |
|------------|---------------|--------------------------------|-----|
| ITE | PART NUMBER | TITLE | QTY |
| 1 | AAA-005-00062 | AUGER RING WELDMT (1602, 1603) | 1 |
| 2 | AAA-005-00086 | 3000 SERIES AUGER CAP | 1 |
| 3 | AAB-015-10056 | BOLT HEX 3/8 X 1 UNC GRD 2 | 6 |
| 4 | AAB-015-30017 | WSHR LOCK 3/8 | 6 |



S - STANDARD (5/8")
 HD - HEAVY DUTY (3/4")
 LP - LOW PROFILE

| MIXER | 90" | 96" | 101.5" |
|-------|-----|-------|--------|
| 5350 | S | | |
| 5400 | | | LP |
| 5425 | | S | |
| 5575 | | | S |
| 5600 | | S | |
| 5650 | S | | |
| 5750 | S | | |
| 5850 | | S, HD | |
| 51000 | | | HD |
| 51250 | | | N/A |

AUGER PART NUMBERS

| SIZE | PART NUMBER |
|--------------|---------------|
| 90" | AAA-005-00093 |
| 96" | AAA-005-00094 |
| 101.5" | AAA-005-00099 |
| 101.5" LP | AAA-005-00004 |
| 90" HD | AAA-005-00270 |
| 96" HD | AAA-005-00246 |
| 101.5" HD | AAA-005-00249 |
| 51250 | N/A |
| 101.5" HD LP | N/A |

DR D. RODGERS

DAT 9/9/2013

MAT

TOLERANCES (UNLESS SPECIFIED OTHERWISE)
 FRACTIONAL ± 1/16"
 DEC X.X ± 0.1"
 DEC X.XX ± 0.06"
 DEC X.XXX ± 0.031"
 ANGULAR ± 0.5°

JAY-LOR
 Fabricating Inc

UNITS PAPER A SHEET 2 OF 2 R# DATE DESCRIPTION DR CK

TITLE AUGERS PARTS BOOK 5000 SERIES

FILE NO AAA-054-00142.idw

CONFIDENTIAL: THESE DRAWINGS AND COPIES THEREOF REMAIN THE PROPERTY OF JAY-LOR FABRICATING INC. ANY PERSON FOUND UNLAWFULLY USING, DISTRIBUTING, OR IN POSSESSION OF THE ABOVE WILL BE PROSECUTED

K. 006 – CONVEYOR PARTS**Drawing Number Reference Chart:**

| Part | Model | | | |
|---------------------------|---------------|--------|---------|---------|
| | 5750HD | 5850HD | 51000HD | 51250HD |
| Door Discharge Chutes | AAA-054-00016 | | | |
| Conveyor Wing Assemblies | AAA-054-00220 | | | |
| Conveyor Base Assemblies | AAA-054-00222 | | | |
| 6' Flat Conveyor Assembly | AAA-054-00223 | | | |
| Flat Conveyor Components | AAA-054-00224 | | | |
| 36" Conveyor Assembly | AAA-054-00225 | | | |
| 36" Conveyor Final Assy. | AAA-054-00226 | | | |
| Wing Conveyor Final Assy. | AAA-054-00227 | | | |
| Flat Conveyor Final Assy | AAA-054-00228 | | | |
| Conveyor Magnet Chute | AAA-054-00231 | | | |
| Conveyor Driveshaft Assy | AAA-054-00232 | | | |
| Conveyor Idler Shaft Assy | AAA-054-00233 | | | |
| Dual Boot Kit | AAA-054-00234 | | | |

CORNER DOOR MAGNET & NON MAGNET CHUTE HARDWARE

| MODEL | PART NUMBER | DESCRIPTION | QTY |
|-------|---------------|-----------------------------|-----|
| ALL | AAB-015-20013 | HEX NUT 5/8 20013 | 4 |
| ALL | AAB-015-30019 | LOCK WASHER 5/8 | 4 |
| ALL | AAB-015-10068 | HEX BOLT 5/8 X 2 UNC GRD 8 | 4 |
| ALL | AAB-015-30016 | LOCK WASHER 5/16 | 10 |
| ALL | AAB-015-10036 | HEX BOLT 5/16 X 1 UNC GRD 5 | 10 |
| ALL | AAB-015-20020 | HEX NUT 5/16 UNC GRD 2 | 10 |

C-SIDE DOOR MAGNET & NON MAGNET CHUTE HARDWARE

| MODEL | PART NUMBER | DESCRIPTION | QTY |
|-------|---------------|--------------------------------|-----|
| ALL | AAB-015-10059 | HEX BOLT 3/8 X 1-1/2 UNC GRD 2 | 2 |
| ALL | AAB-015-30012 | FLAT WASHER 3/8 USS | 4 |
| ALL | AAB-015-20012 | NYLON LOCK HEX NUT 3/8 GRD 2 | 2 |
| ALL | AAB-015-30016 | LOCK WASHER 5/16 | 10 |
| ALL | AAB-015-20020 | HEX NUT 5/16 UNC GRD 2 | 10 |
| ALL | AAB-015-10036 | HEX BOLT 5/16 X 1 UNC GRD 5 | 10 |

DISCHARGE MAGNET CHUTES - CORNER DOORS

| MODEL | PART NUMBER | DESCRIPTION |
|-------|---------------|-----------------------------|
| ALL | AAA-006-00317 | CORNER DOOR DISCHARGE CHUTE |

DISCHARGE CHUTES - CORNER DOORS

| MODEL | PART NUMBER | DESCRIPTION |
|-------|---------------|-----------------------------|
| ALL | AAA-006-00317 | CORNER DOOR DISCHARGE CHUTE |

NOTE : HD MIXERS 5750HD, 5850HD, 51000HD & 51250HD DO NOT HAVE THE DROP FLOOR CORNER DOOR OPTION HOWEVER DO HAVE THE FLAT CORNER DOOR OPTION THEREFORE CORNER DOOR CHUTES STILL APPLY

DISCHARGE MAGNET CHUTES - C-SIDE DOORS

| MODEL | PART NUMBER | DESCRIPTION |
|-------|---------------|-----------------------------|
| ALL | AAA-006-01013 | C-SIDE DOOR DISCHARGE CHUTE |

DISCHARGE CHUTES - C-SIDE DOORS

| MODEL | PART NUMBER | DESCRIPTION |
|-------|---------------|-----------------------------|
| ALL | AAA-006-01013 | C-SIDE DOOR DISCHARGE CHUTE |

NOTE : LOW PROFILE MIXERS 5400 AND 5600 DO NOT HAVE THE C-SIDE DOOR DISCHARGE OPTION THEREFORE DO NOT HAVE C-SIDE CHUTES

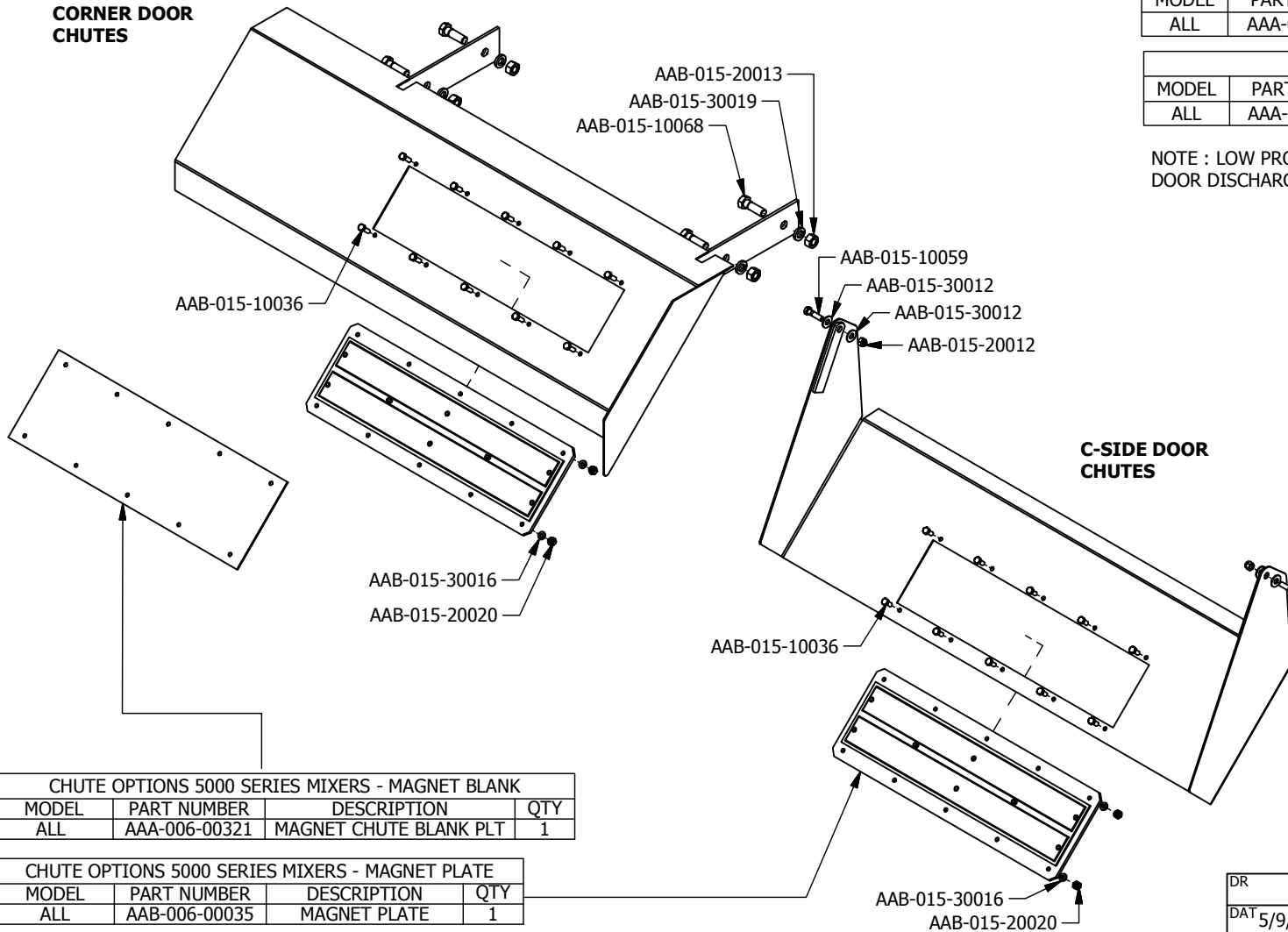
NOTE : C-SIDE **MAGNET** CHUTE KIT IS AVAILABLE AS PART # AAA-006-01014

NOTE : C-SIDE **NON-MAGNET** CHUTE KIT IS AVAILABLE AS PART # AAA-006-01062

NOTE : 50" LONG CORNER DOOR **MAGNET** CHUTE KIT IS AVAILABLE AS PART # AAA-006-01063

NOTE : 50" LONG CORNER DOOR **NON-MAGNET** CHUTE KIT IS AVAILABLE AS PART # AAA-006-00320

CORNER DOOR CHUTES



CHUTE OPTIONS 5000 SERIES MIXERS - MAGNET BLANK

| MODEL | PART NUMBER | DESCRIPTION | QTY |
|-------|---------------|------------------------|-----|
| ALL | AAA-006-00321 | MAGNET CHUTE BLANK PLT | 1 |

CHUTE OPTIONS 5000 SERIES MIXERS - MAGNET PLATE

| MODEL | PART NUMBER | DESCRIPTION | QTY |
|-------|---------------|--------------|-----|
| ALL | AAB-006-00035 | MAGNET PLATE | 1 |

| | | | | | | | |
|--|---------|--------------|----|------|-------------|-------------------|----|
| UNITS | PAPER A | SHEET 1 OF 1 | R# | DATE | DESCRIPTION | DR | CK |
| TITLE CHUTE OPTIONS 5000 SERIES MIXERS | | | | | FILE NO | AAA-054-00016.idw | |

| | | |
|--------------|---|-----------------------------------|
| DR | TOLERANCES (UNLESS SPECIFIED OTHERWISE) | JAY-LOR Fabricating Inc |
| DAT 5/9/2011 | FRACTIONAL ± 1/16" | |
| MAT | DEC X.X ± 0.1" | |
| | DEC X.XXX ± 0.06" | |
| | DEC X.XXX ± 0.031" | |
| | ANGULAR ± 0.5° | |

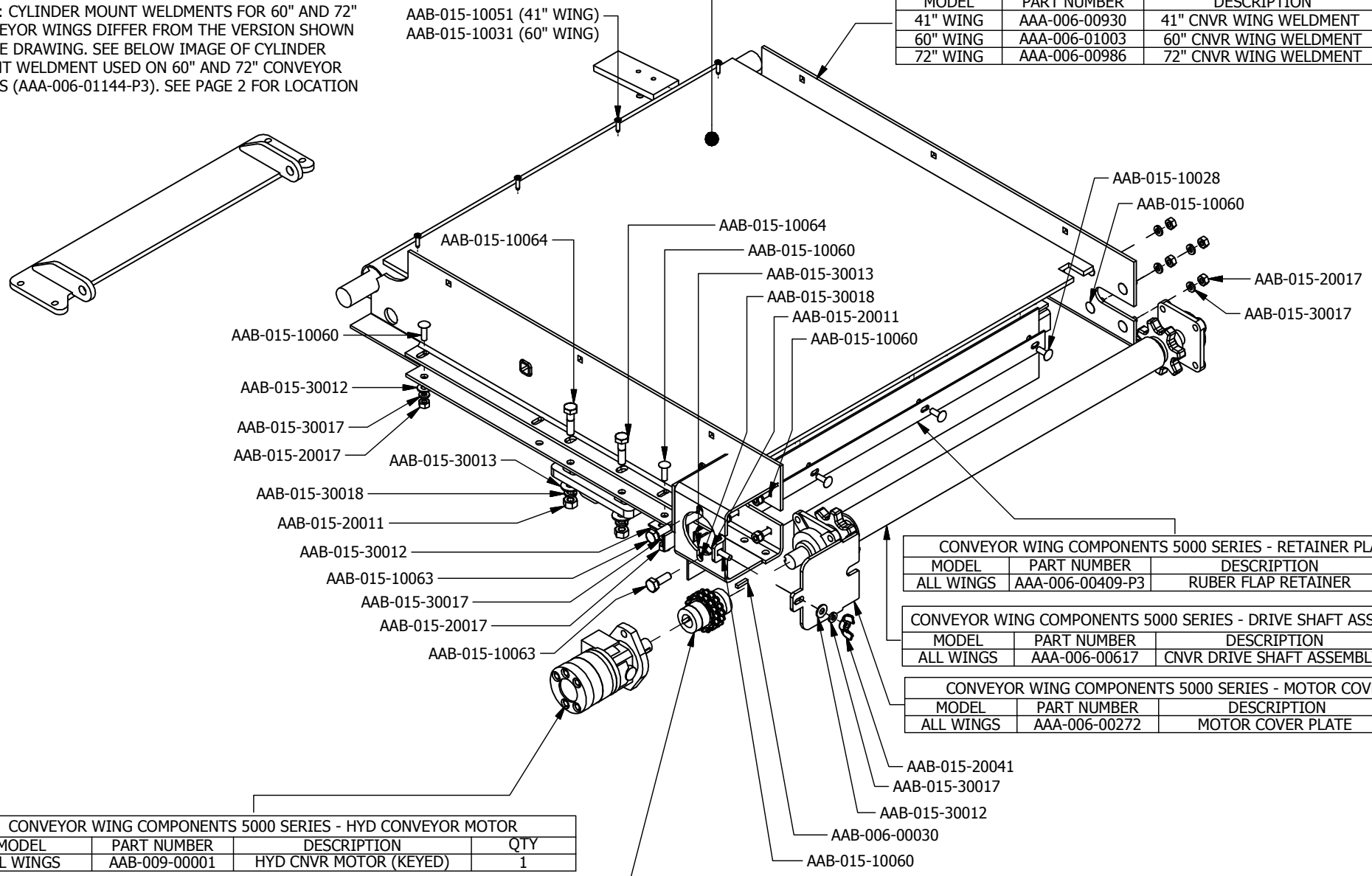
CONFIDENTIAL: THESE DRAWINGS AND COPIES THEREOF REMAIN THE PROPERTY OF JAY-LOR FABRICATING INC. ANY PERSON FOUND UNLAWFULLY USING, DISTRIBUTING, OR IN POSSESSION OF THE ABOVE WILL BE PROSECUTED

| CONVEYOR WING COMPONENTS 5000 SERIES - WING FLOOR | | | |
|---|---------------|-------------------------|-----|
| MODEL | PART NUMBER | DESCRIPTION | QTY |
| 41" WING | AAA-006-00237 | HDPE FLOOR FOR 41" WING | 1 |
| 60" WING | AAA-006-00826 | HDPE FLOOR FOR 60" WING | 1 |
| 72" WING | AAA-006-00238 | HDPE FLOOR FOR 72" WING | 1 |

| CONVEYOR WING COMPONENTS 5000 SERIES - CONVEYOR ASSEMBLY PART NUMBERS | | | |
|---|---------------|-----------------------------|-----|
| MODEL | PART NUMBER | DESCRIPTION | QTY |
| 41" WING | AAA-006-01116 | 41IN CONVEYOR WING ASSEMBLY | 1 |
| 60" WING | AAA-006-01129 | 60IN CONVEYOR WING ASSEMBLY | 1 |
| 72" WING | AAA-006-01122 | 72IN CONVEYOR WING ASSEMBLY | 1 |

| CONVEYOR WING COMPONENTS 5000 SERIES - WING FRAME | | | |
|---|---------------|-----------------------|-----|
| MODEL | PART NUMBER | DESCRIPTION | QTY |
| 41" WING | AAA-006-00930 | 41" CNVR WING WELDMNT | 1 |
| 60" WING | AAA-006-01003 | 60" CNVR WING WELDMNT | 1 |
| 72" WING | AAA-006-00986 | 72" CNVR WING WELDMNT | 1 |

NOTE: CYLINDER MOUNT WELDMENTS FOR 60" AND 72" CONVEYOR WINGS DIFFER FROM THE VERSION SHOWN IN THE DRAWING. SEE BELOW IMAGE OF CYLINDER MOUNT WELDMNT USED ON 60" AND 72" CONVEYOR WINGS (AAA-006-01144-P3). SEE PAGE 2 FOR LOCATION



| CONVEYOR WING COMPONENTS 5000 SERIES - HYD CONVEYOR MOTOR | | | |
|---|---------------|------------------------|-----|
| MODEL | PART NUMBER | DESCRIPTION | QTY |
| ALL WINGS | AAB-009-00001 | HYD CNVR MOTOR (KEYED) | 1 |

| CONVEYOR WING COMPONENTS 5000 SERIES - CHAIN COUPLER | | | |
|--|---------------|-------------------------|-----|
| MODEL | PART NUMBER | DESCRIPTION | QTY |
| ALL WINGS | AAB-006-00026 | CNVR CHAIN COUPLER ASSY | 1 |

| CONVEYOR WING COMPONENTS 5000 SERIES - RETAINER PLATE | | | |
|---|------------------|---------------------|-----|
| MODEL | PART NUMBER | DESCRIPTION | QTY |
| ALL WINGS | AAA-006-00409-P3 | RUBER FLAP RETAINER | 1 |

| CONVEYOR WING COMPONENTS 5000 SERIES - DRIVE SHAFT ASSEMBLY | | | |
|---|---------------|---------------------------|-----|
| MODEL | PART NUMBER | DESCRIPTION | QTY |
| ALL WINGS | AAA-006-00617 | CNVR DRIVE SHAFT ASSEMBLY | 1 |

| CONVEYOR WING COMPONENTS 5000 SERIES - MOTOR COVER | | | |
|--|---------------|-------------------|-----|
| MODEL | PART NUMBER | DESCRIPTION | QTY |
| ALL WINGS | AAA-006-00272 | MOTOR COVER PLATE | 1 |

| | | | | | | | |
|-------|---------|--------------|----|------|-------------|----|----|
| UNITS | PAPER A | SHEET 1 OF 2 | R# | DATE | DESCRIPTION | DR | CK |
|-------|---------|--------------|----|------|-------------|----|----|

TITLE CONVEYOR WING COMPONENTS 5000 SERIES MIXERS

FILE NO AAA-054-00220.idw

| | | |
|---------------|---|-----------------------------------|
| DR BCN | TOLERANCES (UNLESS SPECIFIED OTHERWISE) | JAY-LOR Fabricating Inc |
| DAT 1/13/2015 | FRACTIONAL ± 1/16" | |
| MAT | DEC XXX ± 0.1" DEC XXX ± 0.06" DEC XXX ± 0.031" ANGULAR ± 0.5° | |

CONFIDENTIAL: THESE DRAWINGS AND COPIES THEREOF REMAIN THE PROPERTY OF JAY-LOR FABRICATING INC. ANY PERSON FOUND UNLAWFULLY USING, DISTRIBUTING, OR IN POSSESSION OF THE ABOVE WILL BE PROSECUTED

41" WING HARDWARE

| MODEL | PART NUMBER | DESCRIPTION | QTY |
|-----------|---------------|--------------------------------------|-----|
| 41" WINGS | AAB-015-10028 | CARRIAGE BOLT 3/8 X 1 UNC | 4 |
| 41" WINGS | AAB-015-10060 | CARRIAGE BOLT 3/8 X 1-1/4 UNC GRD 2 | 16 |
| 41" WINGS | AAB-015-30017 | LOCK WASHER 3/8 | 20 |
| 41" WINGS | AAB-015-20017 | HEX NUT 3/8 UNC GRD 2 | 19 |
| 41" WINGS | AAB-015-30012 | FLAT WASHER 3/8 USS | 12 |
| 41" WINGS | AAB-006-00030 | SHEAR KEY 1/4 X 1 | 1 |
| 41" WINGS | AAB-015-10063 | HEX BOLT 1/2 X 1-1/2 UNC GRD 5 | 2 |
| 41" WINGS | AAB-015-30013 | FLAT WASHER 1/2 USS | 6 |
| 41" WINGS | AAB-015-20011 | HEX NUT 1/2 UNC GRD 5 | 6 |
| 41" WINGS | AAB-015-30018 | LOCK WASHER 1/2 | 6 |
| 41" WINGS | AAB-015-10051 | FLOORBOARD SCREW 1/2" X 1" TORX HEAD | 8 |
| 41" WINGS | AAB-015-20041 | WING NUT FORGED 3/8-16 | 1 |
| 41" WINGS | AAB-015-10064 | HEX BOLT 1/2 X 2 UNC GRD 5 | 4 |

60" WING HARDWARE

| MODEL | PART NUMBER | DESCRIPTION | QTY |
|-----------|---------------|--------------------------------------|-----|
| 60" WINGS | AAB-015-10028 | CARRIAGE BOLT 3/8 X 1 UNC | 5 |
| 60" WINGS | AAB-015-10060 | CARRIAGE BOLT 3/8 X 1-1/4 UNC GRD 2 | 17 |
| 60" WINGS | AAB-015-30017 | LOCK WASHER 3/8 | 22 |
| 60" WINGS | AAB-015-20017 | HEX NUT 3/8 UNC GRD 2 | 22 |
| 60" WINGS | AAB-015-30012 | FLAT WASHER 3/8 USS | 14 |
| 60" WINGS | AAB-006-00030 | SHEAR KEY 1/4 X 1 | 1 |
| 60" WINGS | AAB-015-10063 | HEX BOLT 1/2 X 1-1/2 UNC GRD 5 | 2 |
| 60" WINGS | AAB-015-30013 | FLAT WASHER 1/2 USS | 6 |
| 60" WINGS | AAB-015-20011 | HEX NUT 1/2 UNC GRD 5 | 6 |
| 60" WINGS | AAB-015-30018 | LOCK WASHER 1/2 | 6 |
| 60" WINGS | AAB-015-10051 | FLOORBOARD SCREW 1/2" X 1" TORX HEAD | 4 |
| 60" WINGS | AAB-015-10031 | BOLT TORX 5/16 X 1 1/2 UNC | 4 |
| 60" WINGS | AAB-015-10064 | HEX BOLT 1/2 X 2 UNC GRD 5 | 4 |
| 60" WINGS | AAB-015-20041 | WING NUT FORGED 3/8-16 | 1 |

CONVEYOR WING COMPONENTS 5000 SERIES - CYLINDER MOUNT WELDMENT

| MODEL | PART NUMBER | DESCRIPTION | QTY |
|----------|------------------|--|-----|
| 41" WING | AAA-006-01147-P3 | CYLINDER MOUNT FOR 41" WING (DUAL CYL) | 1 |
| 60" WING | AAA-006-01144-P3 | CYLINDER MOUNT FOR 60" WING (DUAL CYL) | 1 |
| 72" WING | AAA-006-01144-P3 | CYLINDER MOUNT FOR 72" WING (DUAL CYL) | 1 |

CONVEYOR WING COMPONENTS 5000 SERIES - WING SUPPORT AND RUBBER SHIELD MOUNT

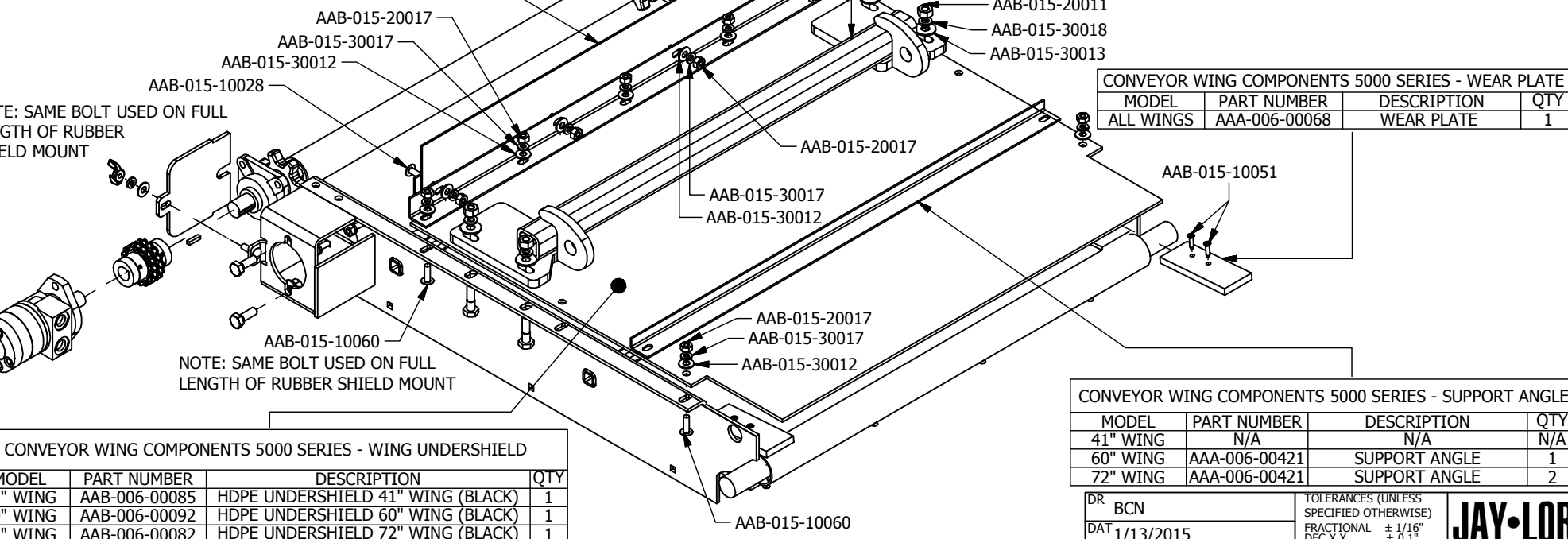
| MODEL | PART NUMBER | DESCRIPTION | QTY |
|-----------|---------------|-------------------------------------|-----|
| ALL WINGS | AAA-006-00407 | WING SUPPORT AND RUBER SHIELD MOUNT | 1 |

CONVEYOR WING COMPONENTS 5000 SERIES - RUBBER SHIELD

| MODEL | PART NUMBER | DESCRIPTION | QTY |
|-----------|---------------|-----------------------------|-----|
| ALL WINGS | AAA-006-00410 | RUBBER SHIELD FOR UNDERSIDE | 1 |

72" WING HARDWARE

| MODEL | PART NUMBER | DESCRIPTION | QTY |
|-----------|---------------|--------------------------------------|-----|
| 72" WINGS | AAB-015-10028 | CARRIAGE BOLT 3/8 X 1 UNC | 5 |
| 72" WINGS | AAB-015-10060 | CARRIAGE BOLT 3/8 X 1-1/4 UNC GRD 2 | 19 |
| 72" WINGS | AAB-015-30017 | LOCK WASHER 3/8 | 24 |
| 72" WINGS | AAB-015-20017 | HEX NUT 3/8 UNC GRD 2 | 24 |
| 72" WINGS | AAB-015-30012 | FLAT WASHER 3/8 USS | 16 |
| 72" WINGS | AAB-006-00030 | SHEAR KEY 1/4 X 1 | 1 |
| 72" WINGS | AAB-015-10063 | HEX BOLT 1/2 X 1-1/2 UNC GRD 5 | 2 |
| 72" WINGS | AAB-015-30013 | FLAT WASHER 1/2 USS | 6 |
| 72" WINGS | AAB-015-20011 | HEX NUT 1/2 UNC GRD 5 | 6 |
| 72" WINGS | AAB-015-30018 | LOCK WASHER 1/2 | 6 |
| 72" WINGS | AAB-015-10051 | FLOORBOARD SCREW 1/2" X 1" TORX HEAD | 4 |
| 72" WINGS | AAB-015-20041 | WING NUT FORGED 3/8-16 | 1 |
| 72" WINGS | AAB-015-10064 | HEX BOLT 1/2 X 2 UNC GRD 5 | 4 |
| 72" WINGS | AAB-015-10031 | BOLT TORX 5/16 X 1 1/2 UNC | 4 |



NOTE: SAME BOLT USED ON FULL LENGTH OF RUBBER SHIELD MOUNT

NOTE: SAME BOLT USED ON FULL LENGTH OF RUBBER SHIELD MOUNT

CONVEYOR WING COMPONENTS 5000 SERIES - WEAR PLATE

| MODEL | PART NUMBER | DESCRIPTION | QTY |
|-----------|---------------|-------------|-----|
| ALL WINGS | AAA-006-00068 | WEAR PLATE | 1 |

CONVEYOR WING COMPONENTS 5000 SERIES - WING UNDERSHIELD

| MODEL | PART NUMBER | DESCRIPTION | QTY |
|----------|---------------|-----------------------------------|-----|
| 41" WING | AAB-006-00085 | HDPE UNDERSHIELD 41" WING (BLACK) | 1 |
| 60" WING | AAB-006-00092 | HDPE UNDERSHIELD 60" WING (BLACK) | 1 |
| 72" WING | AAB-006-00082 | HDPE UNDERSHIELD 72" WING (BLACK) | 1 |

CONVEYOR WING COMPONENTS 5000 SERIES - SUPPORT ANGLE

| MODEL | PART NUMBER | DESCRIPTION | QTY |
|----------|---------------|---------------|-----|
| 41" WING | N/A | N/A | N/A |
| 60" WING | AAA-006-00421 | SUPPORT ANGLE | 1 |
| 72" WING | AAA-006-00421 | SUPPORT ANGLE | 2 |

CONVEYOR BASE ASSEMBLY HARDWARE

| MODEL | PART NUMBER | DESCRIPTION | QTY |
|-------|---------------|-------------------------------------|-----|
| ALL | AAB-015-20011 | HEX NUT 1/2 UNC GRD 5 | 8 |
| ALL | AAB-015-30018 | LOCK WASHER 1/2 | 8 |
| ALL | AAB-015-10066 | CARRIAGE BOLT 1/2 X 1-1/2 UNC GRD 5 | 8 |

CONVEYOR BASE ASSEMBLIES 5000 SERIES - ASSEMBLY PART NUMBERS

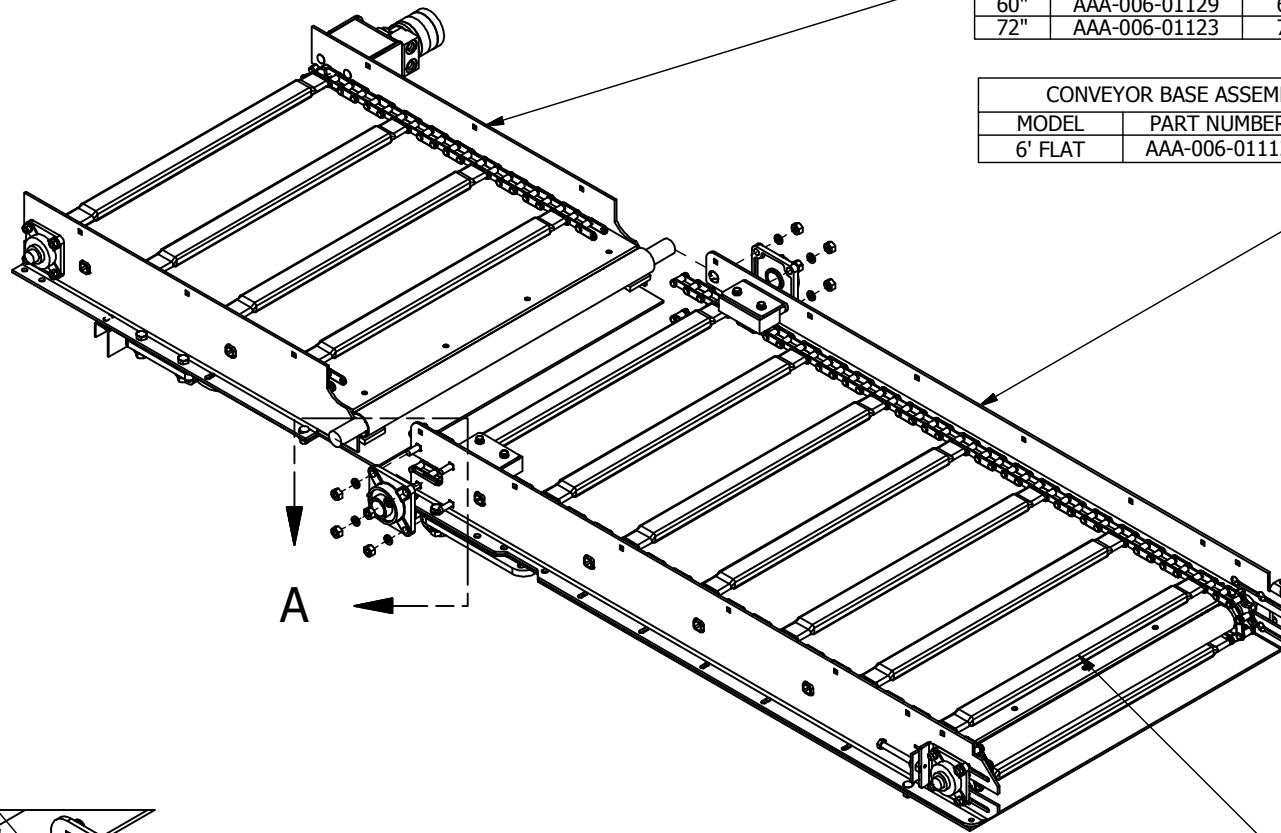
| MODEL | PART NUMBER | DESCRIPTION | QTY |
|--------|---------------|------------------------|-----|
| 6' 41" | AAA-006-01111 | 6FT 41IN BASE ASSEMBLY | 1 |
| 6' 60" | AAA-006-01129 | 6FT 60IN BASE ASSEMBLY | 1 |
| 6' 72" | AAA-006-01122 | 6FT 72IN BASE ASSEMBLY | 1 |

CONVEYOR BASE ASSEMBLIES 5000 SERIES - WING ASSEMBLIES

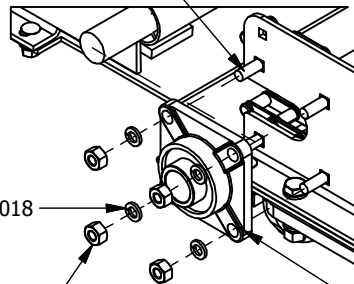
| MODEL | PART NUMBER | DESCRIPTION | QTY |
|-------|---------------|-----------------------------|-----|
| 41" | AAA-006-01116 | 41IN CONVEYOR WING ASSEMBLY | 1 |
| 60" | AAA-006-01129 | 60IN CONVEYOR WING ASSEMBLY | 1 |
| 72" | AAA-006-01123 | 72IN CONVEYOR WING ASSEMBLY | 1 |

CONVEYOR BASE ASSEMBLIES 5000 SERIES - BED ASSEMBLY

| MODEL | PART NUMBER | DESCRIPTION | QTY |
|---------|---------------|----------------------------|-----|
| 6' FLAT | AAA-006-01112 | 6FT FLAT CONVEYOR ASSEMBLY | 1 |



AAB-015-10066



AAB-015-30018

AAB-015-20011

DETAIL A

CONVEYOR BASE ASSEMBLIES 5000 SERIES - APRRON CHAINS

| MODEL | PART NUMBER | DESCRIPTION | QTY |
|--------|---------------|--|----------|
| 6' 41" | AAB-006-00087 | APPRON CHAIN C55 W WITH 66 LINKS BOXED SLATS | 66 LINKS |
| 6' 60" | AAB-006-00089 | APPRON CHAIN C55 W WITH 79 LINKS BOXED SLATS | 79 LINKS |
| 6' 72" | AAB-006-00090 | APPRON CHAIN C55 W WITH 86 LINKS BOXED SLATS | 86 LINKS |

CONVEYOR BASE ASSEMBLIES 5000 SERIES - FLANGE BEARINGS

| MODEL | PART NUMBER | DESCRIPTION | QTY |
|-------|---------------|---------------------------------|-----|
| ALL | AAB-007-00661 | FLANGE BEARING 1-1/2 UCF 208-24 | 1 |

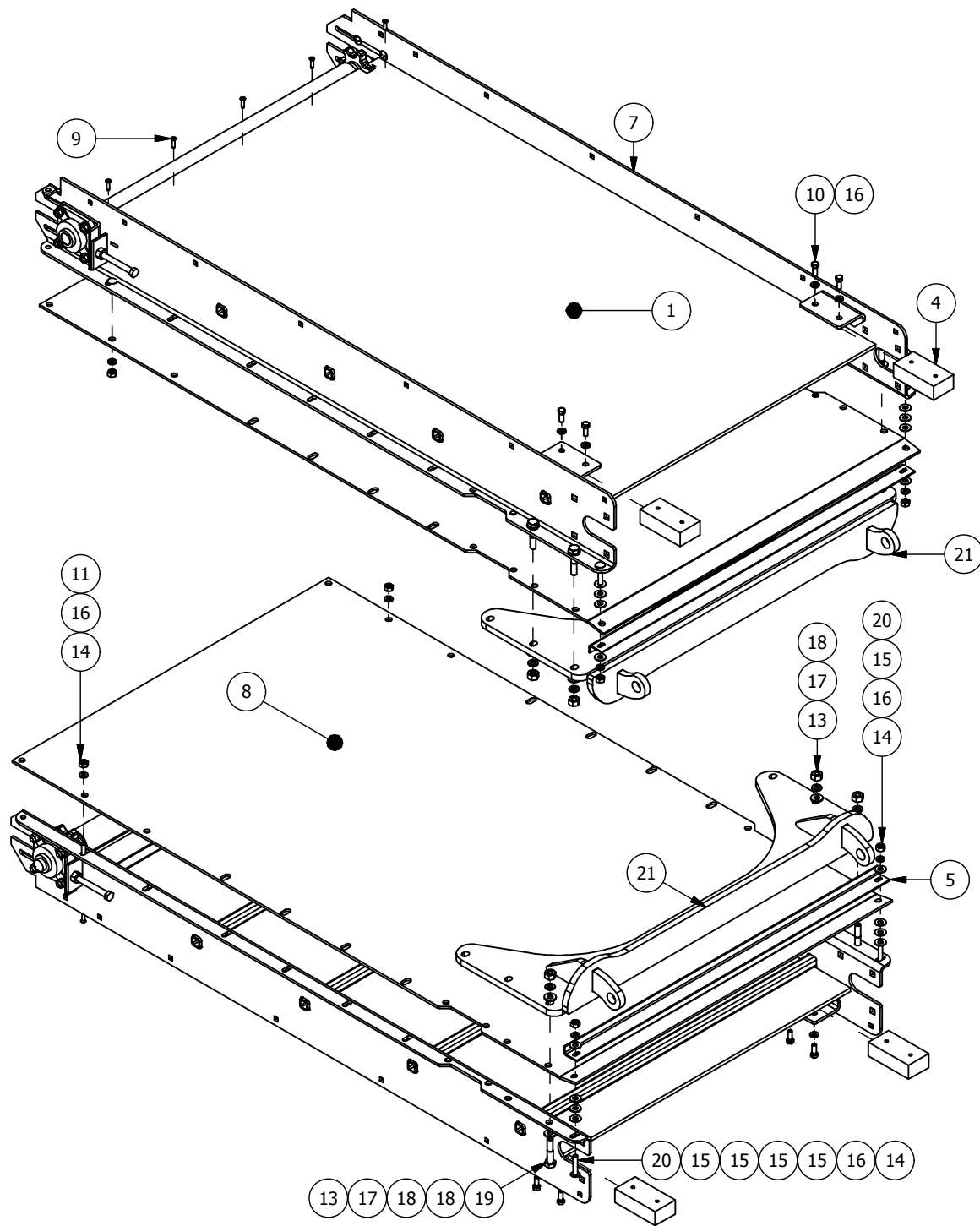
| | | |
|----------------|--|-----------------------------------|
| DR | TOLERANCES (UNLESS SPECIFIED OTHERWISE) | JAY•LOR Fabricating Inc |
| DATE 1/14/2015 | FRACTIONAL ± 1/16" | |
| MAT | DEC X.X ± 0.1" DEC X.XX ± 0.06" DEC X.XXX ± 0.031" ANGULAR ± 0.5° | |

| | | | | | | | |
|-------|---------|--------------|----|------|-------------|----|----|
| UNITS | PAPER A | SHEET 1 OF 1 | R# | DATE | DESCRIPTION | DR | CK |
|-------|---------|--------------|----|------|-------------|----|----|

TITLE CONVEYOR BASE ASSEMBLIES 5000 SERIES MIXERS

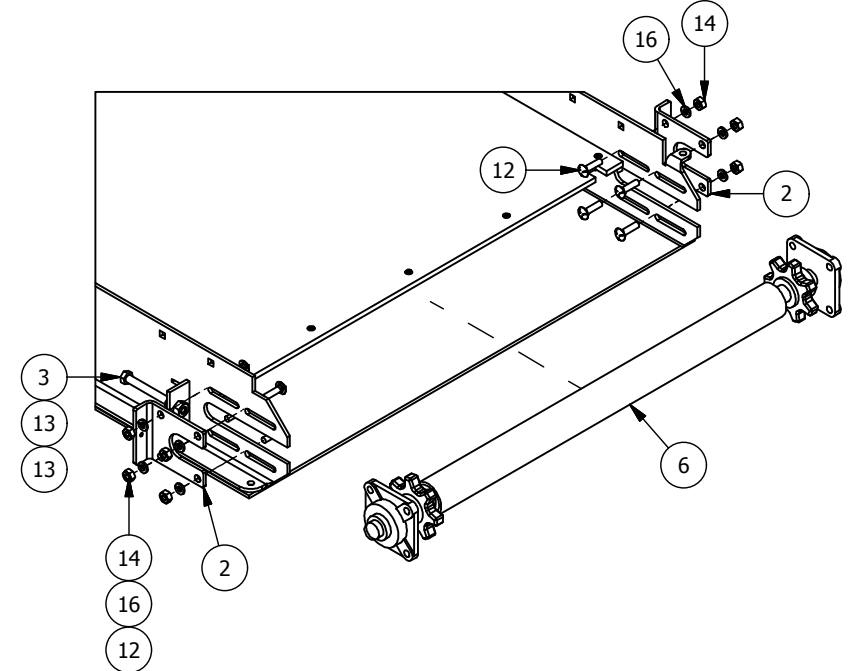
FILE NO AAA-054-00222.idw

CONFIDENTIAL: THESE DRAWINGS AND COPIES THEREOF REMAIN THE PROPERTY OF JAY-LOR FABRICATING INC. ANY PERSON FOUND UNLAWFULLY USING, DISTRIBUTING, OR IN POSSESSION OF THE ABOVE WILL BE PROSECUTED



| Parts List | | | |
|------------|------------------|--|-----|
| ITE | PART NUMBER | TITLE | QTY |
| 1 | AAA-006-00239 | HDPE FLR 6FT FLAT CNVR 3/8T | 1 |
| 2 | AAA-006-00351 | CNVR FLNG BRNG HOLDER | 2 |
| 3 | AAA-006-00352 | BOLT HEX FULL THREAD MOD 1/2 X 5 X 13 | 2 |
| 4 | AAA-006-00363 | UPPER UHMW BLOCK | 2 |
| 5 | AAA-006-00406 | SUPT ANGLE CNVR BOTTOM SHIELD | 1 |
| 6 | AAA-006-00618-P3 | CNVR IDLER SHAFT ASSY | 1 |
| 7 | AAA-006-00929 | CNVR 6 FT FLAT WELDMNT 5000 SERIES | 1 |
| 8 | AAB-006-00084 | CNVR UNDERSHIELD 6FT FLAT HDPE BLACK 0.22T | 1 |
| 9 | AAB-015-10051 | FLOORBOARD SCREW 1/4 X 1" TORX HEAD | 5 |
| 10 | AAB-015-10056 | BOLT HEX 3/8 X 1 UNC GRD 2 | 4 |
| 11 | AAB-015-10060 | BOLT CARRIAGE 3/8 X 1-1/4 UNC GRD 2 | 2 |
| 12 | AAB-015-10061 | BOLT CARRIAGE 3/8 X 1-1/2 UNC GRD 5 | 8 |
| 13 | AAB-015-20011 | NUT HEX 1/2 UNC GRD 5 | 7 |
| 14 | AAB-015-20017 | NUT HEX 3/8 UNC GRD 2 | 12 |
| 15 | AAB-015-30012 | WSHR FLAT 3/8 USS | 8 |
| 16 | AAB-015-30017 | WSHR LOCK 3/8 | 16 |
| 17 | AAB-015-30018 | WSHR LOCK 1/2 | 3 |
| 18 | AAB-015-30035 | WASHER FLAT HARDENED 1/2ID X 1-1/16OD X 1/8T | 6 |
| 19 | AAB-015-10088 | BOLT HEX 1/2 X 2-1/2 UNC GRD 5 | 3 |
| 20 | AAB-015-10081 | BOLT CARRIAGE 3/8 X 2 UNC GRD 5 | 2 |
| 21 | AAA-006-01146-P3 | CNVR 6 FLAT 2 CYL MNT WELDMNT 5000 SERIES | 1 |

* 6' FLAT CONVEYOR BASE ASSEMBLY IS AVAILABLE AS PART # AAA-006-01122



| | | | | | |
|--|---------|--------------|----|------|---------------------------|
| UNITS | PAPER A | SHEET 1 OF 1 | R# | DATE | DESCRIPTION |
| TITLE 6' FLAT CONVEYOR ASSEMBLY 5000 SERIES MIXERS | | | | | FILE NO AAA-054-00223.idw |

| | | |
|--|---|--|
| DR | TOLERANCES (UNLESS SPECIFIED OTHERWISE) | |
| DAT 1/14/2015 | FRACTIONAL ± 1/16" | |
| MAT | DEC X.X ± 0.1" | |
| | DEC X.XXX ± 0.06" | |
| | DEC X.XXX ± 0.031" | |
| | ANGULAR ± 0.5° | |
| <small>CONFIDENTIAL: THESE DRAWINGS AND COPIES THEREOF REMAIN THE PROPERTY OF JAY-LOR FABRICATING INC. ANY PERSON FOUND UNLAWFULLY USING, DISTRIBUTING, OR IN POSSESSION OF THE ABOVE WILL BE PROSECUTED</small> | | |

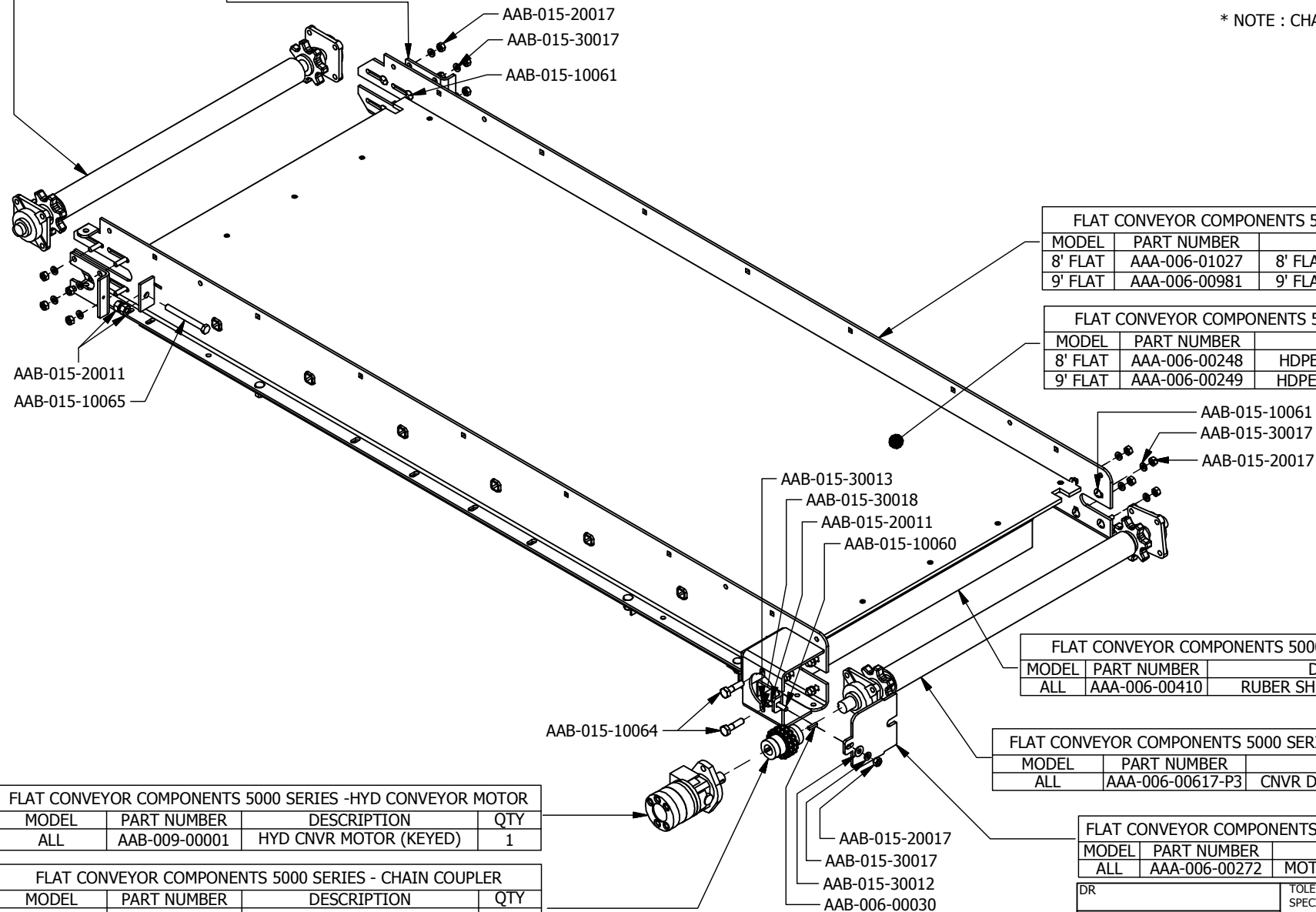
| FLAT CONVEYOR COMPONENTS 5000 SERIES - IDLER SHAFT ASSEMBLY | | | |
|---|------------------|---------------------------|-----|
| MODEL | PART NUMBER | DESCRIPTION | QTY |
| ALL | AAA-006-00618-P3 | CNVR IDLER SHAFT ASSEMBLY | 1 |

| FLAT CONVEYOR COMPONENTS 5000 SERIES - CONVEYOR ASSEMBLY PART NUMBERS | | | |
|---|---------------|------------------------|-----|
| MODEL | PART NUMBER | DESCRIPTION | QTY |
| 8' FLAT | AAA-006-01026 | 8FT FLAT BASE ASSEMBLY | 1 |
| 9' FLAT | AAA-006-00982 | 9FT FLAT BASE ASSEMBLY | 1 |

| FLAT CONVEYOR COMPONENTS 5000 SERIES - FLANGE BEARING HOLDER | | | |
|--|---------------|-----------------------|-----|
| MODEL | PART NUMBER | DESCRIPTION | QTY |
| ALL | AAA-006-00351 | FLANGE BEARING HOLDER | 2 |

| FLAT CONVEYOR COMPONENTS 5000 SERIES - APRON CHAINS | | | |
|---|---------------|---|----------|
| MODEL | PART NUMBER | DESCRIPTION | QTY |
| 8' FLAT | AAB-006-00088 | APRON CHAIN C55 W WITH 58 LINKS BOXED SLATS | 58 LINKS |
| 9' FLAT | AAB-006-00087 | APRON CHAIN C55 W WITH 66 LINKS BOXED SLATS | 66 LINKS |

* NOTE : CHAINS NOT SHOWN IN DRAWING



| FLAT CONVEYOR COMPONENTS 5000 SERIES - BASE FRAME | | | |
|---|---------------|-----------------------|-----|
| MODEL | PART NUMBER | DESCRIPTION | QTY |
| 8' FLAT | AAA-006-01027 | 8' FLAT FRAME WELDMNT | 1 |
| 9' FLAT | AAA-006-00981 | 9' FLAT FRAME WELDMNT | 1 |

| FLAT CONVEYOR COMPONENTS 5000 SERIES - BASE FLOOR | | | |
|---|---------------|------------------------|-----|
| MODEL | PART NUMBER | DESCRIPTION | QTY |
| 8' FLAT | AAA-006-00248 | HDPE FLOOR FOR 8' FLAT | 1 |
| 9' FLAT | AAA-006-00249 | HDPE FLOOR FOR 9' FLAT | 1 |

| FLAT CONVEYOR COMPONENTS 5000 SERIES - RUBBER SHIELD | | | |
|--|---------------|----------------------------|-----|
| MODEL | PART NUMBER | DESCRIPTION | QTY |
| ALL | AAA-006-00410 | RUBER SHIELD FOR UNDERSIDE | 1 |

| FLAT CONVEYOR COMPONENTS 5000 SERIES - DRIVE SHAFT ASSEMBLY | | | |
|---|------------------|--------------------------|-----|
| MODEL | PART NUMBER | DESCRIPTION | QTY |
| ALL | AAA-006-00617-P3 | CNVR DRIVESHAFT ASSEMBLY | 1 |

| FLAT CONVEYOR COMPONENTS 5000 SERIES -HYD CONVEYOR MOTOR | | | |
|--|---------------|------------------------|-----|
| MODEL | PART NUMBER | DESCRIPTION | QTY |
| ALL | AAB-009-00001 | HYD CNVR MOTOR (KEYED) | 1 |

| FLAT CONVEYOR COMPONENTS 5000 SERIES - CHAIN COUPLER | | | |
|--|---------------|-------------------------|-----|
| MODEL | PART NUMBER | DESCRIPTION | QTY |
| ALL | AAB-006-00026 | CNVR CHAIN COUPLER ASSY | 1 |

| FLAT CONVEYOR COMPONENTS 5000 SERIES - MOTOR COVER | | | |
|--|---------------|--------------------------|-----|
| MODEL | PART NUMBER | DESCRIPTION | QTY |
| ALL | AAA-006-00272 | MOTOR COVER PLATE (GALV) | 1 |

| | | | |
|------|---|------------|----------|
| DR | TOLERANCES (UNLESS SPECIFIED OTHERWISE) | | |
| DATE | 1/14/2015 | FRACTIONAL | ± 1/16" |
| MAT | | DEC X.X | ± 0.1" |
| | | DEC X.XXX | ± 0.06" |
| | | DEC X.XXXX | ± 0.031" |
| | | ANGULAR | ± 0.5° |



UNITS PAPER A SHEET 1 OF 2 R# DATE DESCRIPTION DR CK

TITLE FLAT CONVEYOR COMPONENTS 5000 SERIES MIXERS

FILE NO AAA-054-00224.idw

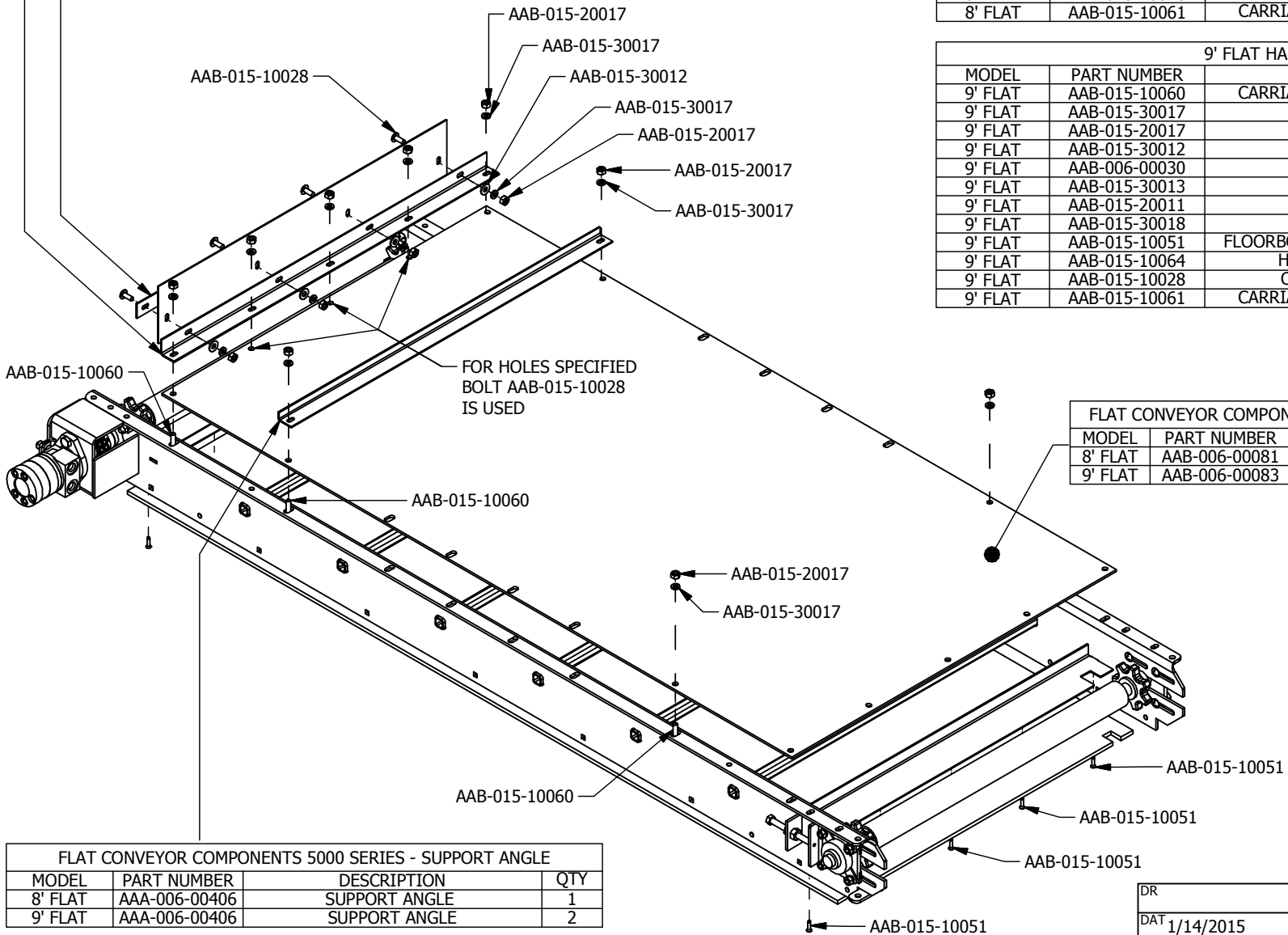
CONFIDENTIAL: THESE DRAWINGS AND COPIES THEREOF REMAIN THE PROPERTY OF JAY-LOR FABRICATING INC. ANY PERSON FOUND UNLAWFULLY USING, DISTRIBUTING, OR IN POSSESSION OF THE ABOVE WILL BE PROSECUTED

| FLAT CONVEYOR COMPONENTS 5000 SERIES - SUPPORT ANGLE AND RUBER SHIELD MOUNT | | | |
|---|---------------|--------------------------------------|-----|
| MODEL | PART NUMBER | DESCRIPTION | QTY |
| ALL | AAA-006-00408 | SUPPORT ANGLE AND RUBER SHIELD MOUNT | 1 |

| FLAT CONVEYOR COMPONENTS 5000 SERIES - RETAINER PLATE | | | |
|---|---------------|---------------------|-----|
| MODEL | PART NUMBER | DESCRIPTION | QTY |
| ALL | AAA-006-00409 | RUBER FLAP RETAINER | 1 |

| 8' FLAT HARDWARE | | | |
|------------------|---------------|--------------------------------------|-----|
| MODEL | PART NUMBER | DESCRIPTION | QTY |
| 8' FLAT | AAB-015-10060 | CARRIAGE BOLT 3/8 X 1-1/4 UNC GRD 2 | 7 |
| 8' FLAT | AAB-015-30017 | LOCK WASHER 3/8 | 30 |
| 8' FLAT | AAB-015-20017 | HEX NUT 3/8 UNC GRD 2 | 30 |
| 8' FLAT | AAB-015-30012 | FLAT WASHER 3/8 USS | 5 |
| 8' FLAT | AAB-006-00030 | SHEAR KEY 1/4 X 1 | 1 |
| 8' FLAT | AAB-015-30013 | FLAT WASHER 1/2 USS | 2 |
| 8' FLAT | AAB-015-20011 | HEX NUT 1/2 UNC GRD 5 | 6 |
| 8' FLAT | AAB-015-30018 | LOCK WASHER 1/2 | 2 |
| 8' FLAT | AAB-015-10051 | FLOORBOARD SCREW 1/2" X 1" TORX HEAD | 10 |
| 8' FLAT | AAB-015-10064 | HEX BOLT 1/2 X 2 UNC GRD 5 | 2 |
| 8' FLAT | AAB-015-10028 | CARRIAGE BOLT 3/8 X 1 UNC | 7 |
| 8' FLAT | AAB-015-10061 | CARRIAGE BOLT 3/8 X 1-1/2 UNC GRD 5 | 16 |

| 9' FLAT HARDWARE | | | |
|------------------|---------------|--------------------------------------|-----|
| MODEL | PART NUMBER | DESCRIPTION | QTY |
| 9' FLAT | AAB-015-10060 | CARRIAGE BOLT 3/8 X 1-1/4 UNC GRD 2 | 9 |
| 9' FLAT | AAB-015-30017 | LOCK WASHER 3/8 | 32 |
| 9' FLAT | AAB-015-20017 | HEX NUT 3/8 UNC GRD 2 | 32 |
| 9' FLAT | AAB-015-30012 | FLAT WASHER 3/8 USS | 5 |
| 9' FLAT | AAB-006-00030 | SHEAR KEY 1/4 X 1 | 1 |
| 9' FLAT | AAB-015-30013 | FLAT WASHER 1/2 USS | 2 |
| 9' FLAT | AAB-015-20011 | HEX NUT 1/2 UNC GRD 5 | 6 |
| 9' FLAT | AAB-015-30018 | LOCK WASHER 1/2 | 2 |
| 9' FLAT | AAB-015-10051 | FLOORBOARD SCREW 1/2" X 1" TORX HEAD | 10 |
| 9' FLAT | AAB-015-10064 | HEX BOLT 1/2 X 2 UNC GRD 5 | 2 |
| 9' FLAT | AAB-015-10028 | CARRIAGE BOLT 3/8 X 1 UNC | 7 |
| 9' FLAT | AAB-015-10061 | CARRIAGE BOLT 3/8 X 1-1/2 UNC GRD 5 | 16 |



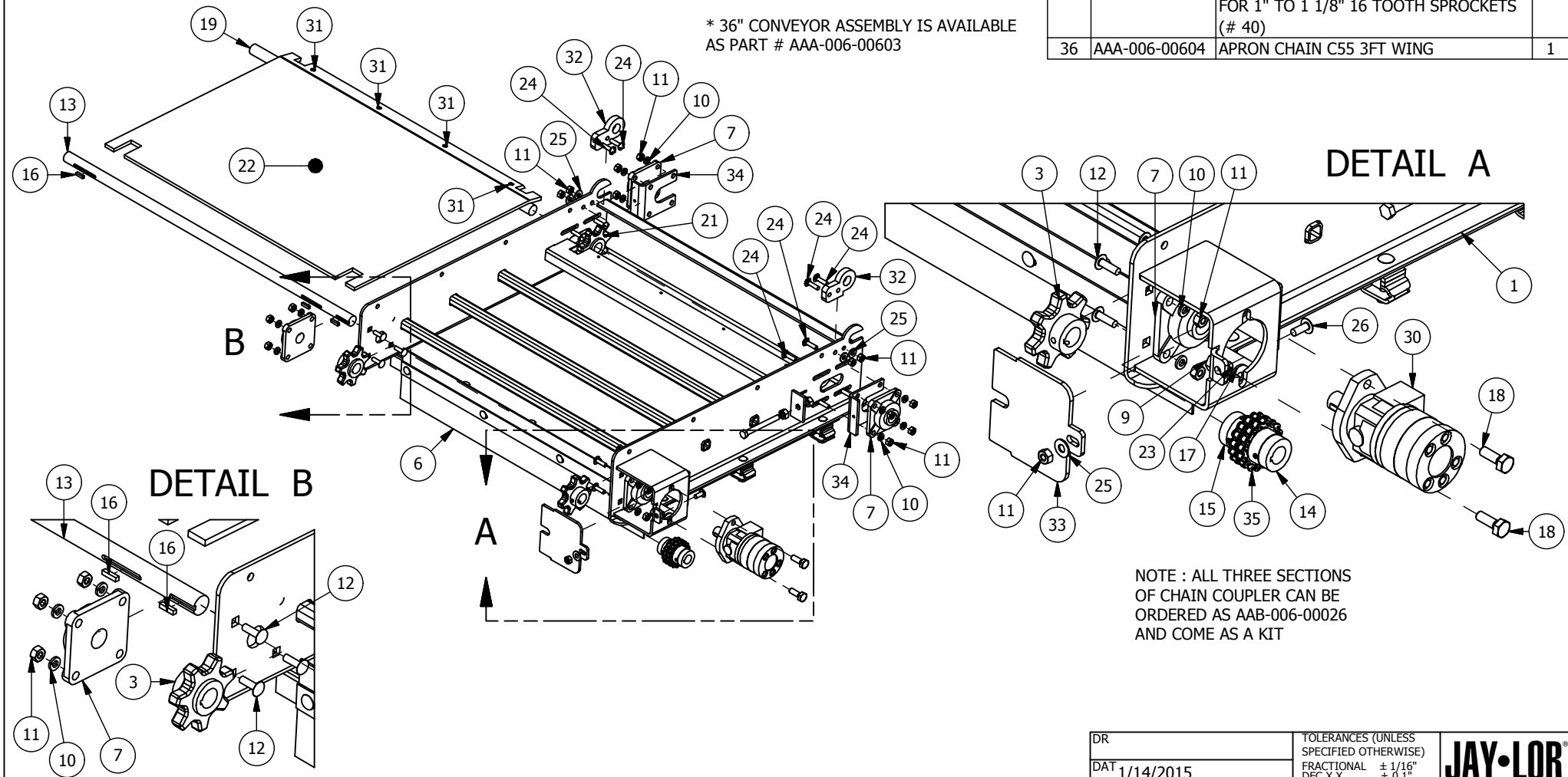
| FLAT CONVEYOR COMPONENTS 5000 SERIES - BASE UNDERSHIELD | | | |
|---|---------------|------------------------------|-----|
| MODEL | PART NUMBER | DESCRIPTION | QTY |
| 8' FLAT | AAB-006-00081 | HDPE UNDERSHIELD FOR 8' FLAT | 1 |
| 9' FLAT | AAB-006-00083 | HDPE UNDERSHIELD FOR 9' FLAT | 1 |

| FLAT CONVEYOR COMPONENTS 5000 SERIES - SUPPORT ANGLE | | | |
|--|---------------|---------------|-----|
| MODEL | PART NUMBER | DESCRIPTION | QTY |
| 8' FLAT | AAA-006-00406 | SUPPORT ANGLE | 1 |
| 9' FLAT | AAA-006-00406 | SUPPORT ANGLE | 2 |

| | | |
|---------------|---|-----------------------------------|
| DR | TOLERANCES (UNLESS SPECIFIED OTHERWISE) | JAY-LOR Fabricating Inc |
| DAT 1/14/2015 | FRACTIONAL ± 1/16" | |
| MAT | DEC XXX ± 0.1" DEC XXX ± 0.06" DEC XXX ± 0.031" ANGULAR ± 0.5° | |

| Parts List | | | | Parts List | | | | Parts List | | | |
|------------|---------------|---|-----|------------|---------------|---|-----|------------|---------------|--|-----|
| ITEM | PART NUMBER | TITLE | QTY | ITEM | PART NUMBER | TITLE | QTY | ITEM | PART NUMBER | TITLE | QTY |
| 1 | AAA-006-00192 | CNVR WING 3FT WELDMENT | 1 | 13 | AAB-006-00012 | DRIVE SHAFT 1-1/8DIA X 41L COLD RLD | 1 | 25 | AAB-015-30012 | WSHR FLAT 3/8 USS | 18 |
| 2 | AAA-006-00208 | POLY UNDERSHIELD 3FT WING CNVR | 1 | 14 | AAB-006-00028 | CHAIN COUPLER 1 SHAFT | 1 | 26 | AAB-015-10028 | BOLT CARRIAGE 3/8 X 1 UNC | 12 |
| 3 | AAB-006-00013 | CAST SPROCKET KEYED | 2 | 15 | AAB-006-00029 | CHAIN COUPLER 1-1/8 SHAFT | 1 | 27 | AAA-006-00135 | PLASTIC SPCR 1/4T | 4 |
| 4 | AAA-006-00409 | RUBR FLAP RETAINER FB | 1 | 16 | AAB-006-00030 | SHEAR KEY 1/4 X 1 | 3 | 28 | AAA-002-00343 | HYD HOSE CLIP | 4 |
| 5 | AAA-006-00407 | PLASTIC SUPT AND RUBR BRKT 38-1/2 FOR WING CNVR | 1 | 17 | AAB-015-30013 | WSHR FLAT 1/2 USS | 2 | 29 | AAB-015-10081 | BOLT CARRIAGE 3/8 X 2 UNC GRD 5 | 2 |
| 6 | AAA-006-00410 | RUBR FLAP FOR UNDERSIDE OF CNVR | 1 | 18 | AAB-015-10063 | BOLT HEX 1/2 X 1-1/2 UNC GRD 5 | 2 | 30 | AAB-009-00001 | HYD CNVR MOTOR 1 KEYED | 1 |
| 7 | AAB-006-00009 | FLNG BRNG 1-1/8 ID | 4 | 19 | AAA-006-00354 | IDLER SHAFT 1-1/8DIA X 40-1/4L COLD RLD | 1 | 31 | AAB-015-10051 | FLOORBOARD SCREW 1/4 X 1" TORX HEAD | 4 |
| 8 | AAA-006-00352 | BOLT HEX FULL THREAD MOD 1/2 X 5 X 13 | 2 | 20 | AAA-006-00406 | SUPT ANGLE CNVR BOTTOM SHIELD | 2 | 32 | AAA-006-00196 | 5/8T HINGE REINFORCEMENT FOR 36 CNVR WALL | 2 |
| 9 | AAB-015-20011 | NUT HEX 1/2 UNC GRD 5 | 6 | 21 | AAB-006-00011 | CAST SPROCKET WITH SET SCR FOR IDLER | 2 | 33 | AAA-006-00272 | REMOVABLE CNVR MOTOR MNT COVER 3/16T | 1 |
| 10 | AAB-015-30017 | WSHR LOCK 3/8 | 16 | 22 | AAA-006-00207 | HDPE FLR 3FT WING CNVR 3/8T | 1 | 34 | AAA-006-00351 | CNVR FLNG BRNG HOLDER | 2 |
| 11 | AAB-015-20017 | NUT HEX 3/8 UNC GRD 2 | 34 | 23 | AAB-015-30018 | WSHR LOCK 1/2 | 2 | 35 | AAB-006-00027 | CONNECTING CHAIN, DOUBLE WIDTH, FOR 1" TO 1 1/8" 16 TOOTH SPROCKETS (# 40) | 1 |
| 12 | AAB-015-10060 | BOLT CARRIAGE 3/8 X 1-1/4 UNC GRD 2 | 8 | 24 | AAB-015-10061 | BOLT CARRIAGE 3/8 X 1-1/2 UNC GRD 5 | 12 | 36 | AAA-006-00604 | APRON CHAIN C55 3FT WING | 1 |

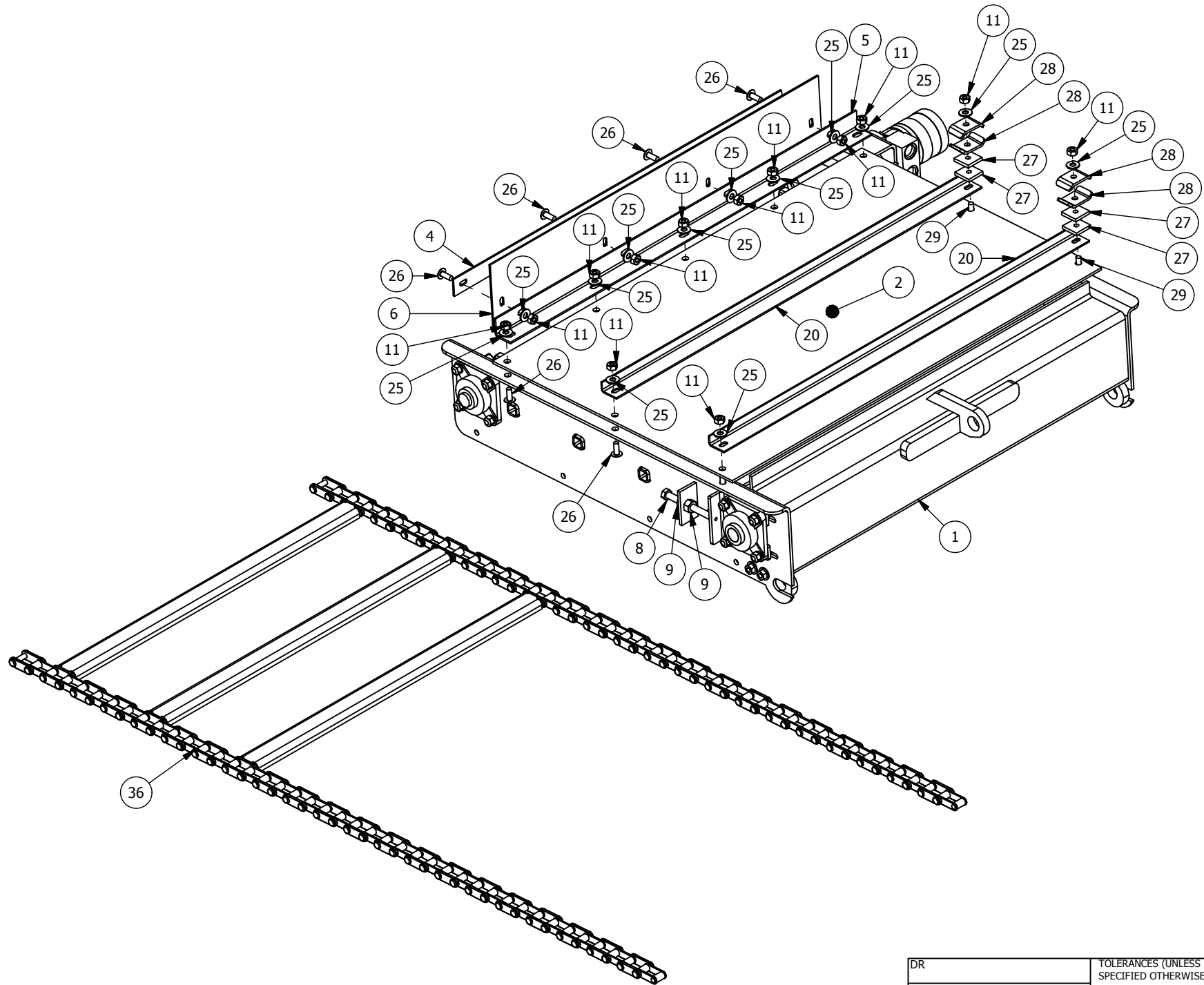
* 36" CONVEYOR ASSEMBLY IS AVAILABLE AS PART # AAA-006-00603



NOTE : ALL THREE SECTIONS OF CHAIN COUPLER CAN BE ORDERED AS AAB-006-00026 AND COME AS A KIT

| | | | | | | | |
|--|---------|--------------|----|------|-------------|-------------------|----|
| UNITS | PAPER A | SHEET 1 OF 2 | R# | DATE | DESCRIPTION | DR | CK |
| TITLE 36" CONVEYOR ASSEMBLY 5000 SERIES MIXERS | | | | | FILE NO | AAA-054-00225.idw | |

| | | |
|---|---|-----------------------------------|
| DR | TOLERANCES (UNLESS SPECIFIED OTHERWISE) | JAY-LOR Fabricating Inc |
| DAT 1/14/2015 | FRACTIONAL ± 1/16" | |
| MAT | DEC X.X ± 0.1" | |
| | DEC X.XXX ± 0.06" | |
| | ANGULAR ± 0.031" | |
| CONFIDENTIAL: THESE DRAWINGS AND COPIES THEREOF REMAIN THE PROPERTY OF JAY-LOR FABRICATING INC. ANY PERSON FOUND UNLAWFULLY USING, DISTRIBUTING, OR IN POSSESSION OF THE ABOVE WILL BE PROSECUTED | | |

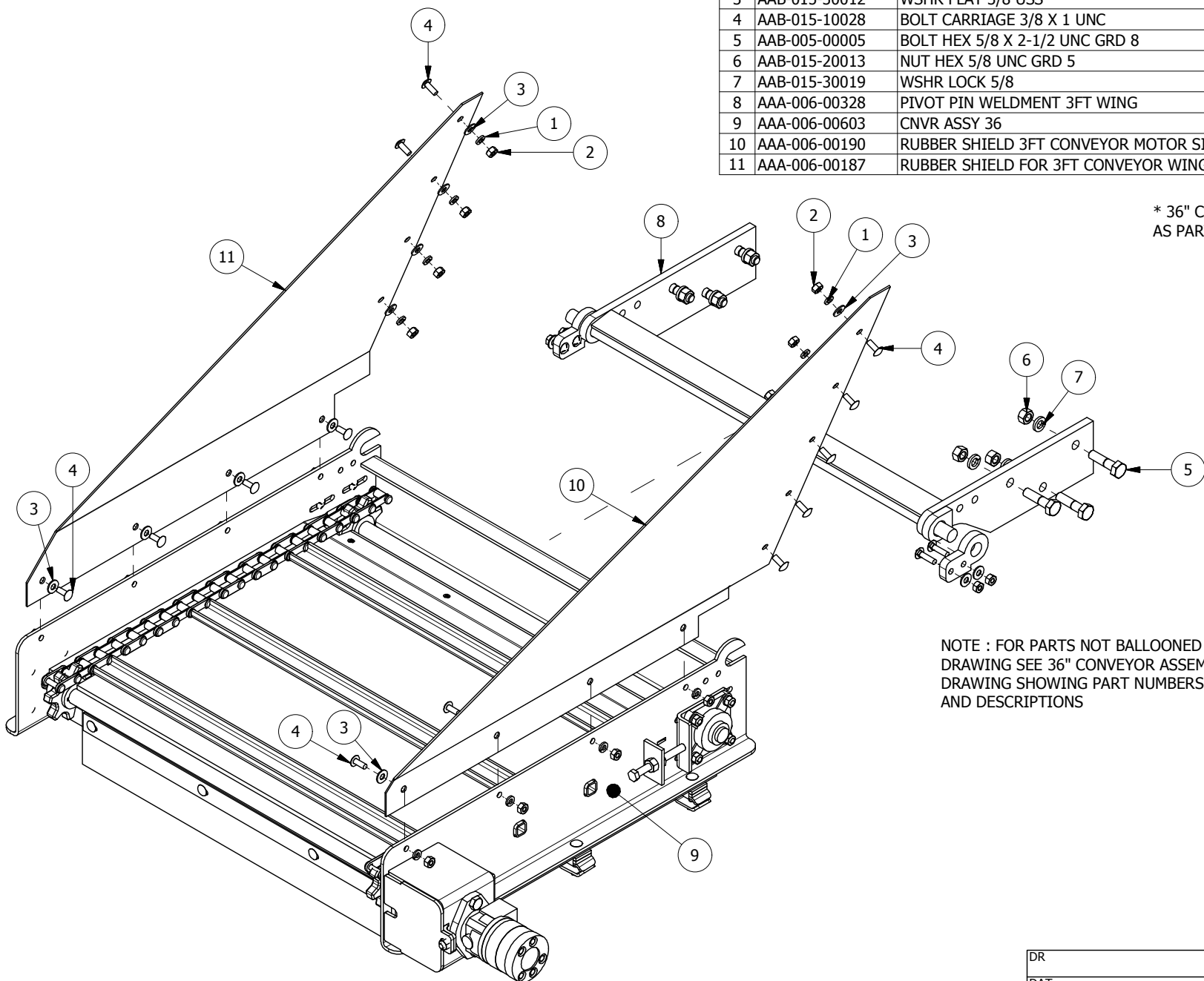


| | | |
|---------------|---|-----------------------------------|
| DR | TOLERANCES (UNLESS SPECIFIED OTHERWISE) | JAY•LOR Fabricating Inc |
| DAT 1/14/2015 | FRACTIONAL ± 1/16" | |
| MAT | DEC X.X ± 0.1" | |
| | DEC X.XX ± 0.06" | |
| | DEC X.XXX ± 0.031" | |
| | ANGULAR ± 0.5° | |

| | | | | | | | |
|--|---------|--------------|----|------|---------------------------|----|----|
| UNITS | PAPER A | SHEET 2 OF 2 | R# | DATE | DESCRIPTION | DR | CK |
| TITLE 36" CONVEYOR ASSEMBLY 5000 SERIES MIXERS | | | | | FILE NO AAA-054-00225.idw | | |

CONFIDENTIAL: THESE DRAWINGS AND COPIES THEREOF REMAIN THE PROPERTY OF JAY-LOR FABRICATING INC. ANY PERSON FOUND UNLAWFULLY USING, DISTRIBUTING, OR IN POSSESSION OF THE ABOVE WILL BE PROSECUTED

| Parts List | | | |
|------------|---------------|---|-----|
| ITE | PART NUMBER | TITLE | QTY |
| 1 | AAB-015-30017 | WSHR LOCK 3/8 | 17 |
| 2 | AAB-015-20017 | NUT HEX 3/8 UNC GRD 2 | 17 |
| 3 | AAB-015-30012 | WSHR FLAT 3/8 USS | 17 |
| 4 | AAB-015-10028 | BOLT CARRIAGE 3/8 X 1 UNC | 17 |
| 5 | AAB-005-00005 | BOLT HEX 5/8 X 2-1/2 UNC GRD 8 | 6 |
| 6 | AAB-015-20013 | NUT HEX 5/8 UNC GRD 5 | 6 |
| 7 | AAB-015-30019 | WSHR LOCK 5/8 | 6 |
| 8 | AAA-006-00328 | PIVOT PIN WELDMENT 3FT WING | 1 |
| 9 | AAA-006-00603 | CNVR ASSY 36 | 1 |
| 10 | AAA-006-00190 | RUBBER SHIELD 3FT CONVEYOR MOTOR SIDE | 1 |
| 11 | AAA-006-00187 | RUBBER SHIELD FOR 3FT CONVEYOR WING OPPOSITE MOTOR SIDE | 1 |



* 36" CONVEYOR ASSEMBLY IS AVAILABLE AS PART # AAA-006-00191

NOTE : FOR PARTS NOT BALLOONED ON DRAWING SEE 36" CONVEYOR ASSEMBLY DRAWING SHOWING PART NUMBERS AND DESCRIPTIONS

| | | | | | | | |
|--|---------|--------------|----|------|-------------|-------------------|----|
| UNITS | PAPER A | SHEET 1 OF 1 | R# | DATE | DESCRIPTION | DR | CK |
| TITLE 36" CONVEYOR FINAL ASSEMBLY 5000 SERIES MIXERS | | | | | FILE NO | AAA-054-00226.idw | |

| | | |
|--|---|--|
| DR | TOLERANCES (UNLESS SPECIFIED OTHERWISE) | JAY•LOR <i>Fabricating Inc</i> |
| DAT 1/15/2015 | FRACTIONAL ± 1/16" | |
| MAT | DEC X.X ± 0.1" | |
| | DEC X.XXX ± 0.06" | |
| | DEC X.XXXX ± 0.031" | |
| | ANGULAR ± 0.5° | |
| <small>CONFIDENTIAL: THESE DRAWINGS AND COPIES THEREOF REMAIN THE PROPERTY OF JAY-LOR FABRICATING INC. ANY PERSON FOUND UNLAWFULLY USING, DISTRIBUTING, OR IN POSSESSION OF THE ABOVE WILL BE PROSECUTED</small> | | |

| WING CONVEYOR FINAL ASSEMBLY 5000 SERIES - CHAIN GUARD | | | |
|--|---------------|--------------------------------|-----|
| MODEL | PART NUMBER | DESCRIPTION | QTY |
| 6'41" | AAA-006-00956 | CONVEYOR CHAIN GUARD 41IN WING | 1 |
| 6'60" | AAA-006-01008 | CONVEYOR CHAIN GUARD 60IN WING | 1 |
| 6'72" | AAA-006-01000 | CONVEYOR CHAIN GUARD 72IN WING | 1 |

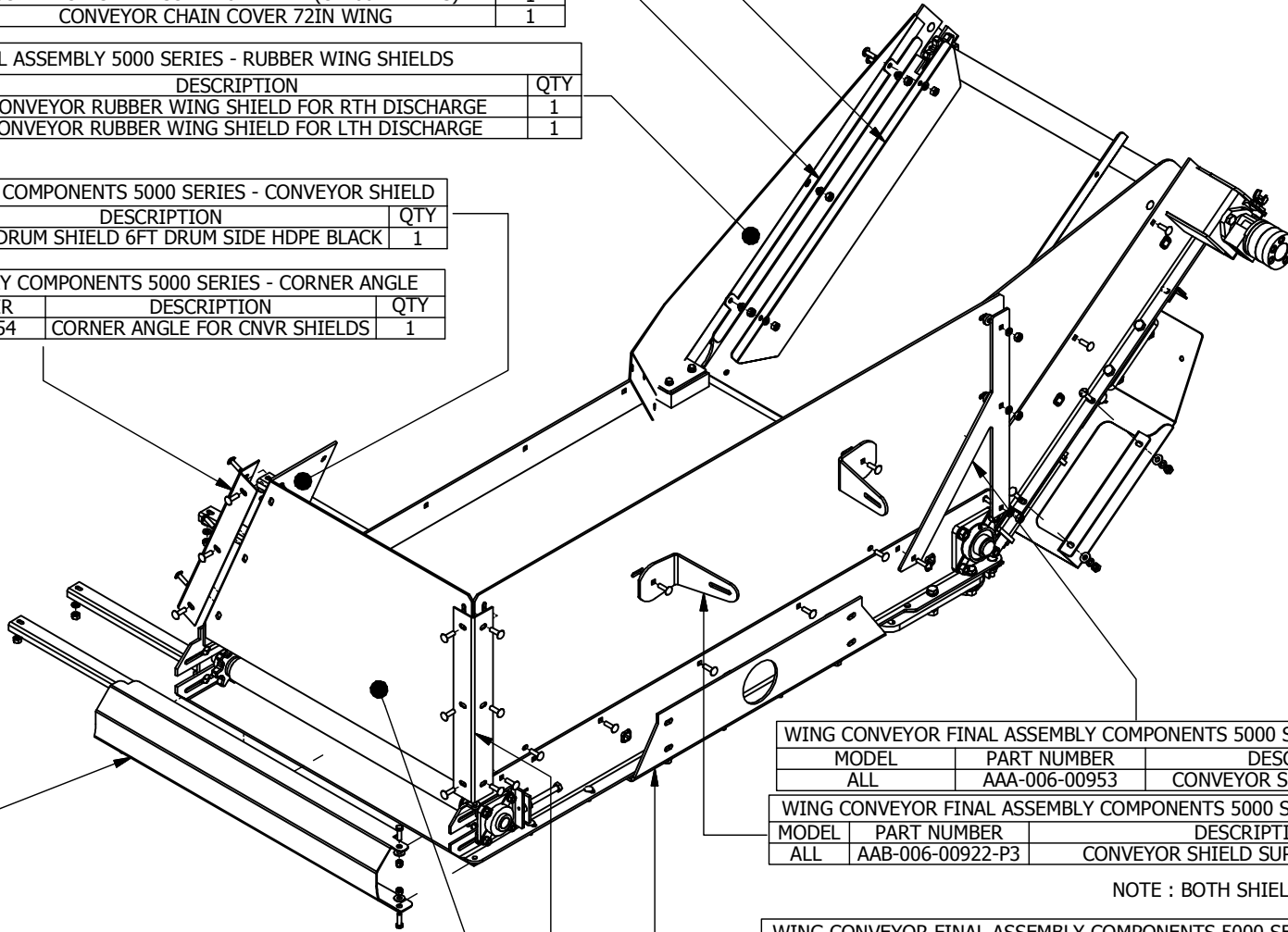
| WING CONVEYOR FINAL ASSEMBLY 5000 SERIES - CHAIN COVER | | | |
|--|---------------|--|-----|
| MODEL | PART NUMBER | DESCRIPTION | QTY |
| 6'41" | AAA-006-01045 | CONVEYOR CHAIN COVER 41IN WING | 1 |
| 6'60" | AAA-006-01044 | CONVEYOR CHAIN COVER 6FT FLAT (OR 60IN WING) | 1 |
| 6'72" | AAA-006-01048 | CONVEYOR CHAIN COVER 72IN WING | 1 |

| WING CONVEYOR FINAL ASSEMBLY 5000 SERIES - RUBBER WING SHIELDS | | | |
|--|---------------|---|-----|
| MODEL | PART NUMBER | DESCRIPTION | QTY |
| ALL RTH | AAA-006-01033 | CONVEYOR RUBBER WING SHIELD FOR RTH DISCHARGE | 1 |
| ALL LTH | AAA-006-00954 | CONVEYOR RUBBER WING SHIELD FOR LTH DISCHARGE | 1 |

| WING CONVEYOR FINAL ASSEMBLY COMPONENTS 5000 SERIES - CONVEYOR SHIELD | | | |
|---|---------------|---|-----|
| MODEL | PART NUMBER | DESCRIPTION | QTY |
| ALL | AAB-006-00073 | CNVR DRUM SHIELD 6FT DRUM SIDE HDPE BLACK | 1 |

| WING CONVEYOR FINAL ASSEMBLY COMPONENTS 5000 SERIES - CORNER ANGLE | | | |
|--|---------------|-------------------------------|-----|
| MODEL | PART NUMBER | DESCRIPTION | QTY |
| ALL | AAA-006-00054 | CORNER ANGLE FOR CNVR SHIELDS | 1 |

| WING CONVEYOR FINAL ASSEMBLY 5000 SERIES - ASSEMBLY PART NUMBERS | | | |
|--|---------------|-----------------------------|-----|
| MODEL | PART NUMBER | DESCRIPTION | QTY |
| 6'41" RTH | AAA-006-01120 | 6'41" RTH CONVEYOR ASSEMBLY | 1 |
| 6'41" LTH | AAA-006-01110 | 6'41" LTH CONVEYOR ASSEMBLY | 1 |
| 6'60" RTH | AAA-006-01134 | 6'60" RTH CONVEYOR ASSEMBLY | 1 |
| 6'60" LTH | AAA-006-01128 | 6'60" LTH CONVEYOR ASSEMBLY | 1 |
| 6'72" RTH | AAA-006-01127 | 6'72" RTH CONVEYOR ASSEMBLY | 1 |
| 6'72" LTH | AAA-006-01121 | 6'72" LTH CONVEYOR ASSEMBLY | 1 |



| WING CONVEYOR FINAL ASSEMBLY COMPONENTS 5000 SERIES - SHIELD STIFFENER | | | |
|--|---------------|---------------------------|-----|
| MODEL | PART NUMBER | DESCRIPTION | QTY |
| ALL | AAA-006-00953 | CONVEYOR SHIELD STIFFENER | 1 |

| WING CONVEYOR FINAL ASSEMBLY COMPONENTS 5000 SERIES - SHIELD SUPPORTS | | | |
|---|------------------|---------------------------------|-----|
| MODEL | PART NUMBER | DESCRIPTION | QTY |
| ALL | AAB-006-00922-P3 | CONVEYOR SHIELD SUPPORT BRACKET | 1 |

NOTE : BOTH SHIELD SUPPORTS ARE THE SAME

| WING CONVEYOR FINAL ASSEMBLY COMPONENTS 5000 SERIES - CONVEYOR MOUNT | | | |
|--|------------------|---------------------------------|-----|
| MODEL | PART NUMBER | DESCRIPTION | QTY |
| ALL | AAA-006-00030-P3 | FRONT CONVEYOR MOUNTING BRACKET | 1 |

| WING CONVEYOR FINAL ASSEMBLY COMPONENTS 5000 SERIES - CONVEYOR BOOT | | | |
|---|---------------|----------------------|-----|
| MODEL | PART NUMBER | DESCRIPTION | QTY |
| ALL | AAA-006-00943 | CONVEYOR BOOT (GALV) | 1 |

| WING CONVEYOR FINAL ASSEMBLY COMPONENTS 5000 SERIES - CONVEYOR SHIELD | | | |
|---|---------------|-------------------------------------|-----|
| MODEL | PART NUMBER | DESCRIPTION | QTY |
| ALL | AAB-006-00072 | CNVR DRUM SHIELD 6FT END HDPE BLACK | 1 |

| WING CONVEYOR FINAL ASSEMBLY COMPONENTS 5000 SERIES - CORNER ANGLE | | | |
|--|---------------|-------------------------------|-----|
| MODEL | PART NUMBER | DESCRIPTION | QTY |
| ALL | AAA-006-00054 | CORNER ANGLE FOR CNVR SHIELDS | 1 |

UNITS PAPER A SHEET 1 OF 3 R# DATE DESCRIPTION DR CK

| | | |
|---------------|---|-----------------------------------|
| DR | TOLERANCES (UNLESS SPECIFIED OTHERWISE) | JAY-LOR Fabricating Inc |
| DAT 1/15/2015 | FRACTIONAL ± 1/16" | |
| MAT | DEC X.X ± 0.1" | |
| | DEC X.XXX ± 0.06" | |
| | DEC X.XXX ± 0.031" | |
| | ANGULAR ± 0.5° | |

TITLE WING CONVEYOR FINAL ASSEMBLY COMPONENTS 5000 SERIES MIXERS

FILE NO AAA-054-00227.idw

CONFIDENTIAL: THESE DRAWINGS AND COPIES THEREOF REMAIN THE PROPERTY OF JAY-LOR FABRICATING INC. ANY PERSON FOUND UNLAWFULLY USING, DISTRIBUTING, OR IN POSSESSION OF THE ABOVE WILL BE PROSECUTED

| WING CONVEYOR FINAL ASSEMBLY COMPONENTS 5000 SERIES - CONVEYOR SHIELD | | | |
|---|---------------|--------------------------------|-----|
| MODEL | PART NUMBER | DESCRIPTION | QTY |
| ALL | AAB-006-00071 | CNVR SHIELD 6FT FRT HDPE BLACK | 1 |

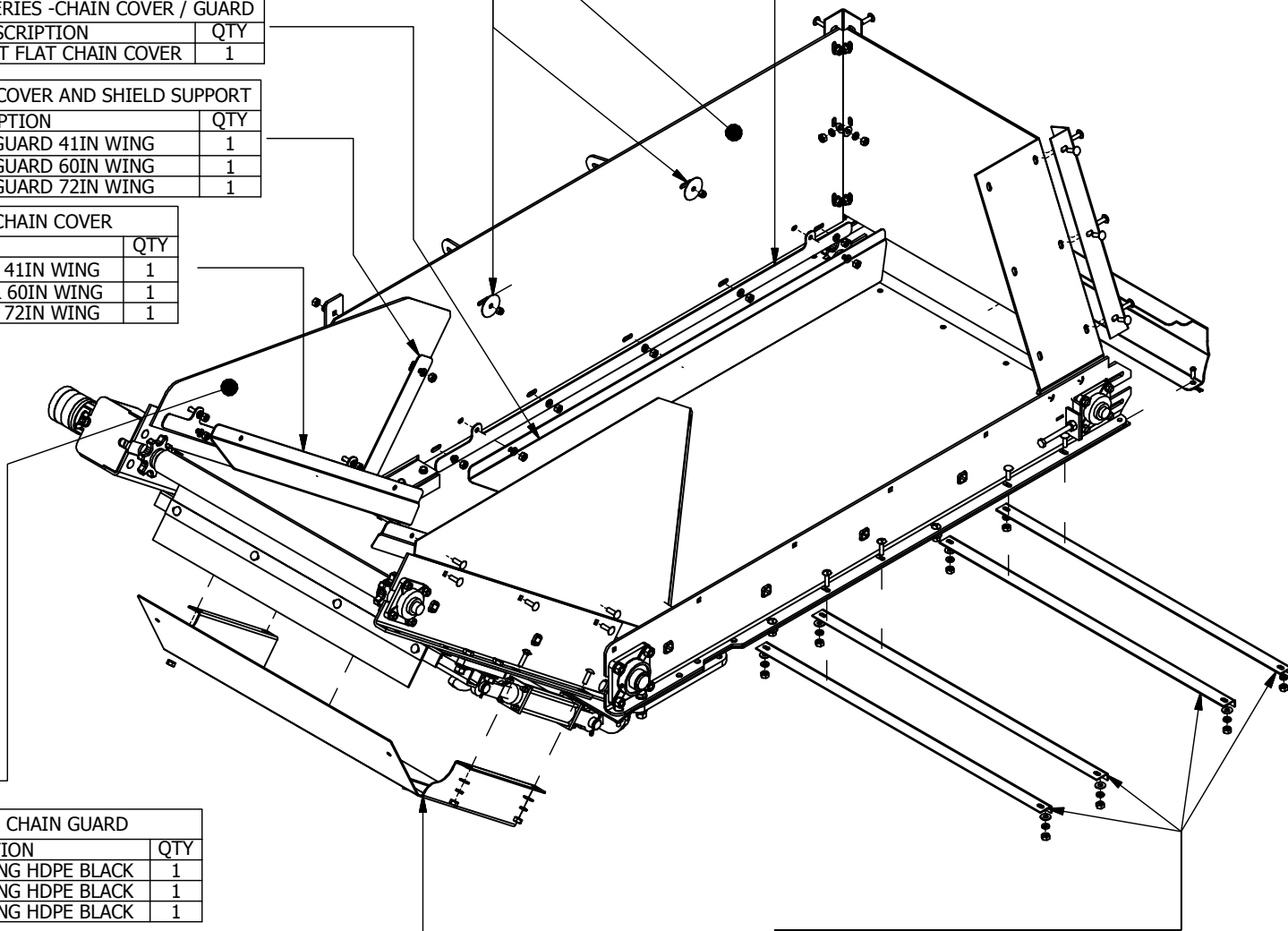
| WING CONVEYOR FINAL ASSEMBLY COMPONENTS 5000 SERIES - CHAIN COVER | | | |
|---|---------------|------------------------------|-----|
| MODEL | PART NUMBER | DESCRIPTION | QTY |
| ALL | AAA-006-00945 | CONVEYOR CHAIN COVER BRACKET | 1 |

| WING CONVEYOR FINAL ASSEMBLY COMPONENTS 5000 SERIES - SHIELD WASHER | | | |
|---|---------------|------------------------|-----|
| MODEL | PART NUMBER | DESCRIPTION | QTY |
| ALL | AAB-015-30042 | CONVEYOR SHIELD WASHER | 2 |

| WING CONVEYOR FINAL ASSEMBLY COMPONENTS 5000 SERIES -CHAIN COVER / GUARD | | | |
|--|---------------|-------------------------------|-----|
| MODEL | PART NUMBER | DESCRIPTION | QTY |
| ALL | AAA-006-01044 | CONVEYOR 6FT FLAT CHAIN COVER | 1 |

| WING CONVEYOR FINAL ASSEMBLY 5000 SERIES - CHAIN COVER AND SHIELD SUPPORT | | | |
|---|---------------|--------------------------------|-----|
| MODEL | PART NUMBER | DESCRIPTION | QTY |
| 6'41" | AAA-006-00956 | CONVEYOR CHAIN GUARD 41IN WING | 1 |
| 6'60" | AAA-006-01007 | CONVEYOR CHAIN GUARD 60IN WING | 1 |
| 6'72" | AAA-006-00999 | CONVEYOR CHAIN GUARD 72IN WING | 1 |

| WING CONVEYOR FINAL ASSEMBLY 5000 SERIES - CHAIN COVER | | | |
|--|---------------|--------------------------------|-----|
| MODEL | PART NUMBER | DESCRIPTION | QTY |
| 6'41" | AAA-006-01045 | CONVEYOR CHAIN COVER 41IN WING | 1 |
| 6'60" | AAA-006-01044 | CONVEYOR CHAIN COVER 60IN WING | 1 |
| 6'72" | AAA-006-01048 | CONVEYOR CHAIN COVER 72IN WING | 1 |



| WING CONVEYOR FINAL ASSEMBLY 5000 SERIES - CHAIN GUARD | | | |
|--|---------------|---------------------------------|-----|
| MODEL | PART NUMBER | DESCRIPTION | QTY |
| 6'41" | AAB-006-00074 | CNVR SHIELD 41" WING HDPE BLACK | 1 |
| 6'60" | AAB-006-00078 | CNVR SHIELD 60" WING HDPE BLACK | 1 |
| 6'72" | AAB-006-00077 | CNVR SHIELD 72" WING HDPE BLACK | 1 |

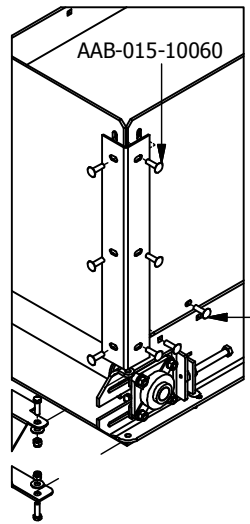
| WING CONVEYOR FINAL ASSEMBLY 5000 SERIES - SKID PLATE | | | |
|---|------------------|---------------------------------|-----|
| MODEL | PART NUMBER | DESCRIPTION | QTY |
| ALL | AAA-006-01149-P3 | CONVEYOR SKID PLATE 2 CYLINDERS | 1 |

| WING CONVEYOR FINAL ASSEMBLY COMPONENTS 5000 SERIES - SUPPORT ANGLE | | | |
|---|---------------|----------------------------------|-----|
| MODEL | PART NUMBER | DESCRIPTION | QTY |
| ALL | AAA-006-00406 | SUPPORT ANGLE FOR CNVR UNDERSIDE | 4 |

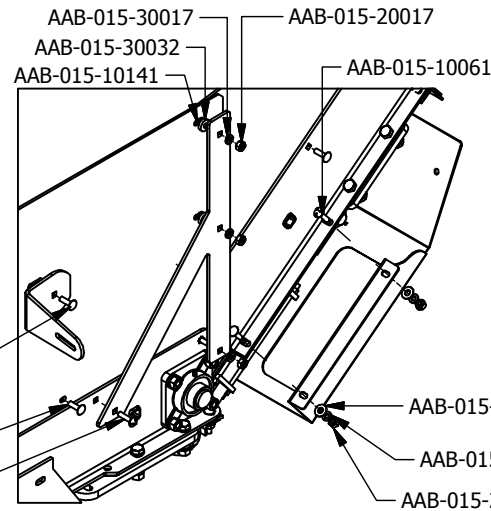
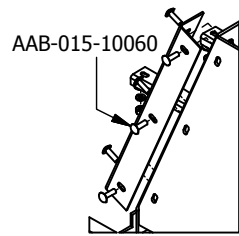
| | | | | | | | |
|-------|---------|--------------|----|------|-------------|----|----|
| UNITS | PAPER A | SHEET 2 OF 3 | R# | DATE | DESCRIPTION | DR | CK |
|-------|---------|--------------|----|------|-------------|----|----|

| | | |
|---------------|---|-----------------------------------|
| DR | TOLERANCES (UNLESS SPECIFIED OTHERWISE) | JAY•LOR Fabricating Inc |
| DAT 1/15/2015 | FRACTIONAL ± 1/16" | |
| MAT | DEC X.X ± 0.1" | |
| | DEC X.XXX ± 0.06" | |
| | DEC X.XXX ± 0.031" | |
| | ANGULAR ± 0.5° | |

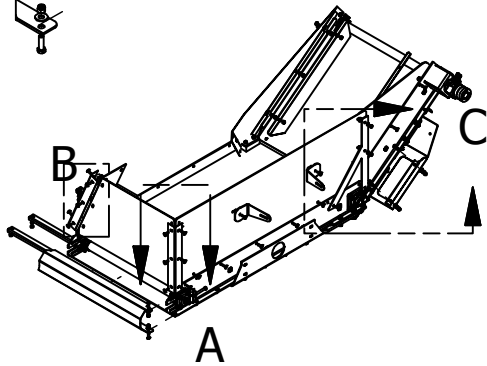
DETAIL A



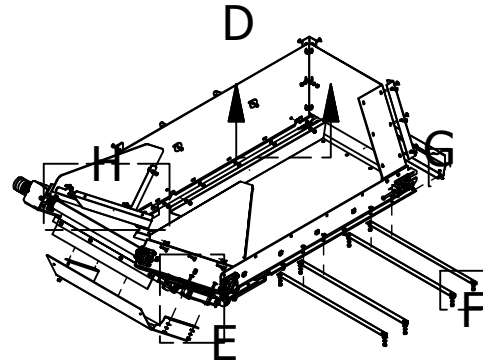
DETAIL B



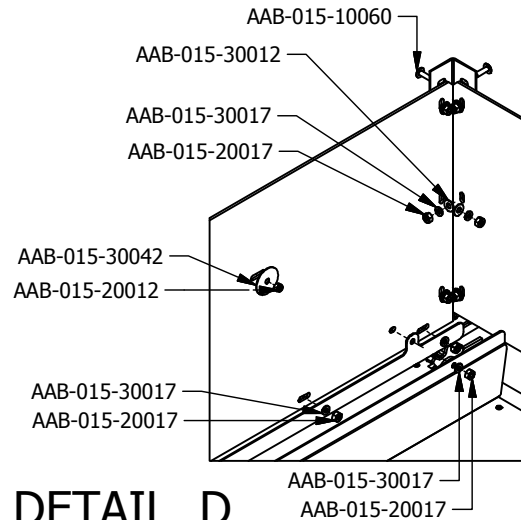
DETAIL C



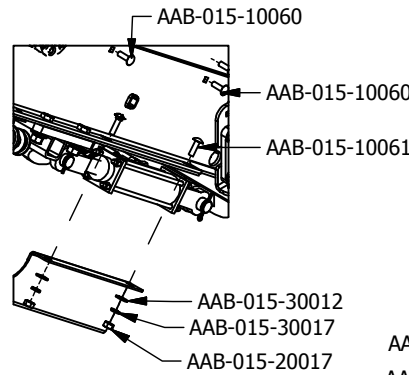
A



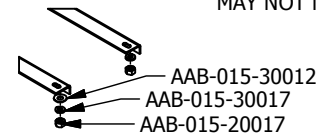
D



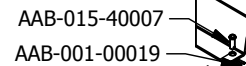
DETAIL D



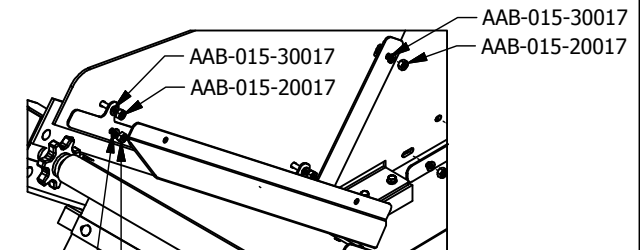
DETAIL E



DETAIL F



DETAIL G



DETAIL H

6'41" RTH & LTH ASSEMBLY HARDWARE

| MODEL | PART NUMBER | DESCRIPTION | QTY |
|-------|---------------|---------------------------------------|-----|
| 6'41" | AAB-015-10060 | CARRIAGE BOLT 3/8 X 1-1/4 UNC GRD 2 | 27 |
| 6'41" | AAB-015-30017 | LOCK WASHER 3/8 | 39 |
| 6'41" | AAB-015-20017 | HEX NUT 3/8 UNC GRD 2 | 39 |
| 6'41" | AAB-015-30012 | FLAT WASHER 3/8 USS | 27 |
| 6'41" | AAB-015-10141 | ELEVATOR BOLT 3/8 X 1-1/4 UNC | 4 |
| 6'41" | AAB-015-30032 | WASHER BLACK NYLON 3/8ID X 1OD X 1/4T | 2 |
| 6'41" | AAB-015-20012 | HEX NUT 3/8 LOCK NYLON GRD 2 | 4 |
| 6'41" | AAB-015-10111 | HEX BOLT 3/8 X 1-1/4 UNC GRD 5 | 2 |
| 6'41" | AAB-015-40007 | PIN 3/8 X 7/8 PLT | 1 |
| 6'41" | AAB-015-40005 | PIN CLIP 1/16 X 1-5/8 | 1 |
| 6'41" | AAB-015-10061 | CARRIAGE BOLT 3/8 X 1-1/2 UNC GRD 5 | 10 |

6'60" RTH & LTH ASSEMBLY HARDWARE

| MODEL | PART NUMBER | DESCRIPTION | QTY |
|-------|---------------|---------------------------------------|-----|
| 6'60" | AAB-015-10060 | CARRIAGE BOLT 3/8 X 1-1/4 UNC GRD 2 | 25 |
| 6'60" | AAB-015-30017 | LOCK WASHER 3/8 | 49 |
| 6'60" | AAB-015-20017 | HEX NUT 3/8 UNC GRD 2 | 49 |
| 6'60" | AAB-015-30012 | FLAT WASHER 3/8 USS | 35 |
| 6'60" | AAB-015-10141 | ELEVATOR BOLT 3/8 X 1-1/4 UNC | 4 |
| 6'60" | AAB-015-30032 | WASHER BLACK NYLON 3/8ID X 1OD X 1/4T | 2 |
| 6'60" | AAB-015-20012 | HEX NUT 3/8 LOCK NYLON GRD 2 | 4 |
| 6'60" | AAB-015-10111 | HEX BOLT 3/8 X 1-1/4 UNC GRD 5 | 2 |
| 6'60" | AAB-015-40007 | PIN 3/8 X 7/8 PLT | 1 |
| 6'60" | AAB-015-40005 | PIN CLIP 1/16 X 1-5/8 | 1 |
| 6'60" | AAB-015-10061 | CARRIAGE BOLT 3/8 X 1-1/2 UNC GRD 5 | 4 |
| 6'60" | AAB-015-10028 | CARRIAGE BOLT 3/8 X 1 UNC | 16 |
| 6'60" | AAB-015-10056 | HEX BOLT 3/8 X 1 UNC GRD 2 | 2 |

6'72" RTH & LTH ASSEMBLY HARDWARE

| MODEL | PART NUMBER | DESCRIPTION | QTY |
|-------|---------------|---------------------------------------|-----|
| 6'72" | AAB-015-10060 | CARRIAGE BOLT 3/8 X 1-1/4 UNC GRD 2 | 17 |
| 6'72" | AAB-015-30017 | LOCK WASHER 3/8 | 43 |
| 6'72" | AAB-015-20017 | HEX NUT 3/8 UNC GRD 2 | 43 |
| 6'72" | AAB-015-30012 | FLAT WASHER 3/8 USS | 23 |
| 6'72" | AAB-015-10141 | ELEVATOR BOLT 3/8 X 1-1/4 UNC | 4 |
| 6'72" | AAB-015-30032 | WASHER BLACK NYLON 3/8ID X 1OD X 1/4T | 2 |
| 6'72" | AAB-015-20012 | HEX NUT 3/8 LOCK NYLON GRD 2 | 4 |
| 6'72" | AAB-015-10111 | HEX BOLT 3/8 X 1-1/4 UNC GRD 5 | 2 |
| 6'72" | AAB-015-40007 | PIN 3/8 X 7/8 PLT | 1 |
| 6'72" | AAB-015-40005 | PIN CLIP 1/16 X 1-5/8 | 1 |
| 6'72" | AAB-015-10061 | CARRIAGE BOLT 3/8 X 1-1/2 UNC GRD 5 | 10 |
| 6'72" | AAB-015-10028 | CARRIAGE BOLT 3/8 X 1 UNC | 14 |

NOTE : SOME HARDWARE USED ON 6'60" AND 6'72" CONVEYOR ASSEMBLIES MAY NOT MATCH WHAT IS SHOWN IN DRAWING.

| FLAT CONVEYOR FINAL ASSEMBLY 5000 SERIES - CONVEYOR SHIELDS | | | |
|---|---------------|---|-----|
| MODEL | PART NUMBER | DESCRIPTION | QTY |
| 8' FLAT | AAB-006-00080 | CONVEYOR SHIELD FOR 8' (DRUM SIDE) HDPE BLACK | 1 |
| 9'2" FLAT | AAB-006-00075 | CONVEYOR SHIELD FOR 9'2" (DRUM SIDE) HDPE BLACK | 1 |

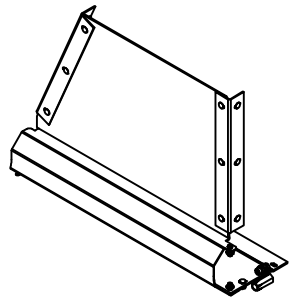
NOTE : DRUM SHIELDS ARE THE SAME ON BOTH SIDES FOR BOTH 8' AND 9'2" FLAT CONVEYORS

| FLAT CONVEYOR FINAL ASSEMBLY COMPONENTS 5000 SERIES - SHIELD BRACE | | | |
|--|---------------|--------------|-----|
| MODEL | PART NUMBER | DESCRIPTION | QTY |
| ALL | AAA-006-00078 | SHIELD BRACE | 2 |

| FLAT CONVEYOR FINAL ASSEMBLY COMPONENTS 5000 SERIES - CONVEYOR SHIELD | | | |
|---|---------------|---|-----|
| MODEL | PART NUMBER | DESCRIPTION | QTY |
| 8' FLAT | AAB-006-00080 | CONVEYOR SHIELD FOR 8' (DRUM SIDE) HDPE BLACK | 1 |
| 9'2" FLAT | AAB-006-00075 | CONVEYOR SHIELD FOR 9'2" (DRUM SIDE) HDPE BLACK | 1 |

| FLAT CONVEYOR FINAL ASSEMBLY COMPONENTS 5000 SERIES - CORNER ANGLE | | | |
|--|---------------|-------------------------------|-----|
| MODEL | PART NUMBER | DESCRIPTION | QTY |
| RTH OR LTH FLATS | AAA-006-01064 | CORNER ANGLE FOR CNVR SHIELDS | 1 |

| FLAT CONVEYOR FINAL ASSEMBLY COMPONENTS 5000 SERIES - UNDERSHIELD | | | |
|---|---------------|------------------|-----|
| MODEL | PART NUMBER | DESCRIPTION | QTY |
| RTH OR LTH FLATS | AAB-006-00095 | POLY UNDERSHIELD | 1 |



NOTE : BOOT KIT FOR 5000 SERIES 8' OR 9'2" FLAT CONVEYORS AVAILABLE AS AAA-006-01066 AND COMES WITH COMPONENTS SHOWN IN DRAWING ABOVE. THIS KIT INCLUDES THE ADAPTOR FITTING AND CHECK VALVE NEEDED FOR SINGLE LTH OR RTH SIDE DISCHARGE. (NOT NEEDED FOR DUAL)

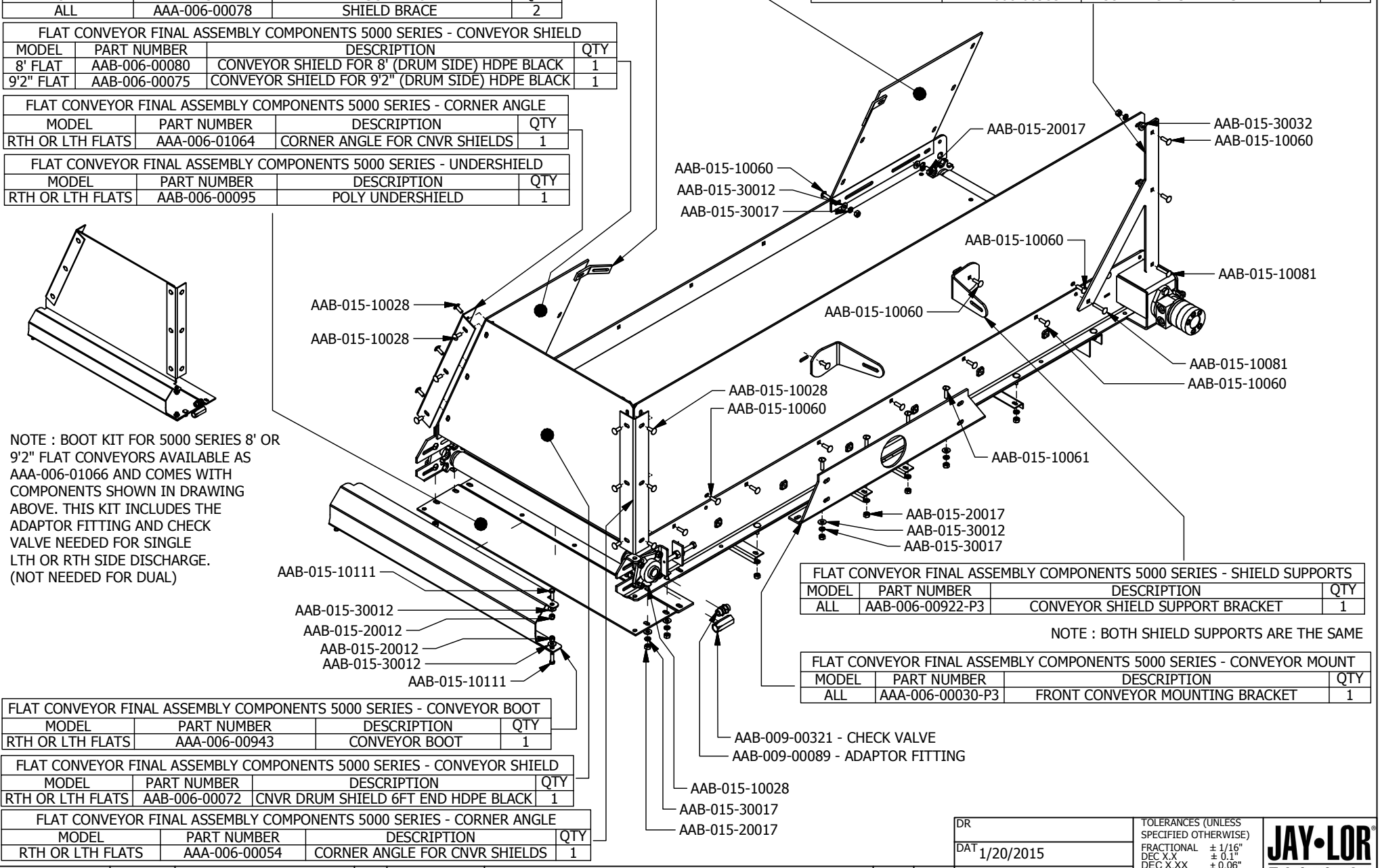
| FLAT CONVEYOR FINAL ASSEMBLY COMPONENTS 5000 SERIES - CONVEYOR BOOT | | | |
|---|---------------|---------------|-----|
| MODEL | PART NUMBER | DESCRIPTION | QTY |
| RTH OR LTH FLATS | AAA-006-00943 | CONVEYOR BOOT | 1 |

| FLAT CONVEYOR FINAL ASSEMBLY COMPONENTS 5000 SERIES - CONVEYOR SHIELD | | | |
|---|---------------|-------------------------------------|-----|
| MODEL | PART NUMBER | DESCRIPTION | QTY |
| RTH OR LTH FLATS | AAB-006-00072 | CNVR DRUM SHIELD 6FT END HDPE BLACK | 1 |

| FLAT CONVEYOR FINAL ASSEMBLY COMPONENTS 5000 SERIES - CORNER ANGLE | | | |
|--|---------------|-------------------------------|-----|
| MODEL | PART NUMBER | DESCRIPTION | QTY |
| RTH OR LTH FLATS | AAA-006-00054 | CORNER ANGLE FOR CNVR SHIELDS | 1 |

| FLAT CONVEYOR FINAL ASSEMBLY 5000 SERIES - ASSEMBLY PART NUMBERS | | | |
|--|---------------|-----------------------------|-----|
| MODEL | PART NUMBER | DESCRIPTION | QTY |
| 8' FLAT | AAA-006-01025 | 8' FLAT CONVEYOR ASSEMBLY | 1 |
| 9'2" FLAT | AAA-006-00983 | 9'2" FLAT CONVEYOR ASSEMBLY | 1 |

| FLAT CONVEYOR FINAL ASSEMBLY COMPONENTS 5000 SERIES - SHIELD STIFFENER | | | |
|--|---------------|---------------------------|-----|
| MODEL | PART NUMBER | DESCRIPTION | QTY |
| ALL | AAA-006-00953 | CONVEYOR SHIELD STIFFENER | 1 |



| FLAT CONVEYOR FINAL ASSEMBLY COMPONENTS 5000 SERIES - SHIELD SUPPORTS | | | |
|---|------------------|---------------------------------|-----|
| MODEL | PART NUMBER | DESCRIPTION | QTY |
| ALL | AAB-006-00922-P3 | CONVEYOR SHIELD SUPPORT BRACKET | 1 |

NOTE : BOTH SHIELD SUPPORTS ARE THE SAME

| FLAT CONVEYOR FINAL ASSEMBLY COMPONENTS 5000 SERIES - CONVEYOR MOUNT | | | |
|--|------------------|---------------------------------|-----|
| MODEL | PART NUMBER | DESCRIPTION | QTY |
| ALL | AAA-006-00030-P3 | FRONT CONVEYOR MOUNTING BRACKET | 1 |

| | | |
|---------------|---|-----------------------------------|
| DR | TOLERANCES (UNLESS SPECIFIED OTHERWISE) | JAY-LOR Fabricating Inc |
| DAT 1/20/2015 | FRACTIONAL ± 1/16" | |
| MAT | DEC XXX ± 0.1" | |
| | DEC XXX ± 0.06" | |
| | DEC XXX ± 0.031" | |
| | ANGULAR ± 0.5° | |

| FLAT CONVEYOR FINAL ASSEMBLY COMPONENTS 5000 SERIES - CONVEYOR SHIELD | | | |
|---|---------------|------------------------------------|-----|
| MODEL | PART NUMBER | DESCRIPTION | QTY |
| 8' FLAT | AAB-006-00079 | CNVR SHIELD 8FT FRT HDPE BLACK | 1 |
| 9'2" FLAT | AAB-006-00076 | CNVR SHIELD 9FT 2IN FRT HDPE BLACK | 1 |

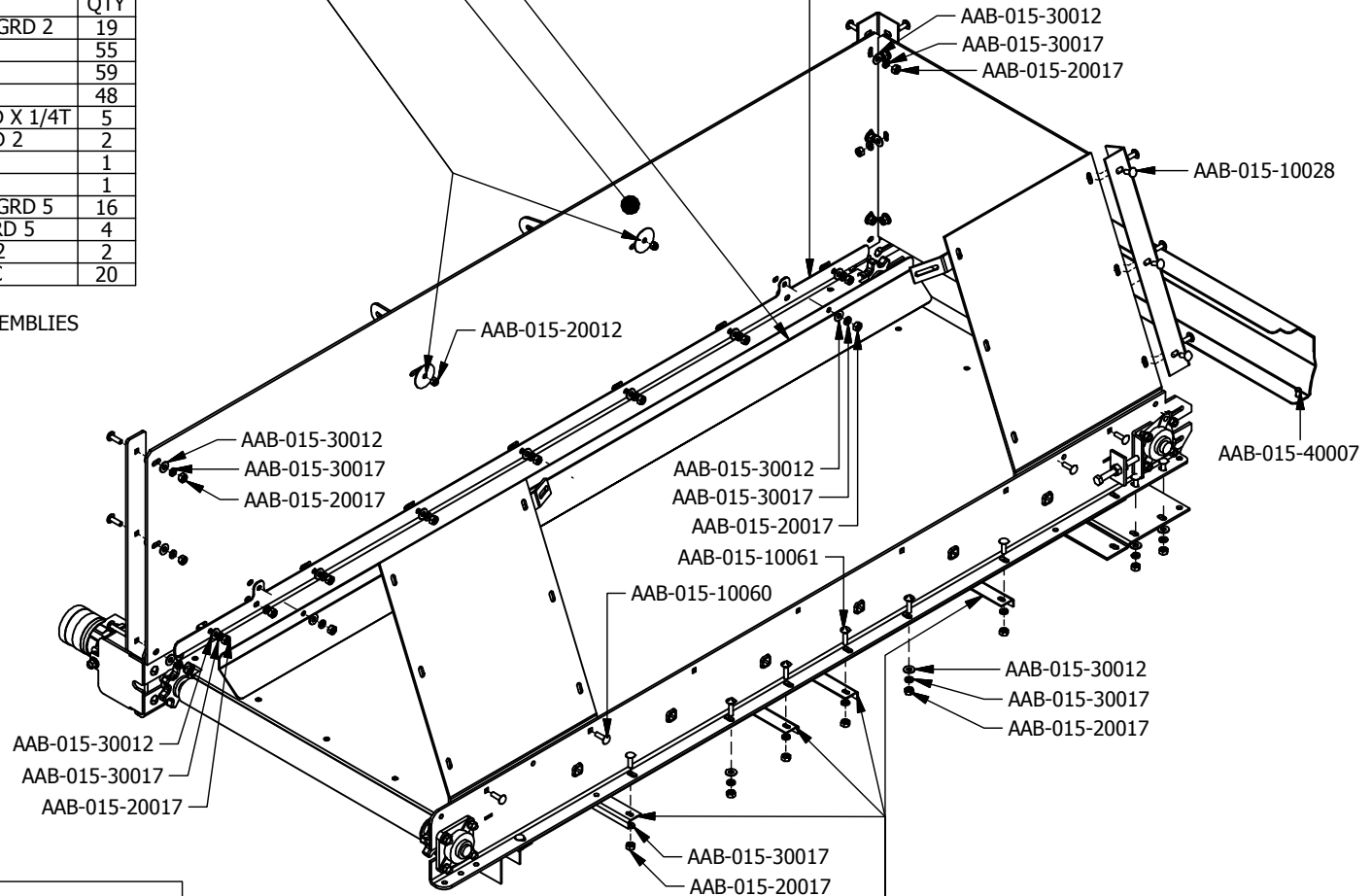
| FLAT CONVEYOR FINAL ASSEMBLY COMPONENTS 5000 SERIES - SHIELD WASHER | | | |
|---|---------------|------------------------|-----|
| MODEL | PART NUMBER | DESCRIPTION | QTY |
| ALL | AAB-015-30042 | CONVEYOR SHIELD WASHER | 2 |

| 8' FLAT ASSEMBLY HARDWARE | | | |
|---------------------------|---------------|---------------------------------------|-----|
| MODEL | PART NUMBER | DESCRIPTION | QTY |
| 8' FLAT | AAB-015-10060 | CARRIAGE BOLT 3/8 X 1-1/4 UNC GRD 2 | 19 |
| 8' FLAT | AAB-015-30017 | LOCK WASHER 3/8 | 55 |
| 8' FLAT | AAB-015-20017 | HEX NUT 3/8 UNC GRD 2 | 59 |
| 8' FLAT | AAB-015-30012 | FLAT WASHER 3/8 USS | 48 |
| 8' FLAT | AAB-015-30032 | WASHER BLACK NYLON 3/8ID X 1OD X 1/4T | 5 |
| 8' FLAT | AAB-015-20012 | HEX NUT 3/8 LOCK NYLON GRD 2 | 2 |
| 8' FLAT | AAB-015-40007 | PIN 3/8 X 7/8 PLT | 1 |
| 8' FLAT | AAB-015-40005 | PIN CLIP 1/16 X 1-5/8 | 1 |
| 8' FLAT | AAB-015-10061 | CARRIAGE BOLT 3/8 X 1-1/2 UNC GRD 5 | 16 |
| 8' FLAT | AAB-015-10081 | CARRIAGE BOLT 3/8 X 2 UNC GRD 5 | 4 |
| 8' FLAT | AAB-015-10056 | HEX BOLT 3/8 X 1 UNC GRD 2 | 2 |
| 8' FLAT | AAB-015-10028 | CARRIAGE BOLT 3/8 X 1 UNC | 20 |

NOTE : SOME HARDWARE USED ON 9'2" FLAT CONVEYOR ASSEMBLIES MAY NOT MATCH WHAT IS SHOWN IN DRAWING

| FLAT CONVEYOR FINAL ASSEMBLY COMPONENTS 5000 SERIES - CHAIN COVER / GUARD | | | |
|---|---------------|-----------------------------------|-----|
| MODEL | PART NUMBER | DESCRIPTION | QTY |
| 8' FLAT | AAA-006-01047 | CONVEYOR 8FT FLAT CHAIN COVER | 1 |
| 9'2" FLAT | AAA-006-01049 | CONVEYOR 9FT 2IN FLAT CHAIN COVER | 1 |

| FLAT CONVEYOR FINAL ASSEMBLY COMPONENTS 5000 SERIES - CHAIN COVER | | | |
|---|---------------|---|-----|
| MODEL | PART NUMBER | DESCRIPTION | QTY |
| 8' FLAT | AAA-006-01030 | CONVEYOR 8FT FLAT CHAIN COVER BRACKET | 1 |
| 9'2" FLAT | AAA-006-00980 | CONVEYOR 9FT 2IN FLAT CHAIN COVER BRACKET | 1 |



| 9'2" FLAT ASSEMBLY HARDWARE | | | |
|-----------------------------|---------------|---------------------------------------|-----|
| MODEL | PART NUMBER | DESCRIPTION | QTY |
| 9'2" FLAT | AAB-015-10060 | CARRIAGE BOLT 3/8 X 1-1/4 UNC GRD 2 | 20 |
| 9'2" FLAT | AAB-015-30017 | LOCK WASHER 3/8 | 42 |
| 9'2" FLAT | AAB-015-20017 | HEX NUT 3/8 UNC GRD 2 | 46 |
| 9'2" FLAT | AAB-015-30012 | FLAT WASHER 3/8 USS | 40 |
| 9'2" FLAT | AAB-015-30032 | WASHER BLACK NYLON 3/8ID X 1OD X 1/4T | 4 |
| 9'2" FLAT | AAB-015-20012 | HEX NUT 3/8 LOCK NYLON GRD 2 | 4 |
| 9'2" FLAT | AAB-015-40007 | PIN 3/8 X 7/8 PLT | 1 |
| 9'2" FLAT | AAB-015-40005 | PIN CLIP 1/16 X 1-5/8 | 1 |
| 9'2" FLAT | AAB-015-10061 | CARRIAGE BOLT 3/8 X 1-1/2 UNC GRD 5 | 11 |
| 9'2" FLAT | AAB-015-10111 | HEX BOLT 3/8 X 1-1/4 UNC GRD 5 | 2 |
| 9'2" FLAT | AAB-015-10028 | BOLT CARRIAGE 3/8 X 1 UNC | 17 |

| FLAT CONVEYOR FINAL ASSEMBLY COMPONENTS 5000 SERIES - SUPPORT ANGLE | | | |
|---|---------------|----------------------------------|-----|
| MODEL | PART NUMBER | DESCRIPTION | QTY |
| ALL | AAA-006-00406 | SUPPORT ANGLE FOR CNVR UNDERSIDE | 4 |

UNITS PAPER A SHEET 2 OF 2 R# DATE DESCRIPTION DR CK

TITLE FLAT CONVEYOR FINAL ASSEMBLY COMPONENTS 5000 SERIES MIXERS

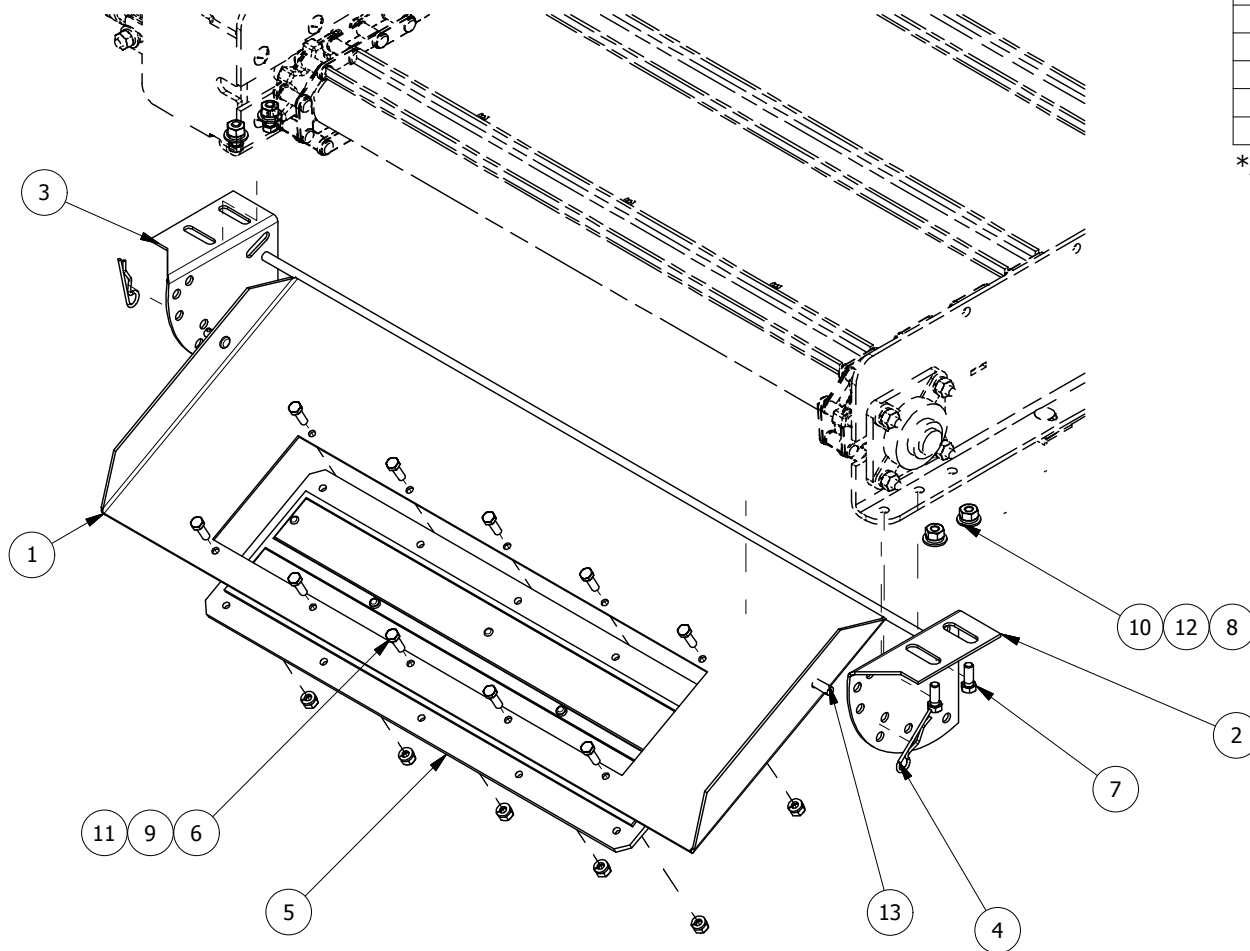
FILE NO AAA-054-00228.idw

| | | |
|---|---|-----------------------------------|
| DR | TOLERANCES (UNLESS SPECIFIED OTHERWISE) | JAY-LOR Fabricating Inc |
| DAT 1/20/2015 | FRACTIONAL ± 1/16" | |
| MAT | DEC X.X ± 0.1" | |
| | DEC X.XXX ± 0.06" | |
| | DEC X.XXX ± 0.031" | |
| | ANGULAR ± 0.5° | |
| CONFIDENTIAL: THESE DRAWINGS AND COPIES THEREOF REMAIN THE PROPERTY OF JAY-LOR FABRICATING INC. ANY PERSON FOUND UNLAWFULLY USING, DISTRIBUTING, OR IN POSSESSION OF THE ABOVE WILL BE PROSECUTED | | |

Parts List

| ITEM | PART NUMBER | TITLE | QTY |
|------|---------------|-----------------------------|-----|
| 1 | AAA-006-00015 | CHUTE WELDMNT | 1 |
| 2 | AAA-006-00224 | MAGNET CHUTE MNT LTH | 1 |
| 3 | AAA-006-00225 | MAGNET CHUTE MNT RTH | 1 |
| 4 | AAB-001-00019 | PIN HTCH CLIP 1/8 X 2-9/16 | 2 |
| 5 | AAB-006-00035 | MAGNET PLATE 25 X 8 X 1 | 1 |
| 6 | AAB-015-10036 | BOLT HEX 5/16 X 1 UNC GRD 5 | 10 |
| 7 | AAB-015-10056 | BOLT HEX 3/8 X 1 UNC GRD 2 | 4 |
| 8 | AAB-015-20017 | NUT HEX 3/8 UNC GRD 2 | 4 |
| 9 | AAB-015-20020 | NUT HEX 5/16 UNC GRD 2 | 10 |
| 10 | AAB-015-30012 | WSHR FLAT 3/8 USS | 4 |
| 11 | AAB-015-30016 | WSHR LOCK 5/16 | 10 |
| 12 | AAB-015-30017 | WSHR LOCK 3/8 | 4 |
| 13 | AAB-015-40007 | PIN 3/8 X 7/8 PLT | 2 |

*All parts available as a kit, part #AAA-006-00545



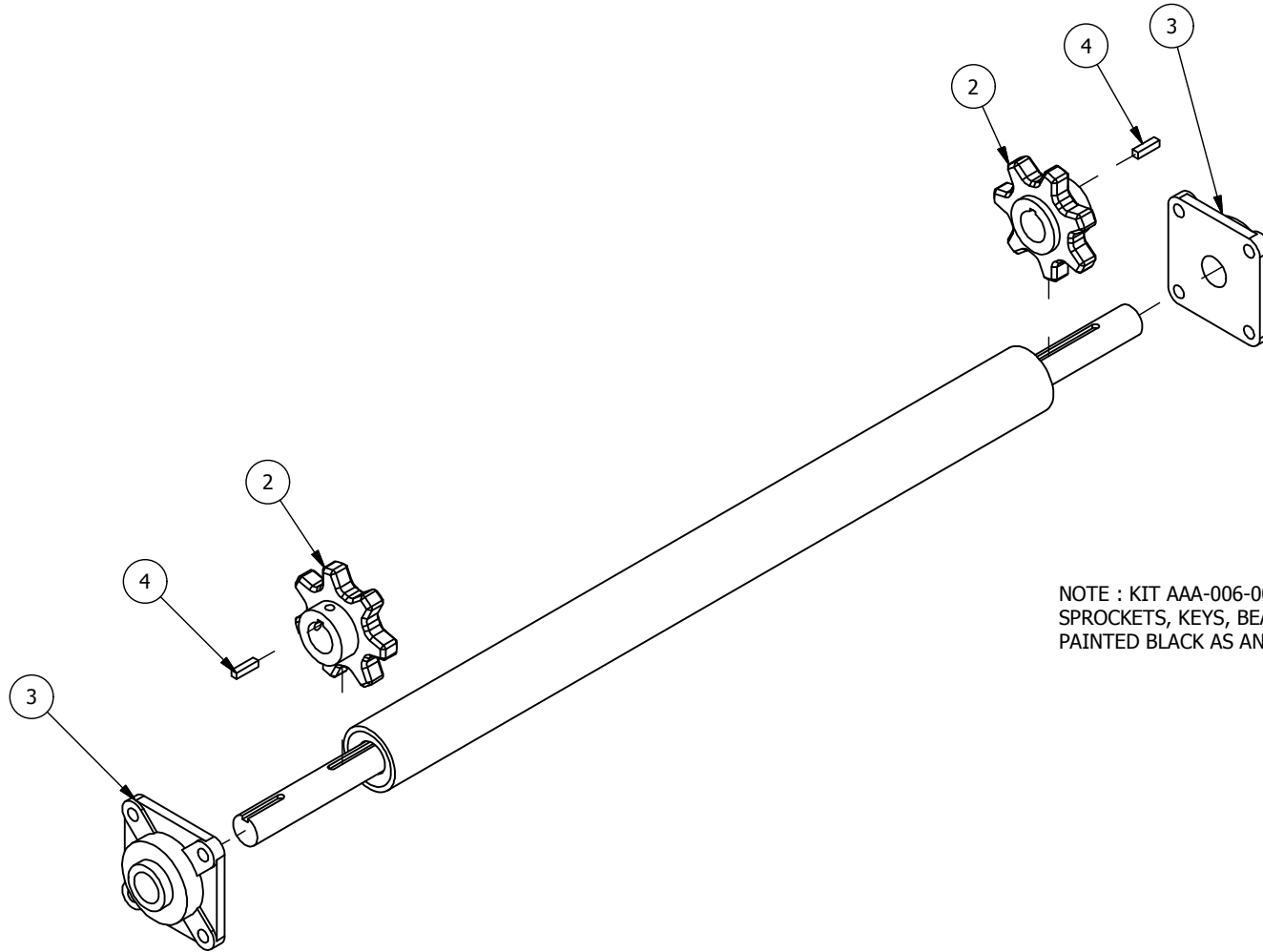
| | | | |
|-----|-----------|---|------------------------------------|
| DR | JET | TOLERANCES (UNLESS SPECIFIED OTHERWISE) FRACTIONAL ± 1/16" DEC X.X ± 0.1" DEC X.XX ± 0.06" DEC X.XXX ± 0.031" ANGULAR ± 0.5° | JAY•LOR® Fabricating Inc |
| DAT | 1/19/2015 | | |
| MAT | | | |

| | | | | | | | |
|------------------------|---------|--------------|----|------|-------------|---------|-------------------|
| UNITS | PAPER A | SHEET 1 OF 1 | R# | DATE | DESCRIPTION | DR | CK |
| TITLE KIT MAGNET CHUTE | | | | | | FILE NO | AAA-054-00231.idw |

CONFIDENTIAL: THESE DRAWINGS AND COPIES THEREOF REMAIN THE PROPERTY OF JAY-LOR FABRICATING INC. ANY PERSON FOUND UNLAWFULLY USING, DISTRIBUTING, OR IN POSSESSION OF THE ABOVE WILL BE PROSECUTED

| Parts List | | | |
|------------|---------------|---------------------|-----|
| ITEM | PART NUMBER | TITLE | QTY |
| 2 | AAB-006-00013 | CAST SPROCKET KEYED | 2 |
| 3 | AAB-006-00009 | FLNG BRNG 1-1/8 ID | 2 |
| 4 | AAB-006-00030 | SHEAR KEY 1/4 X 1 | 2 |

*AVAILABLE AS KIT PART #AAA-006-00617-P3



NOTE : KIT AAA-006-00617-P3 INCLUDES BOTH SPROCKETS, KEYS, BEARINGS AND SHAFT PAINTED BLACK AS AN ASSEMBLY

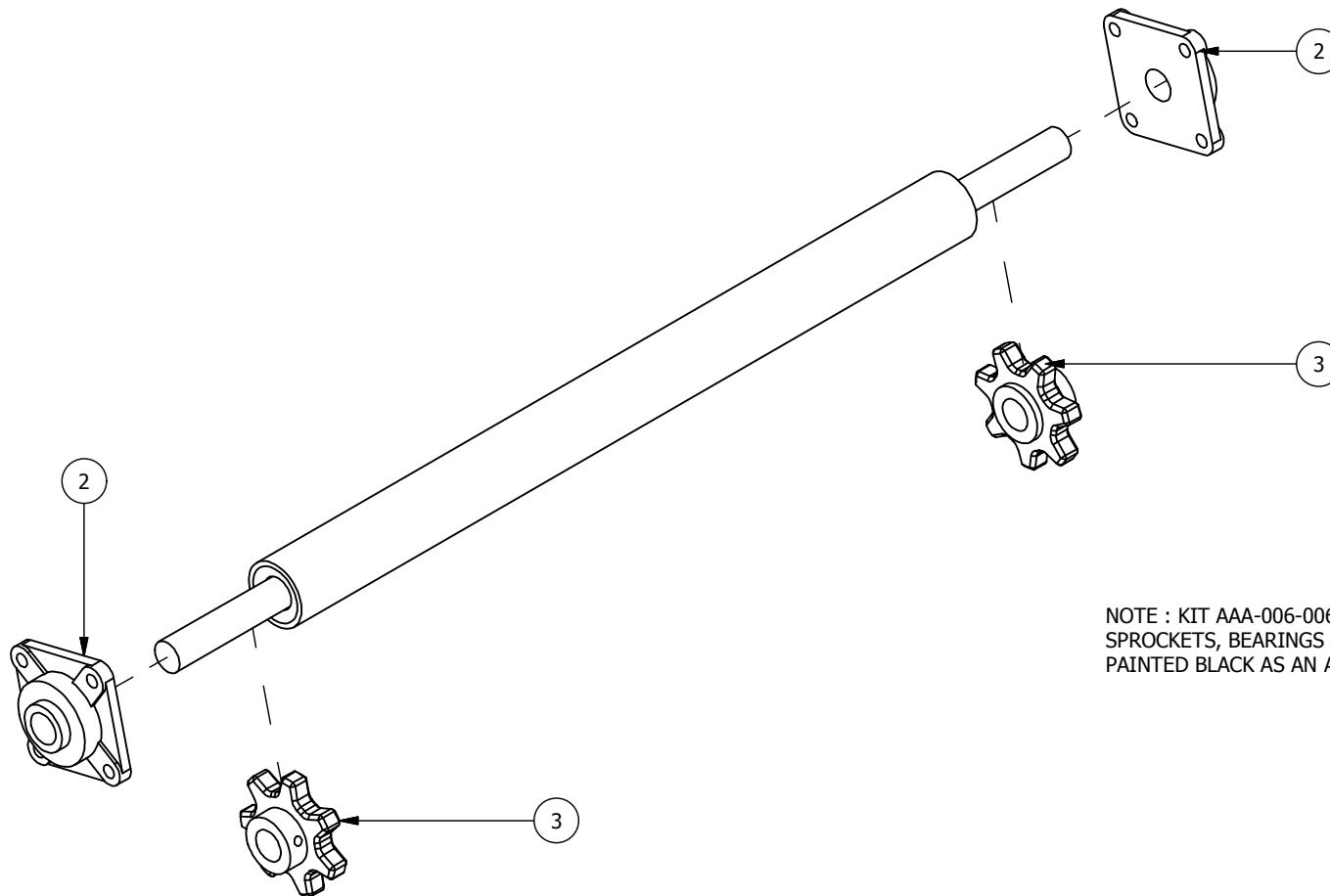
| | | | |
|-----|-----------|---|-----------------------------------|
| DR | LMV | TOLERANCES (UNLESS SPECIFIED OTHERWISE) FRACTIONAL ± 1/16" DEC X.X ± 0.1" DEC X.XX ± 0.06" DEC X.XXX ± 0.031" ANGULAR ± 0.5° | JAY•LOR Fabricating Inc |
| DAT | 1/19/2015 | | |
| MAT | | | |

| | | | | | | | |
|----------------------------|---------|--------------|----|------|-------------|---------------------------|----|
| UNITS | PAPER A | SHEET 1 OF 1 | R# | DATE | DESCRIPTION | DR | CK |
| TITLE CNVR DRIVESHAFT ASSY | | | | | | FILE NO AAA-054-00232.idw | |

CONFIDENTIAL: THESE DRAWINGS AND COPIES THEREOF REMAIN THE PROPERTY OF JAY-LOR FABRICATING INC. ANY PERSON FOUND UNLAWFULLY USING, DISTRIBUTING, OR IN POSSESSION OF THE ABOVE WILL BE PROSECUTED

| Parts List | | | |
|------------|---------------|---------------------------------------|-----|
| ITEM | PART NUMBER | TITLE | QTY |
| 2 | AAB-006-00009 | FLNG BRNG 1-1/8 ID | 2 |
| 3 | AAB-006-00011 | CAST SPROCKET WITH SET SCRW FOR IDLER | 2 |

*AVAILABLE AS KIT PART # AAA-006-00618-P3

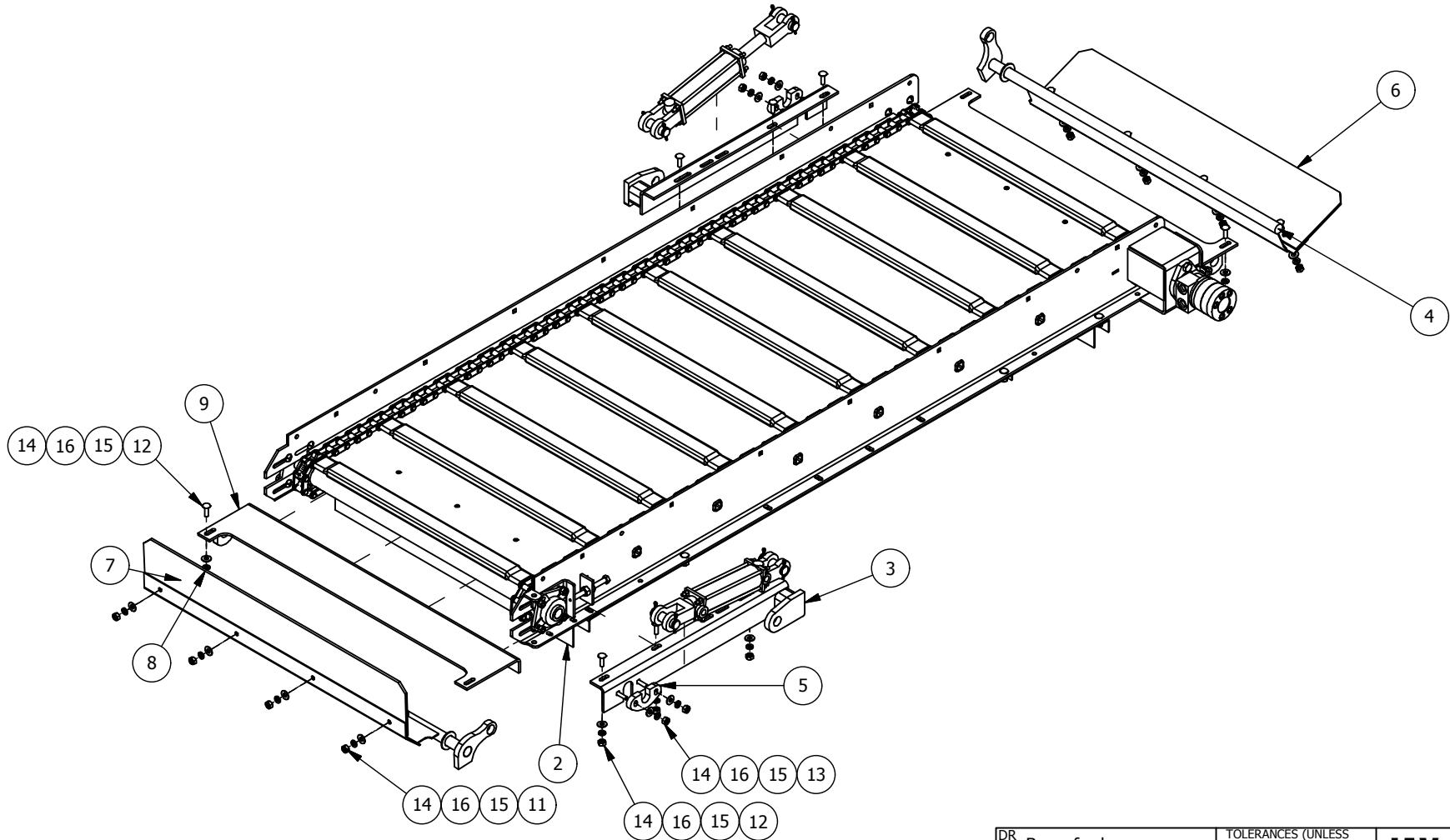


NOTE : KIT AAA-006-00618-P3 INCLUDES BOTH SPROCKETS, BEARINGS AND SHAFT PAINTED BLACK AS AN ASSEMBLY

| | | | | | | | | | | | | | | | | | | | | | | | | | | | |
|-----------------------------|-----------|---|----|------|-------------|---------------------------|----|---|----|-----|---|-----|-----------|-----|--|---|------------|---------|---------|--------|----------|---------|-----------|----------|---------|--------|--|
| UNITS | PAPER A | SHEET 1 OF 1 | R# | DATE | DESCRIPTION | DR | CK | <table border="1"> <tr> <td>DR</td> <td>LMV</td> <td rowspan="3">TOLERANCES (UNLESS SPECIFIED OTHERWISE)</td> </tr> <tr> <td>DAT</td> <td>1/19/2015</td> </tr> <tr> <td>MAT</td> <td></td> </tr> </table> | DR | LMV | TOLERANCES (UNLESS SPECIFIED OTHERWISE) | DAT | 1/19/2015 | MAT | | <table border="1"> <tr> <td>FRACTIONAL</td> <td>± 1/16"</td> </tr> <tr> <td>DEC X.X</td> <td>± 0.1"</td> </tr> <tr> <td>DEC X.XX</td> <td>± 0.06"</td> </tr> <tr> <td>DEC X.XXX</td> <td>± 0.031"</td> </tr> <tr> <td>ANGULAR</td> <td>± 0.5°</td> </tr> </table> | FRACTIONAL | ± 1/16" | DEC X.X | ± 0.1" | DEC X.XX | ± 0.06" | DEC X.XXX | ± 0.031" | ANGULAR | ± 0.5° | JAY•LOR <i>Fabricating Inc</i> |
| DR | LMV | TOLERANCES (UNLESS SPECIFIED OTHERWISE) | | | | | | | | | | | | | | | | | | | | | | | | | |
| DAT | 1/19/2015 | | | | | | | | | | | | | | | | | | | | | | | | | | |
| MAT | | | | | | | | | | | | | | | | | | | | | | | | | | | |
| FRACTIONAL | ± 1/16" | | | | | | | | | | | | | | | | | | | | | | | | | | |
| DEC X.X | ± 0.1" | | | | | | | | | | | | | | | | | | | | | | | | | | |
| DEC X.XX | ± 0.06" | | | | | | | | | | | | | | | | | | | | | | | | | | |
| DEC X.XXX | ± 0.031" | | | | | | | | | | | | | | | | | | | | | | | | | | |
| ANGULAR | ± 0.5° | | | | | | | | | | | | | | | | | | | | | | | | | | |
| TITLE CNVR IDLER SHAFT ASSY | | | | | | FILE NO AAA-054-00233.idw | | CONFIDENTIAL: THESE DRAWINGS AND COPIES THEREOF REMAIN THE PROPERTY OF JAY-LOR FABRICATING INC. ANY PERSON FOUND UNLAWFULLY USING, DISTRIBUTING, OR IN POSSESSION OF THE ABOVE WILL BE PROSECUTED | | | | | | | | | | | | | | | | | | | |

| Parts List | | | | Parts List | | | | Parts List | | | |
|------------|---------------|---|-----|------------|---------------|--|-----|------------|---------------|-------------------------------------|-----|
| ITE | PART NUMBER | TITLE | QTY | ITE | PART NUMBER | TITLE | QTY | ITE | PART NUMBER | TITLE | QTY |
| 1 | AAA-006-00408 | SUPT ANGLE AND RUBR SHIELD MNT FOR FLAT CNVR 1/8T | 1 | 6 | AAA-006-00503 | DROP BOOT END SHIELD HDPE 0.22T | 1 | 11 | AAB-015-10028 | BOLT CARRIAGE 3/8 X 1 UNC | 12 |
| 2 | AAA-006-00410 | RUBR FLAP FOR UNDERSIDE OF CNVR | 1 | 7 | AAA-006-01054 | DROP BOOT WELDMNT IDLER SHAFT SIDE 5000 SERIES | 1 | 12 | AAB-015-10060 | BOLT CARRIAGE 3/8 X 1-1/4 UNC GRD 2 | 12 |
| 3 | AAA-006-00485 | DROP BOOT LOWER CYDR MNT WELDMNT | 2 | 8 | AAA-006-01055 | DROP BOOT END SHIELD HDPE 0.22T | 1 | 13 | AAB-015-10061 | BOLT CARRIAGE 3/8 X 1-1/2 UNC GRD 5 | 4 |
| 4 | AAA-006-00487 | DROP BOOT WELDMNT | 1 | 9 | AAA-006-01057 | DROP BOOT LOWER SHIELD WELDMNT 5000 SERIES | 2 | 14 | AAB-015-20017 | NUT HEX 3/8 UNC GRD 2 | 28 |
| 5 | AAA-006-00500 | DROP BOOT LOCK PLT 5/8T | 2 | 10 | AAA-009-00161 | KIT FIT AND HOSE DUAL CNVR DROP BOOT | 1 | 15 | AAB-015-30012 | WSHR FLAT 3/8 USS | 28 |
| | | | | | | | | 16 | AAB-015-30017 | WSHR LOCK 3/8 | 28 |

*Available as a kit, part #AAA-006-01058



| | | | |
|-----|-----------|---|-----------------------------------|
| DR | Bcrawford | TOLERANCES (UNLESS SPECIFIED OTHERWISE) FRACTIONAL ± 1/16" DEC X.X ± 0.1" DEC X.XX ± 0.06" DEC X.XXX ± 0.031" ANGULAR ± 0.5° | JAY•LOR Fabricating Inc |
| DAT | 1/19/2015 | | |
| MAT | | | |

| | | | | | | | |
|--|---------|--------------|----|------|-------------|---------|-------------------|
| UNITS | PAPER A | SHEET 1 OF 1 | R# | DATE | DESCRIPTION | DR | CK |
| TITLE DUAL CNVR DROP BOOT ASSY 5000 SERIES | | | | | | FILE NO | AAA-054-00234.idw |

CONFIDENTIAL: THESE DRAWINGS AND COPIES THEREOF REMAIN THE PROPERTY OF JAY-LOR FABRICATING INC. ANY PERSON FOUND UNLAWFULLY USING, DISTRIBUTING, OR IN POSSESSION OF THE ABOVE WILL BE PROSECUTED

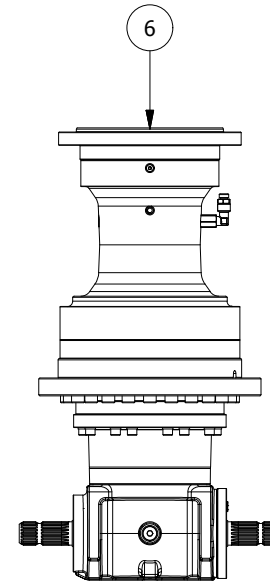
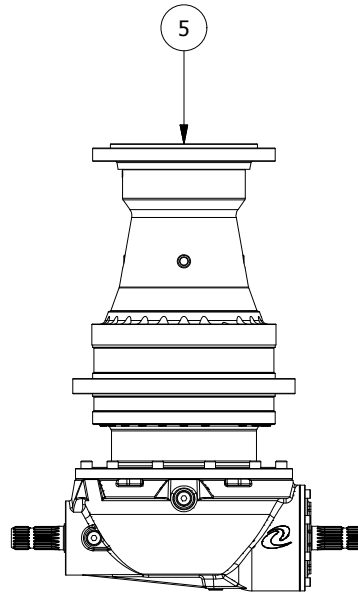
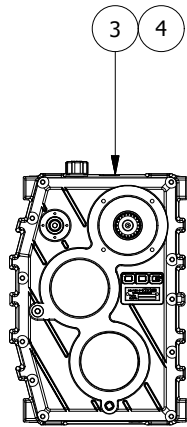
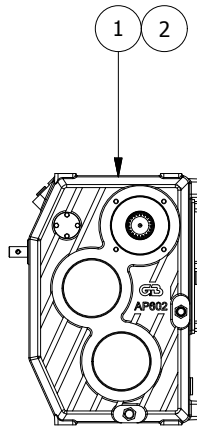
L. 007 – DRIVELINE / GEARBOX PARTS**Drawing Number Reference Chart:**

| Part | Model | | | |
|-------------------------------------|------------------|--------|---------|---------|
| | 5750HD | 5850HD | 51000HD | 51250HD |
| Gearbox Reference Chart | AAA-054-00242 | | | |
| 2-Speed Gearbox AP602 (1.3:1)(1:1) | AAA-007-00832-P3 | | | |
| 2-Speed Gearbox AP602 (1.8:1)(1:1) | AAA-007-00833-P3 | | | |
| 2-Speed Gearbox ODG (1.3:1 & 1.8:1) | AAA-054-00478 | | | |
| Standard Driveline | AAA-054-00150 | | | |
| Driveline with 2-Speed | AAA-054-00153 | | | |
| 2-Speed Remote Shifter | AAA-054-00180 | | | |
| Lower Planetary Kit (1603) | AAA-054-00181 | | | |
| Input / Output Seals (1602-1603) | AAA-054-00182 | | | |
| Upper Planetary Kit (1602-1603) | AAA-054-00183 | | | |
| Gearbox PTO | AAA-054-00193 | | | |
| Standard PTOs | AAA-054-00195 | | | |
| | AAA-054-00196 | | | |
| | AAA-054-00341 | | | |
| CV PTOs | AAA-054-00336 | | | |
| | AAA-054-00338 | | | |
| | AAA-054-00339 | | | |
| | AAA-054-00340 | | | |
| Bearing and Seal Kit (1602-1603) | AAA-054-00197 | | | |
| ECS2013 Gearbox Hardware | AAA-054-00273 | | | |
| ECS2013 Gearbox | AAA-054-00286 | | | |
| ECS2013 Bevel Gear | AAA-054-00287 | | | |
| ECS2013 Reduction Stage EM1065 | AAA-054-00288 | | | |
| ECS2013 Reduction Stage E200 | AAA-054-00289 | | | |
| ECS2013 Output Support | AAA-054-00290 | | | |

Parts List

| ITEM | PART NUMBER | TITLE | QTY |
|------|------------------|--|-----|
| 1 | AAA-007-00832-P3 | GRBX 2 SPD 1.3:1 AP602 | 1 |
| 2 | AAA-007-00833-P3 | GRBX 2 SPD 1.8:1 AP602 | 1 |
| 3 | AAA-007-00916-P3 | GRBX 2 SPD 1.3:1 ODG | 1 |
| 4 | AAA-007-00917-P3 | GRBX 2 SPD 1.8:1 ODG | 1 |
| 5 | AAB-007-00677 | GRBX PGA 1603B/ 25.89:1/ 1-3/4 Z20/ TOP BREATHER | 1 |
| 6 | AAB-007-00795 | ECS 2013 BREVINI 25KNM GRBX 24.3:1 | 1 |

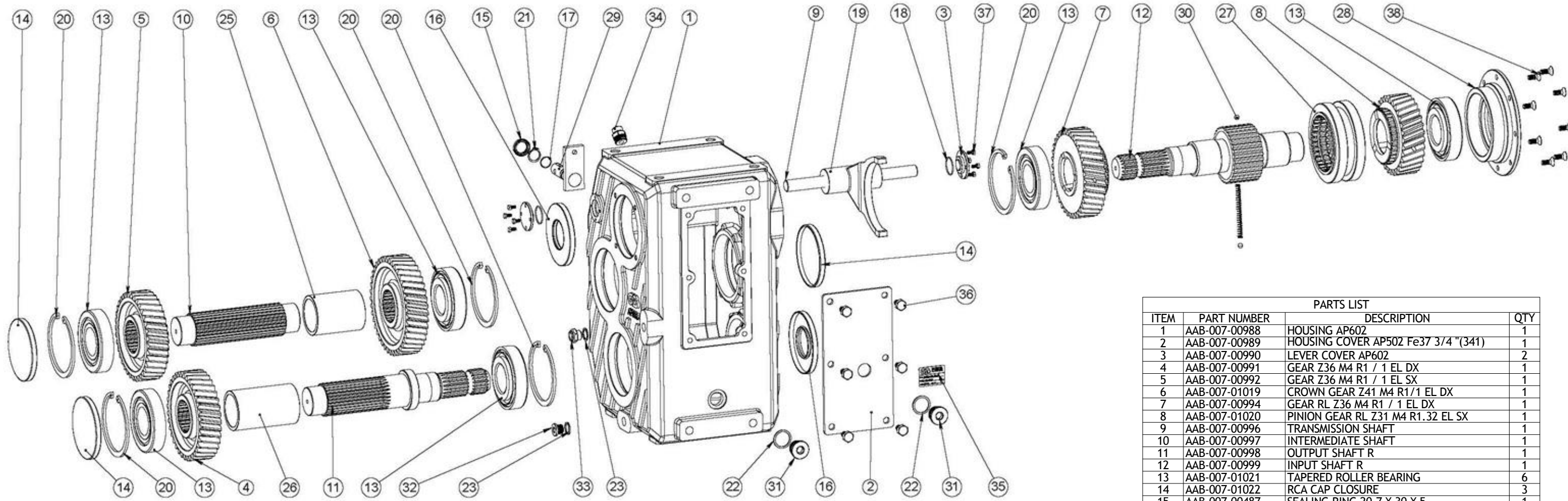
GEARBOX MODELS



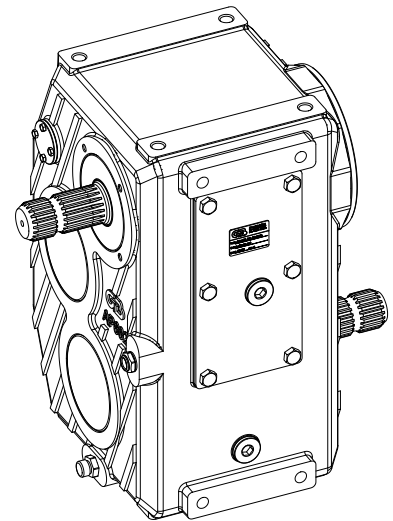
| | | | | | | |
|--|--------------|----|------|-----------------------------|----|----|
| VIEW REP : | SHEET 1 OF 1 | R# | DATE | DESCRIPTION | DR | CK |
| TITLE : GEARBOX REFERENCE CHART (5000 SERIES HD) | | | | FILE NO : AAA-054-00242.idw | | |

| | | |
|------------------|---|--|
| DRWN : CDiRamio | TOLERANCES (UNLESS SPECIFIED OTHERWISE) FRACTIONAL ± 1/16" DEC X.X ± 0.1" DEC X.XX ± 0.06" DEC X.XXX ± 0.031" ANGULAR ± 0.5° | |
| DATE : 6/27/2016 | | |
| MAT : | | |

CONFIDENTIAL: THESE DRAWINGS AND COPIES THEREOF REMAIN THE PROPERTY OF JAY-LOR FABRICATING INC. ANY PERSON FOUND UNLAWFULLY USING, DISTRIBUTING, OR IN POSSESSION OF THE ABOVE WILL BE PROSECUTED



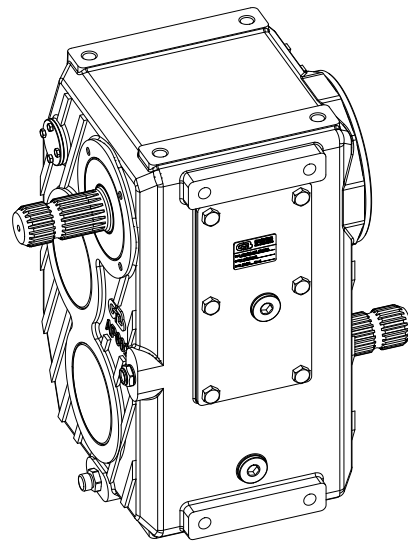
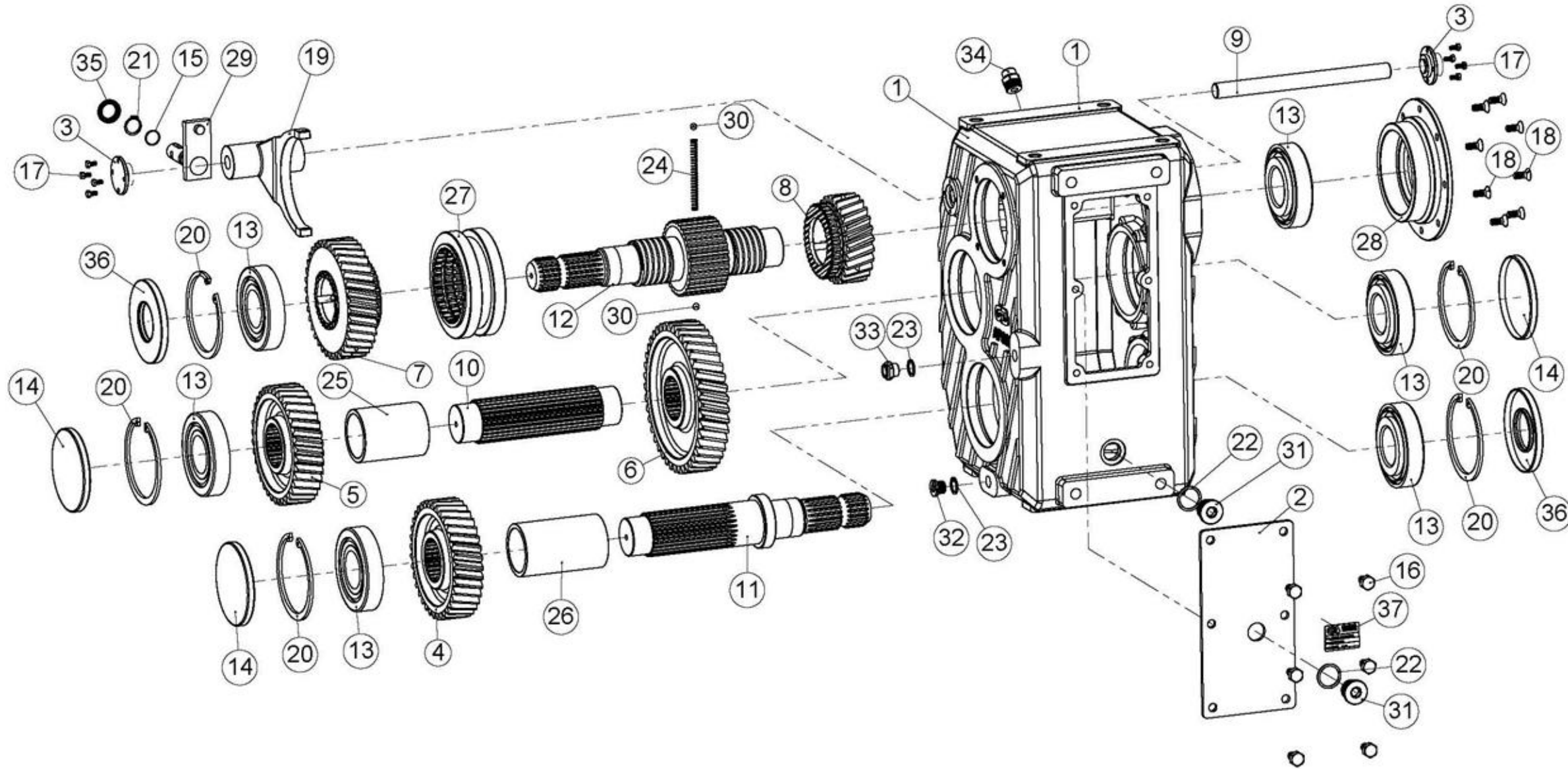
| PARTS LIST | | | |
|------------|---------------|-------------------------------------|-----|
| ITEM | PART NUMBER | DESCRIPTION | QTY |
| 1 | AAB-007-00988 | HOUSING AP602 | 1 |
| 2 | AAB-007-00989 | HOUSING COVER AP502 Fe37 3/4" (341) | 1 |
| 3 | AAB-007-00990 | LEVER COVER AP602 | 2 |
| 4 | AAB-007-00991 | GEAR Z36 M4 R1 / 1 EL DX | 1 |
| 5 | AAB-007-00992 | GEAR Z36 M4 R1 / 1 EL SX | 1 |
| 6 | AAB-007-01019 | CROWN GEAR Z41 M4 R1/1 EL DX | 1 |
| 7 | AAB-007-00994 | GEAR RL Z36 M4 R1 / 1 EL DX | 1 |
| 8 | AAB-007-01020 | PINION GEAR RL Z31 M4 R1.32 EL SX | 1 |
| 9 | AAB-007-00996 | TRANSMISSION SHAFT | 1 |
| 10 | AAB-007-00997 | INTERMEDIATE SHAFT | 1 |
| 11 | AAB-007-00998 | OUTPUT SHAFT R | 1 |
| 12 | AAB-007-00999 | INPUT SHAFT R | 1 |
| 13 | AAB-007-01021 | TAPERED ROLLER BEARING | 6 |
| 14 | AAB-007-01022 | RCA CAP CLOSURE | 3 |
| 15 | AAB-007-00487 | SEALING RING 20.7 X 30 X 5 | 1 |
| 16 | AAB-007-00777 | SEALING RING 7.50 X 110 X 10 | 2 |
| 17 | AAB-007-00620 | O-RING 17MM ID x 1.5MM OD | 1 |
| 18 | AAB-007-01023 | O-RING 2112 28.3MM ID X 1.78MM OD | 2 |
| 19 | AAB-007-01003 | FORK | 1 |
| 20 | AAB-007-00776 | CIRCLIP INTERNAL 110MM UNI7437 | 5 |
| 21 | AAB-007-01004 | CIRCLIP EXTERNAL 20MM UNI7435 | 1 |
| 22 | AAB-007-01005 | COPPER GASKET 3/4" | 2 |
| 23 | AAB-007-01006 | COPPER GASKET 3/8" | 2 |
| 24 | AAB-007-01007 | 19MM SPRING (AP602) | 1 |
| 25 | AAB-007-01008 | SPACER 57.8ID x 70OD x 90.5H | 1 |
| 26 | AAB-007-01009 | SPACER 57.8ID x 70OD x 115.5H | 1 |
| 27 | AAB-007-01010 | COUPLING BUSHING | 1 |
| 28 | AAB-007-01011 | CLOSING FLANGE | 1 |
| 29 | AAB-007-01012 | LEVER WELDED WITH KEY | 1 |
| 30 | AAB-007-01013 | BALL BEARING 8MM OD | 2 |
| 31 | AAB-007-01014 | OIL CAP 3/4" DIN908 ZINC | 2 |
| 32 | AAB-007-01015 | OIL CAP 3/8" DIN908 ZINC | 1 |
| 33 | AAB-007-01016 | OIL CAP WITH WINDOW 3/8" ALUMINUM | 1 |
| 34 | AAB-007-01017 | VENT VALVE 1/2" BRASS | 1 |
| 35 | AAB-007-01018 | SERIAL NUMBER PLATE | 1 |
| 36 | AAB-007-01000 | SCREW HEX 10 X 16 MM | 6 |
| 37 | AAB-007-01001 | SCREW HEX 5 X 10 MM | 8 |
| 38 | AAB-007-01002 | SCREW COUNTERSUNK 8 X 20 MM | 8 |



PART # AAA-007-00832-P3
2-SPEED GEARBOX AP602, 1.3:1 RATIO

| | | | |
|-----------|----------------------------------|-----------------------------------|--|
| PART NO : | AAA-007-00832-P3 | JAY-LOR Fabricating Inc | TOLERANCES (UNLESS SPECIFIED OTHERWISE) FRACTIONAL ± 1/16" DEC X.X ± 0.1" DEC X.XX ± 0.06" DEC X.XXX ± 0.03" ANGULAR ± 0.5° |
| DATE : | 7/28/2016 | | |
| MAT : | Steel, Mild | | |
| TITLE : | GRBX AP602 2-SPEED (1.3:1) (1:1) | | |

| | | | | | | | |
|----|-----------|------------------|------|----------|--|-----------------------|--------------|
| A | 7/28/2016 | INITIAL REVISION | N/A | CDiRamio | DRAWN : CDiRamio | PRINT DATE: 7/28/2016 | SHEET 1 OF 1 |
| RE | DATE | DESCRIPTION | ECN# | AUTHOR | CONFIDENTIAL: THESE DRAWINGS AND COPIES THEREOF REMAIN THE PROPERTY OF JAY-LOR FABRICATING INC. ANY PERSON FOUND UNLAWFULLY USING, DISTRIBUTING, OR IN POSSESSION OF THE ABOVE WILL BE PROSECUTED. | | |



PART # AAA-007-00833-P3
2-SPEED GEARBOX AP602, 1.8:1 RATIO

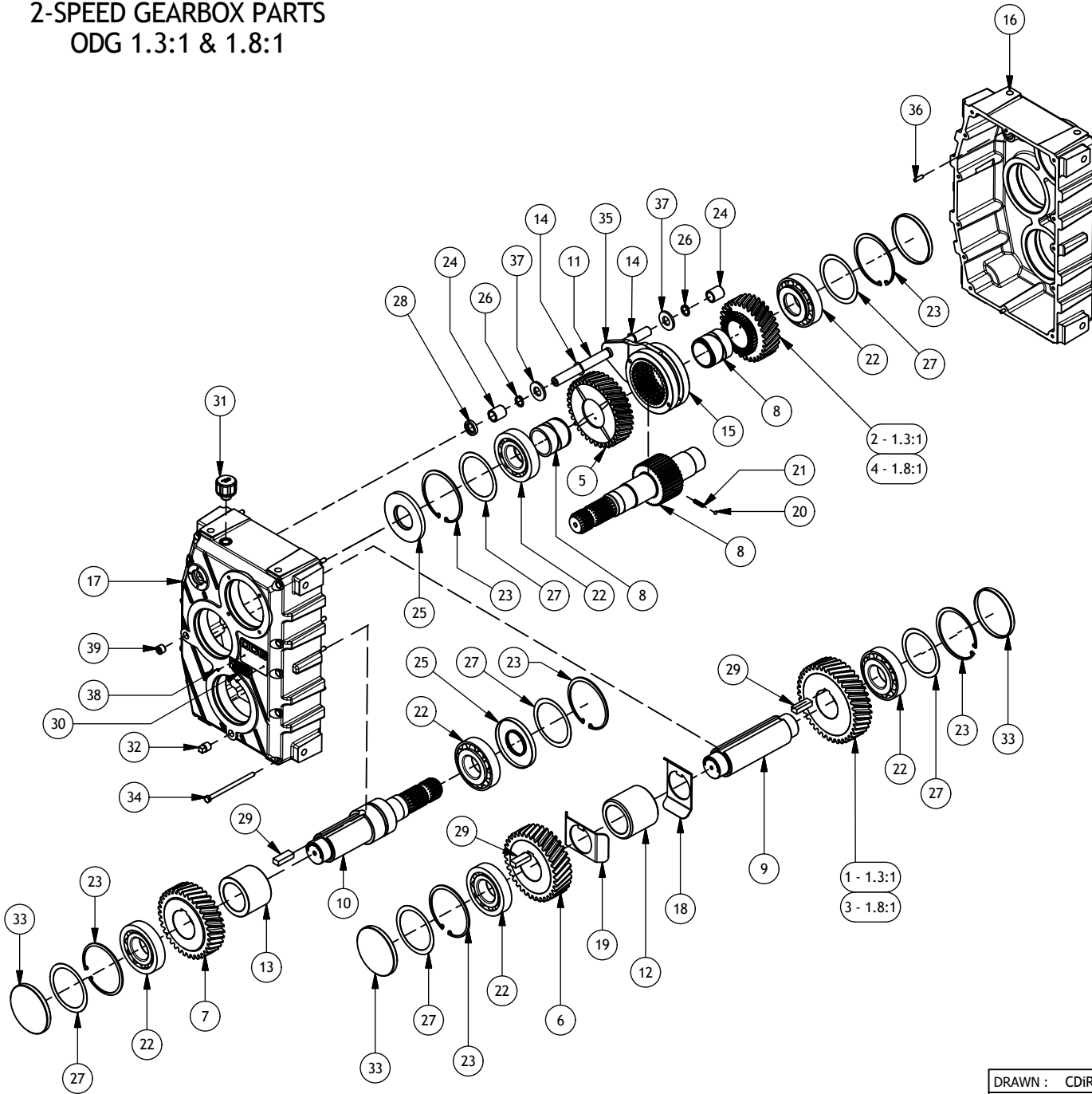
| PARTS LIST | | | | PARTS LIST | | | |
|------------|---------------|---------------------------------------|-----|------------|---------------|-----------------------------------|-----|
| ITEM | PART NUMBER | DESCRIPTION | QTY | ITEM | PART NUMBER | DESCRIPTION | QTY |
| 1 | AAB-007-00988 | HOUSING AP602 | 1 | 20 | AAB-007-00776 | CIRCLIP INTERNAL 110MM UNI7437 | 5 |
| 2 | AAB-007-00989 | HOUSING COVER AP502 Fe37 3/4" (341) | 1 | 21 | AAB-007-01004 | CIRCLIP EXTERNAL 20MM UNI7435 | 1 |
| 3 | AAB-007-00990 | LEVER COVER AP602 | 2 | 22 | AAB-007-01005 | COPPER GASKET 3/4" | 2 |
| 4 | AAB-007-00991 | GEAR Z36 M4 R1 / 1 EL DX | 1 | 23 | AAB-007-01006 | COPPER GASKET 3/8" | 2 |
| 5 | AAB-007-00992 | GEAR Z36 M4 R1 / 1 EL SX | 1 | 24 | AAB-007-01007 | 19MM SPRING (AP602) | 1 |
| 6 | AAB-007-00993 | CROWN GEAR Z46 M4 R1 / 1.84 EL DX | 1 | 25 | AAB-007-01008 | SPACER 57.8ID x 70OD x 90.5H | 1 |
| 7 | AAB-007-00994 | GEAR RL Z36 M4 R1 / 1 EL DX | 1 | 26 | AAB-007-01009 | SPACER 57.8ID x 70OD x 115.5H | 1 |
| 8 | AAB-007-00995 | PINION GEAR RL Z25 M4 R1 / 1.84 EL SX | 1 | 27 | AAB-007-01010 | COUPLING BUSHING | 1 |
| 9 | AAB-007-00996 | TRANSMISSION SHAFT | 1 | 28 | AAB-007-01011 | CLOSING FLANGE | 1 |
| 10 | AAB-007-00997 | INTERMEDIATE SHAFT | 1 | 29 | AAB-007-01012 | LEVER WELDED WITH KEY | 1 |
| 11 | AAB-007-00998 | OUTPUT SHAFT R | 1 | 30 | AAB-007-01013 | BALL BEARING 8MM OD | 2 |
| 12 | AAB-007-00999 | INPUT SHAFT R | 1 | 31 | AAB-007-01014 | OIL CAP 3/4" DIN908 ZINC | 2 |
| 13 | AAB-007-00464 | BEARING 30310 KOYO | 6 | 32 | AAB-007-01015 | OIL CAP 3/8" DIN908 ZINC | 1 |
| 14 | AAB-007-00775 | LOCKING CAP 110x10 RCA | 3 | 33 | AAB-007-01016 | OIL CAP WITH WINDOW 3/8" ALUMINUM | 1 |
| 15 | AAB-007-00620 | O-RING 17MM ID x 1.5MM OD | 1 | 34 | AAB-007-01017 | VENT VALVE 1/2" BRASS | 1 |
| 16 | AAB-007-01000 | SCREW HEX 10 X 16 MM | 6 | 35 | AAB-007-00487 | SEALING RING 20.7 X 30 X 5 | 1 |
| 17 | AAB-007-01001 | SCREW HEX 5 X 10 MM | 8 | 36 | AAB-007-00777 | SEALING RING 7.50 X 110 X 10 | 2 |
| 18 | AAB-007-01002 | SCREW COUNTERSUNK 8 X 20 MM | 8 | 37 | AAB-007-01018 | SERIAL NUMBER PLATE | 1 |
| 19 | AAB-007-01003 | FORK | 1 | | | | |

| | | |
|--|-----------------------------------|---|
| PART NO : AAA-007-00833-P3 | JAY-LOR Fabricating Inc | TOLERANCES (UNLESS SPECIFIED OTHERWISE) |
| DATE : 7/28/2016 | | FRACTIONAL ± 1/16" |
| MAT : Steel, Mild | | DEC X.X ± 0.1" |
| | | DEC X.XX ± 0.06" |
| | | DEC X.XXX ± 0.031" |
| | | ANGULAR ± 0.5° |
| TITLE : GRBX AP602 2-SPEED (1.8:1) (1:1) | | |
| DRAWN : CDiRamio | PRINT DATE: 7/28/2016 | SHEET 1 OF 1 |

| | | | | |
|----|-----------|------------------|------|----------|
| A | 7/28/2016 | INITIAL REVISION | N/A | CDiRamio |
| RE | DATE | DESCRIPTION | ECN# | AUTHOR |

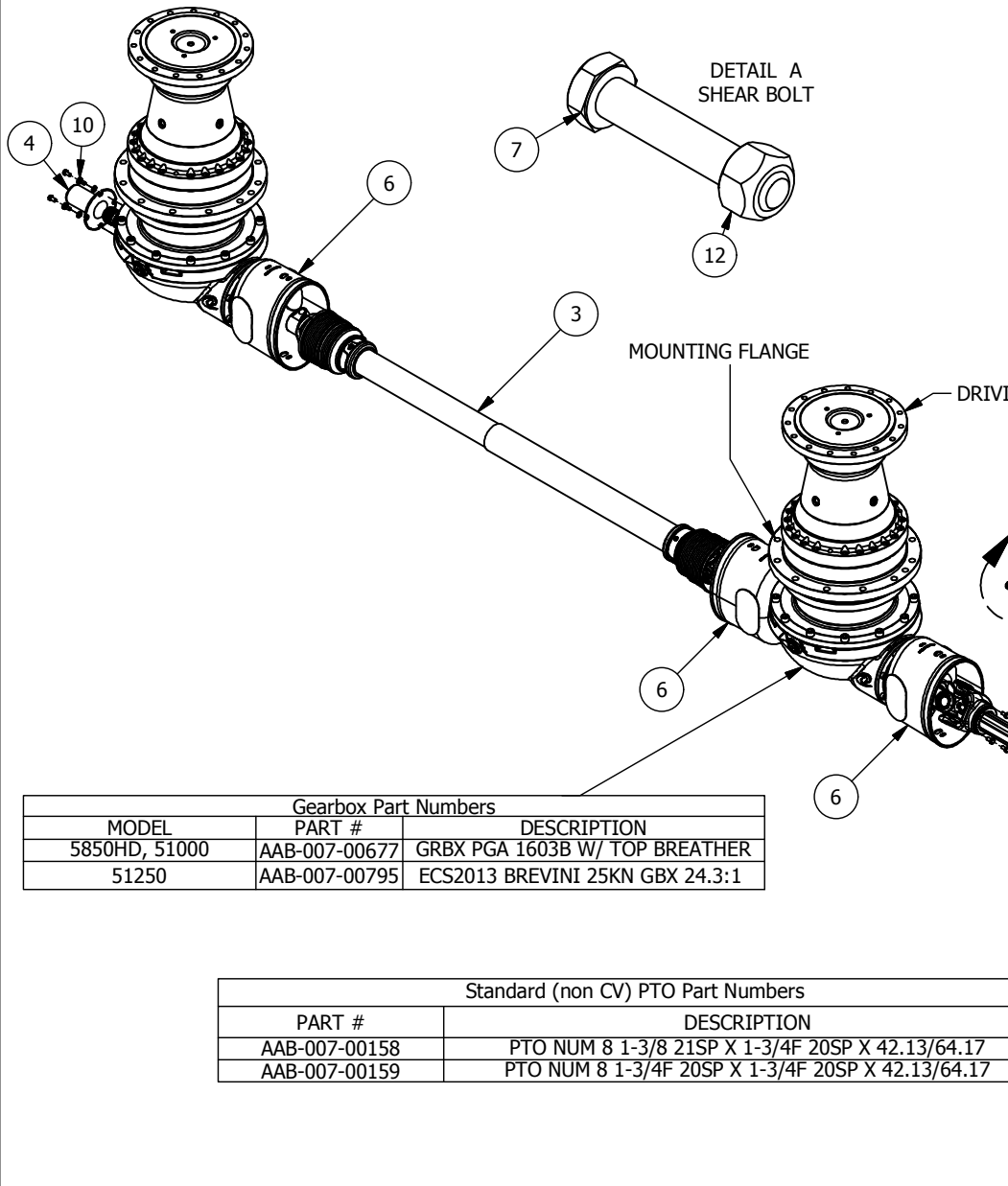
CONFIDENTIAL: THESE DRAWINGS AND COPIES THEREOF REMAIN THE PROPERTY OF JAY-LOR FABRICATING INC. ANY PERSON FOUND UNLAWFULLY USING, DISTRIBUTING, OR IN POSSESSION OF THE ABOVE WILL BE PROSECUTED.

2-SPEED GEARBOX PARTS ODG 1.3:1 & 1.8:1



| Parts List | | | |
|------------|---------------|-----------------------------------|-----|
| ITEM | PART NUMBER | TITLE | QTY |
| 1 | AAB-007-01077 | GEAR, 39T INTERMEDIATE | 1 |
| 2 | AAB-007-01078 | GEAR, 30T INPUT | 1 |
| 3 | AAB-007-01079 | GEAR, 45T INTERMEDIATE | 1 |
| 4 | AAB-007-01080 | GEAR, 25T INPUT | 1 |
| 5 | AAB-007-01081 | GEAR, 35T INPUT | 1 |
| 6 | AAB-007-01082 | GEAR, 35T INTERMEDIATE | 1 |
| 7 | AAB-007-01083 | GEAR, 35T OUTPUT | 1 |
| 8 | AAB-007-01084 | SHAFT, INPUT | 1 |
| 9 | AAB-007-01085 | SHAFT, INTERMEDIATE | 1 |
| 10 | AAB-007-01086 | SHAFT, OUTPUT | 1 |
| 11 | AAB-007-01087 | SHAFT, SHIFTER 0.750 STAINLESS | 1 |
| 12 | AAB-007-01088 | WASHER, INTERMEDIATE 3.2" | 1 |
| 13 | AAB-007-01089 | WASHER, OUTPUT - 2.555 | 1 |
| 14 | AAB-007-01090 | WASHER, WAVE 0.752 | 2 |
| 15 | AAB-007-01091 | CLUTCH, SHIFT COLAR | 1 |
| 16 | AAB-007-01092 | HOUSING, OUTPUT SIDE | 1 |
| 17 | AAB-007-01093 | HOUSING, INPUT SIDE | 1 |
| 18 | AAB-007-01094 | SLINGER, OIL (0 DEG.) | 1 |
| 19 | AAB-007-01095 | SLINGER, OIL (90 DEG) | 1 |
| 20 | AAB-007-01096 | BALL, 6mm | 2 |
| 21 | AAB-007-01097 | SPRING, SHIFTER | 2 |
| 22 | AAB-007-01098 | BEARING, TAPER 110X50X29,25 | 6 |
| 23 | AAB-007-01099 | RETAINING RING, WHM-450 | 6 |
| 24 | AAB-007-01100 | BUSHING, OILITE AA1049-16 | 2 |
| 25 | AAB-007-01101 | SEAL, OIL 110X50X10 | 2 |
| 26 | AAB-007-01102 | RETAINING RING, 98585A115 | 2 |
| 27 | AAB-007-01103 | SHIM, SET 90X110 | 6 |
| 28 | AAB-007-01104 | SEAL, OIL | 1 |
| 29 | AAB-007-01105 | KEY, 5/8 X 7/16 X 1 11/16 | 3 |
| 30 | AAB-007-01106 | PLATE, NAME - S/N WHITE | 1 |
| 31 | AAB-007-01107 | BREATHER, 3/8-16 BSPP, TMDV-DS/38 | 1 |
| 32 | AAB-007-01108 | PLUG, MAGNETIC 3/8-18NPT SQ.HD | 1 |
| 33 | AAB-007-01109 | SEAL, END CAP 110X10 | 4 |
| 34 | AAB-007-01110 | HHCS, M8X1.25 X 130 GRADE 8.8 | 11 |
| 35 | AAB-007-01111 | FORK, SHIFTING | 1 |
| 36 | AAB-007-01112 | DOWEL, 1/4 x 7/8 | 2 |
| 37 | AAB-007-01113 | WASHER, 0.781X1.625X0.161 | 2 |
| 38 | AAB-007-01114 | TACK, NAME PLATE | 2 |
| 39 | AAB-007-01115 | 3/8 NPT Countersunk Hex-Head Plug | 2 |

| | | |
|--|--------------|---|
| DRAWN : CDiRamio | | TOLERANCES (UNLESS SPECIFIED OTHERWISE) |
| DATE : 10/11/2017 | | FRACTIONAL ± 1/16" |
| FILE : AAA-054-00478 | | DEC X.X ± 0.1" |
| TITLE : 2SPD GRBX 1.3:1 & 1.8:1 ODG | | DEC X.XX ± 0.06" |
| PRINT DATE: 10/19/2017 | SHEET 1 OF 1 | DEC X.XXX ± 0.031" |
| <small>CONFIDENTIAL: THESE DRAWINGS AND COPIES THEREOF REMAIN THE PROPERTY OF JAY-LOR FABRICATING INC. ANY PERSON FOUND UNLAWFULLY USING, DISTRIBUTING, OR IN POSSESSION OF THE ABOVE WILL BE PROSECUTED</small> | | |



| Parts List | | | |
|------------|------------------|---|-----|
| ITE | PART NUMBER | TITLE | QTY |
| 1 | AAA-002-01078-P3 | MNT FLNG BRNG 5000 HD'S (BLACK) | 1 |
| 2 | AAB-007-00160 | PTO NUM 8 1-3/4M 20SP X 1-3/4F 20SP WSB X 44.49/69.29 | 1 |
| 3 | AAB-007-00162 | PTO NUM 6 1-3/4F 20SP X 1-3/4F 20SP X 51.57/80.31 | 1 |
| 4 | AAB-007-00171 | PTO TAIL SHAFT COVER | 1 |
| 5 | AAB-007-00290 | FLNG BRNG 1-3/4 UCF 209-28 | 1 |
| 6 | AAB-007-00323 | DRIVESHFT COUNTER CONE BLACK WITH FLAPS | 3 |
| 7 | AAB-007-00384 | BOLT SHEAR HEX 12MM X 65MM UNF GRD 8.8 | 4 |
| 8 | AAB-007-00817 | IICS/CONE BLACK WITH RUBR EXT (517000E03) | 1 |
| 9 | AAB-015-10064 | BOLT HEX 1/2 X 2 UNC GRD 5 | 4 |
| 10 | AAB-015-10078 | BOLT HEX 8MM X 16MM GRD 8.8 | 16 |
| 11 | AAB-015-20011 | NUT HEX 1/2 UNC GRD 5 | 8 |
| 12 | AAB-015-20022 | NUT HEX ALL STL LOCK 12MM | 4 |
| 13 | AAB-015-30018 | WSHR LOCK 1/2 | 8 |
| 14 | AAB-015-10142 | BOLT HEX 5/8 X 3 1/4 UNC GRD 8 | 1 |
| 15 | AAB-015-20015 | NUT HEX 5/8 LOCK NYLON GRD 8 | 1 |

| CV PTO Option Part Numbers | |
|----------------------------|---|
| PART # | DESCRIPTION |
| AAB-007-00830 | 55R CAT 80°P CV DRIVE SHAFT WITH GUARD 20 TO 20 SPLINES |
| AAB-007-00835 | 55R CAT 80°P CV DRIVE SHAFT WITH GUARD 20 TO 21 SPLINES |

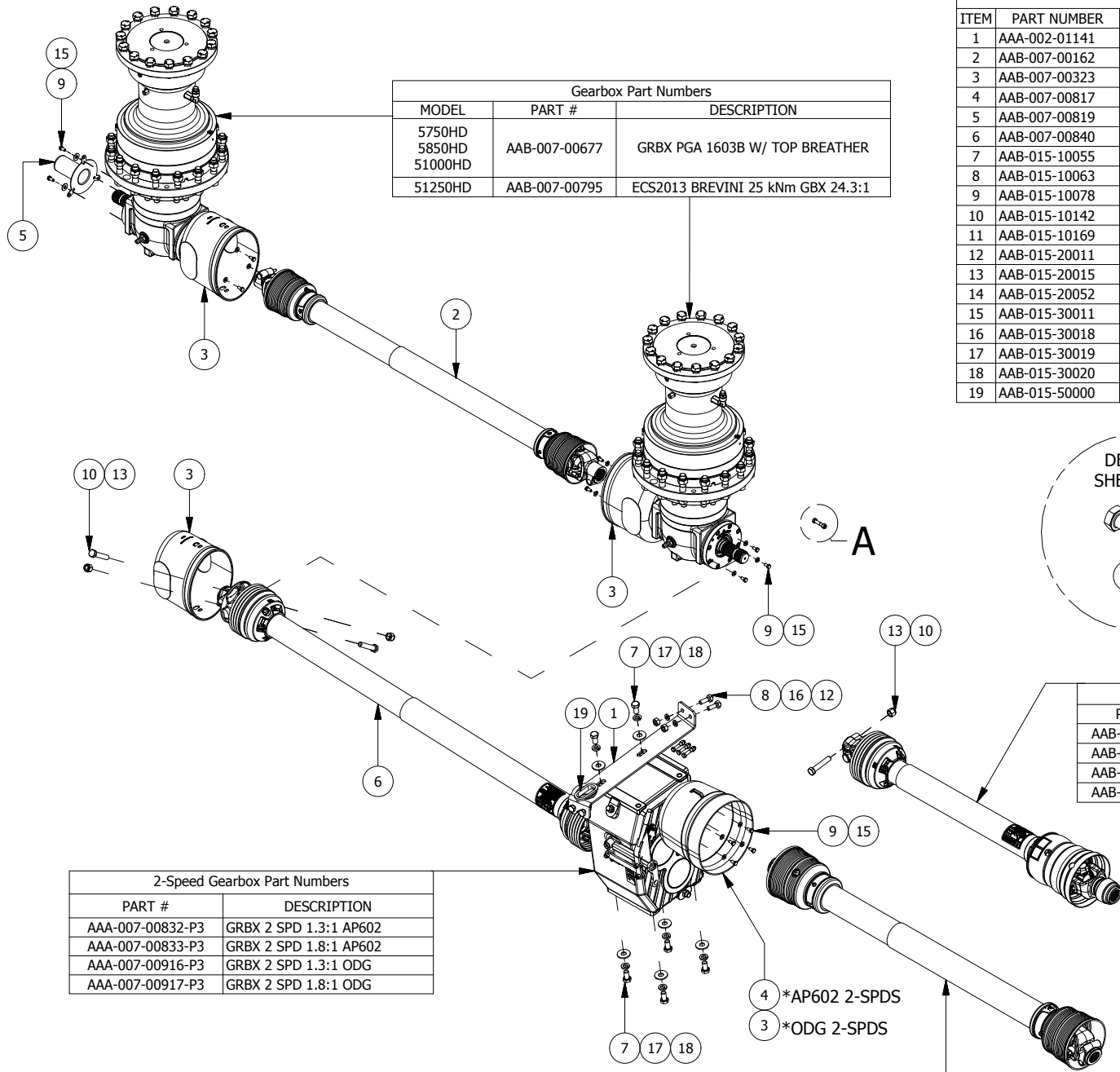
| Gearbox Part Numbers | | |
|----------------------|---------------|---------------------------------|
| MODEL | PART # | DESCRIPTION |
| 5850HD, 51000 | AAB-007-00677 | GRBX PGA 1603B W/ TOP BREATHER |
| 51250 | AAB-007-00795 | ECS2013 BREVINI 25KN GBX 24.3:1 |

| Standard (non CV) PTO Part Numbers | |
|------------------------------------|---|
| PART # | DESCRIPTION |
| AAB-007-00158 | PTO NUM 8 1-3/8 21SP X 1-3/4F 20SP X 42.13/64.17 |
| AAB-007-00159 | PTO NUM 8 1-3/4F 20SP X 1-3/4F 20SP X 42.13/64.17 |

| Gearbox mounting hardware | | | | |
|---------------------------|---------------------|-----------------------|----------------------|---------------------|
| Gearbox | Driving flange bolt | Driving flange washer | Mounting flange bolt | Mounting flange nut |
| AAB-007-00677 | AAB-015-10073 (15X) | AAB-015-30019 (15X) | AAB-015-10142 (12X) | AAB-015-20013 (12X) |
| AAB-007-00795 | AAB-015-10152 (15X) | AAB-015-30037 (15X) | AAB-015-10151 (16X) | AAB-015-20044 (16X) |

| | | |
|-------------------|---|--|
| DRWN : Jan .v. Ee | TOLERANCES (UNLESS SPECIFIED OTHERWISE) FRACTIONAL ± 1/16" DEC X.X ± 0.1" DEC X.XX ± 0.06" DEC X.XXX ± 0.031" ANGULAR ± 0.5° | |
| DATE : 1/21/2015 | | |
| MAT : | | |

CONFIDENTIAL: THESE DRAWINGS AND COPIES THEREOF REMAIN THE PROPERTY OF JAY-LOR FABRICATING INC. ANY PERSON FOUND UNLAWFULLY USING, DISTRIBUTING, OR IN POSSESSION OF THE ABOVE WILL BE PROSECUTED

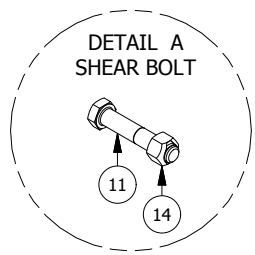


| Gearbox Part Numbers | | |
|-----------------------------|---------------|-----------------------------------|
| MODEL | PART # | DESCRIPTION |
| 5750HD 5850HD 51000HD | AAB-007-00677 | GRBX PGA 1603B W/ TOP BREATHER |
| 51250HD | AAB-007-00795 | ECS2013 BREVINI 25 kNm GBX 24.3:1 |

| 2-Speed Gearbox Part Numbers | |
|------------------------------|------------------------|
| PART # | DESCRIPTION |
| AAA-007-00832-P3 | GRBX 2 SPD 1.3:1 AP602 |
| AAA-007-00833-P3 | GRBX 2 SPD 1.8:1 AP602 |
| AAA-007-00916-P3 | GRBX 2 SPD 1.3:1 ODG |
| AAA-007-00917-P3 | GRBX 2 SPD 1.8:1 ODG |

| Standard PTO Part Numbers | |
|---------------------------|---|
| PART # | DESCRIPTION |
| AAB-007-00158 | PTO NUM 8 1-3/8 21SP X 1-3/4F 20SP X 42.13/64.17 |
| AAB-007-00159 | PTO NUM 8 1-3/4F 20SP X 1-3/4F 20SP X 42.13/64.17 |

| Parts List | | | |
|------------|---------------|---|-----|
| ITEM | PART NUMBER | TITLE | QTY |
| 1 | AAA-002-01141 | TOP 2-SPD MNT 5000 HD MODELS 1/4T (PAINTED) | 1 |
| 2 | AAB-007-00162 | PTO NUM 6 1-3/4F 20SP X 1-3/4F 20SP X 51.57/80.31 | 1 |
| 3 | AAB-007-00323 | DRIVESHFT COUNTER CONE BLACK WITH FLAPS | 3 |
| 4 | AAB-007-00817 | IICS/CONE BLACK WITH RUBR EXT (517000E03) | 1 |
| 5 | AAB-007-00819 | PTO TAIL SHAFT COVER (BREVINI 25KNM GRBX) | 1 |
| 6 | AAB-007-00840 | PTO NUM 10 1-3/4F 20SP X 1-3/4F 20SP WSB X 48/74 (WITH GUARD) | 1 |
| 7 | AAB-015-10055 | BOLT HEX 16MM X 30MM GRD 10.9 | 6 |
| 8 | AAB-015-10063 | BOLT HEX 1/2 X 1-1/2 UNC GRD 5 | 4 |
| 9 | AAB-015-10078 | BOLT HEX 8MM X 16MM GRD 8.8 | 16 |
| 10 | AAB-015-10142 | BOLT HEX 5/8 X 3 1/4 UNC GRD 8 | 3 |
| 11 | AAB-015-10169 | BOLT HEX 3/8-16 X 2 GRD 8 | 4 |
| 12 | AAB-015-20011 | NUT HEX 1/2 UNC GRD 5 | 4 |
| 13 | AAB-015-20015 | NUT HEX 5/8 LOCK NYLON GRD 8 | 3 |
| 14 | AAB-015-20052 | TOP LOCK NUT 3/8 GRD C | 4 |
| 15 | AAB-015-30011 | WSHR FLAT 5/16 USS | 13 |
| 16 | AAB-015-30018 | WSHR LOCK 1/2 | 4 |
| 17 | AAB-015-30019 | WSHR LOCK 5/8 | 6 |
| 18 | AAB-015-30020 | WSHR FLAT 5/8 USS | 6 |
| 19 | AAB-015-50000 | GROMMET 2-3/8DIA | 1 |



| CV PTO Option Part Numbers | |
|----------------------------|--|
| PART # | DESCRIPTION |
| AAB-007-00163 | PTO NUM 8 1-3/4F 20SP CV X 1-3/4F 20SP X 35.43/52.75 |
| AAB-007-00167 | PTO NUM 8 1-3/8F 21SP CV X 1-3/4F 20SP X 35.43/52.75 |
| AAB-007-00830 | PTO NUM 10 CV DRIVESHAFT 20 SPLINE |
| AAB-007-00835 | PTO NUM 10 CV DRIVESHAFT 21 SPLINE |

4 *AP602 2-SPDS
3 *ODG 2-SPDS

| | | | | | | |
|------------|--------------|----|------|-------------|----|----|
| VIEW REP : | SHEET 1 OF 1 | R# | DATE | DESCRIPTION | DR | CK |
|------------|--------------|----|------|-------------|----|----|

TITLE : 5000 SERIES HD TWIN AUGER DRIVELINE WITH 2-SPEED

FILE NO : AAA-054-00153.idw

| | | |
|-------------------|--|-----------------------------------|
| DRWN : Jan .v. Ee | TOLERANCES (UNLESS SPECIFIED OTHERWISE) FRACTIONAL ± 1/16" DEC .XX ± 0.1" DEC .XXX ± 0.06" DEC .XXX ± 0.031" ANGULAR ± 0.5° | JAY-LOR Fabricating Inc |
| DATE : 6/27/2016 | | |
| MAT : | | |

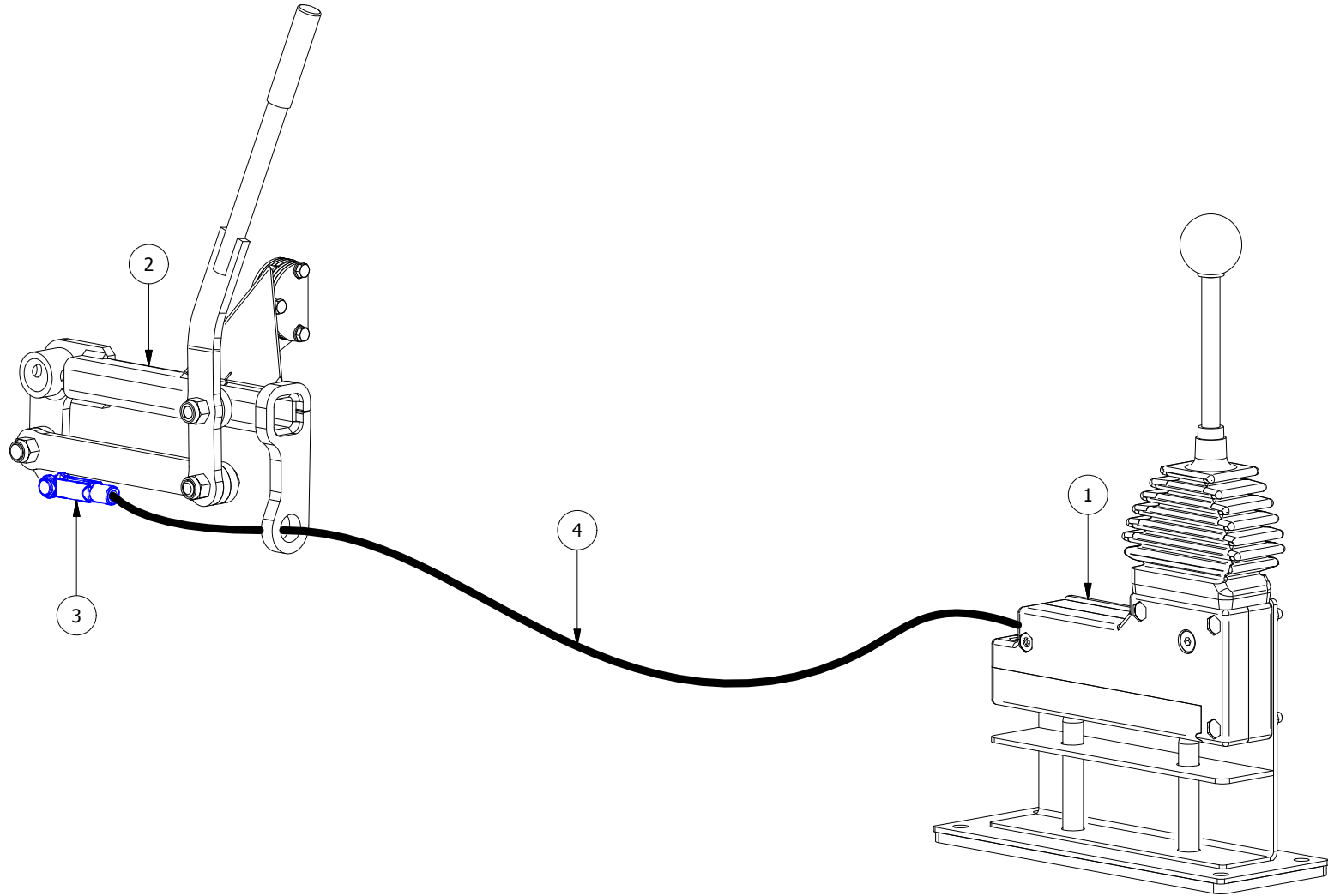
CONFIDENTIAL: THESE DRAWINGS AND COPIES THEREOF REMAIN THE PROPERTY OF JAY-LOR FABRICATING INC. ANY PERSON FOUND UNLAWFULLY USING, DISTRIBUTING, OR IN POSSESSION OF THE ABOVE WILL BE PROSECUTED

Parts List

| ITEM | PART NUMBER | TITLE | QTY |
|------|---------------|--|-----|
| 1 | AAA-007-00737 | 2 SPEED LEVER ASSEMBLY WITH MNT BRKT's | 1 |
| 2 | AAA-007-00739 | AP502/602 UPRIGHT/INVERTED SHIFTER KIT PARTS ORDER | 1 |
| 3 | AAB-007-00498 | CLEVIS ASSEMBLY | 1 |
| 4 | AAB-007-00738 | CABLE ASSEMBLY | 1 |

2-SPEED REMOTE SHIFTER

AP502 & AP602 2-SPEED GEARBOXES



DRWN : Bcrawford

DATE : 6/16/2016

DR

CK

MAT :

TOLERANCES (UNLESS SPECIFIED OTHERWISE)
 FRACTIONAL ± 1/16"
 DEC X.X ± 0.1"
 DEC X.XX ± 0.06"
 DEC X.XXX ± 0.031"
 ANGULAR ± 0.5°

JAY•LOR
 Fabricating Inc

VIEW REP :

SHEET 1 OF 2

R#

DATE

DESCRIPTION

TITLE : KIT 2 SPEED REMOTE SHIFTER 5000 SERIES

FILE NO : AAA-054-00180.idw

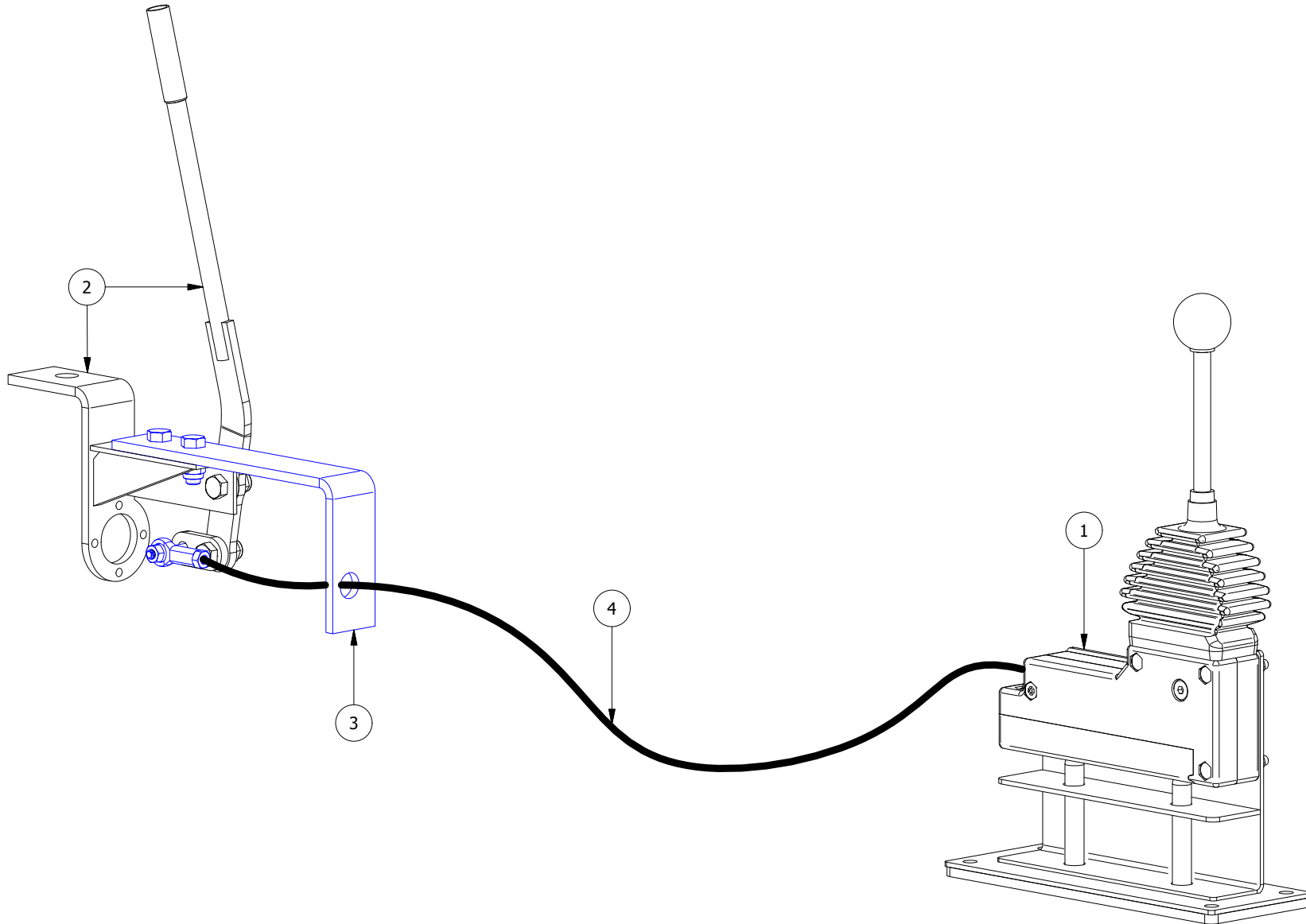
CONFIDENTIAL: THESE DRAWINGS AND COPIES THEREOF REMAIN THE PROPERTY OF JAY-LOR FABRICATING INC. ANY PERSON FOUND UNLAWFULLY USING, DISTRIBUTING, OR IN POSSESSION OF THE ABOVE WILL BE PROSECUTED

Parts List

| ITE | PART NUMBER | TITLE | QTY |
|-----|---------------|--|-----|
| 1 | AAA-007-00737 | 2 SPEED LEVER ASSEMBLY WITH MNT BRKT's | 1 |
| 2 | AAA-007-00901 | ODG 2 SPD SHIFTER KIT | 1 |
| 3 | AAA-007-00903 | ODG 2 SPD REMOTE SHIFTER KIT | 1 |
| 4 | AAB-007-00738 | CABLE ASSEMBLY | 1 |

2-SPEED REMOTE SHIFTER

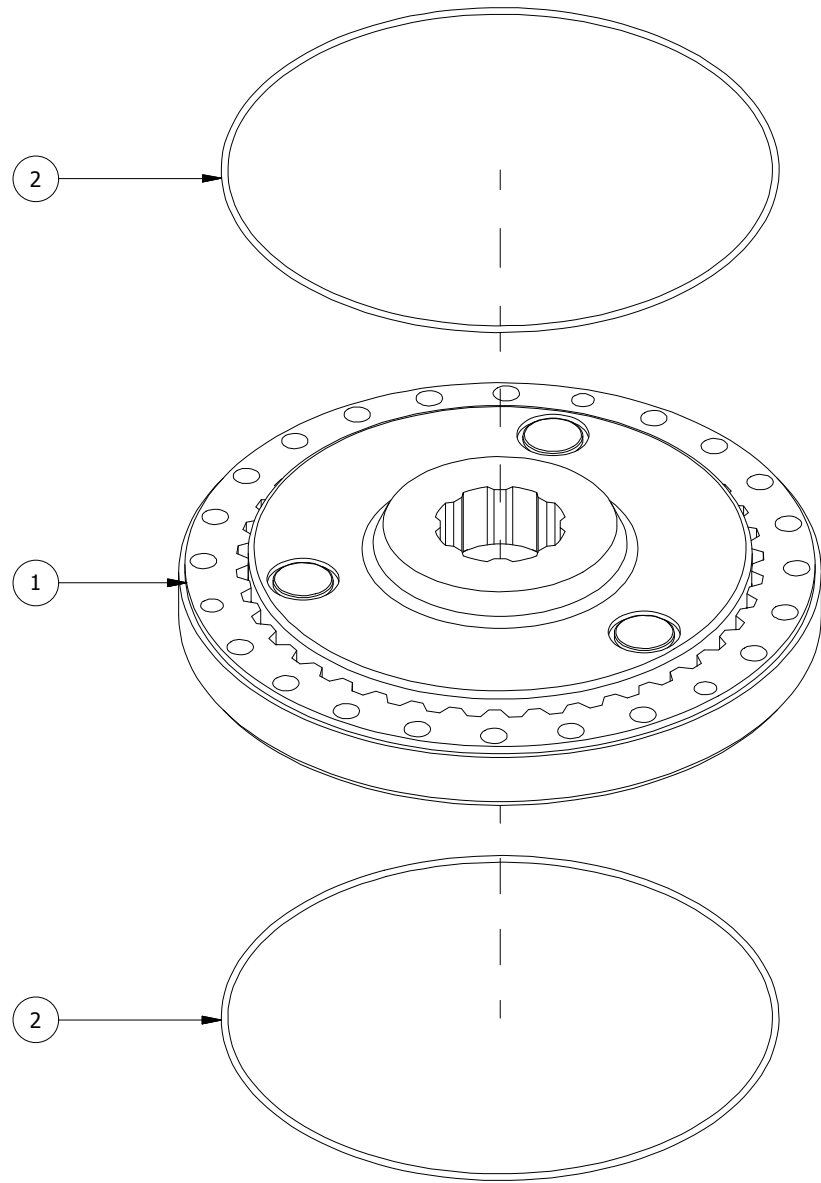
ODG 2-SPEED GEARBOXES



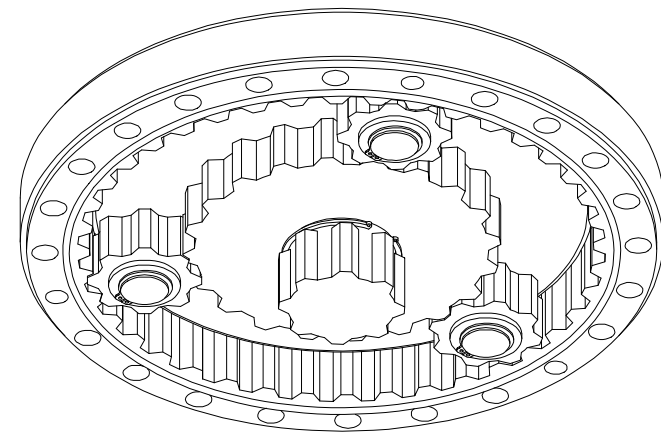
| | | |
|------------------|---|-----------------------------------|
| DRWN : Bcrawford | TOLERANCES (UNLESS SPECIFIED OTHERWISE) | JAY•LOR Fabricating Inc |
| DATE : 6/16/2016 | FRACTIONAL ± 1/16" DEC X.X ± 0.1" DEC X.XX ± 0.06" DEC X.XXX ± 0.031" ANGULAR ± 0.5° | |
| MAT : | CONFIDENTIAL: THESE DRAWINGS AND COPIES THEREOF REMAIN THE PROPERTY OF JAY-LOR FABRICATING INC. ANY PERSON FOUND UNLAWFULLY USING, DISTRIBUTING, OR IN POSSESSION OF THE ABOVE WILL BE PROSECUTED | |

Parts List

| ITEM | PART NUMBER | TITLE | QTY |
|------|---------------|--|-----|
| 1 | AAB-007-00270 | KIT PLANETARY SET PGA1603 VM (LOWER SET) | 1 |
| 2 | AAB-007-00523 | O-RING 3.53 X 291.69 | 2 |



TOP VIEW

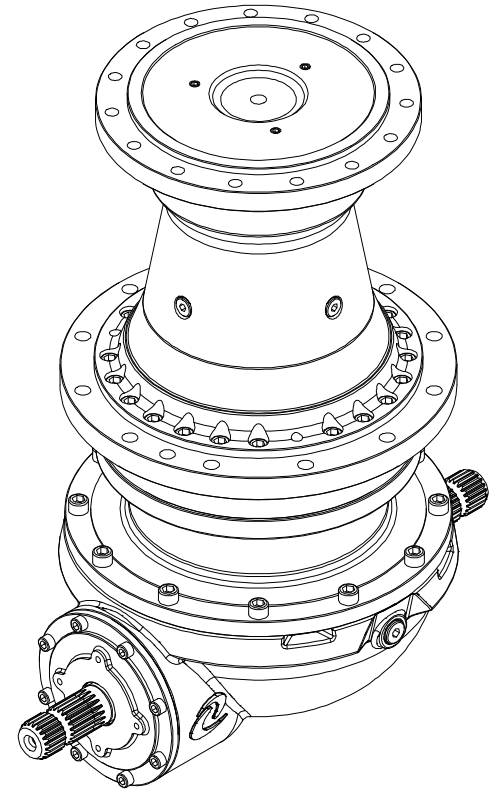
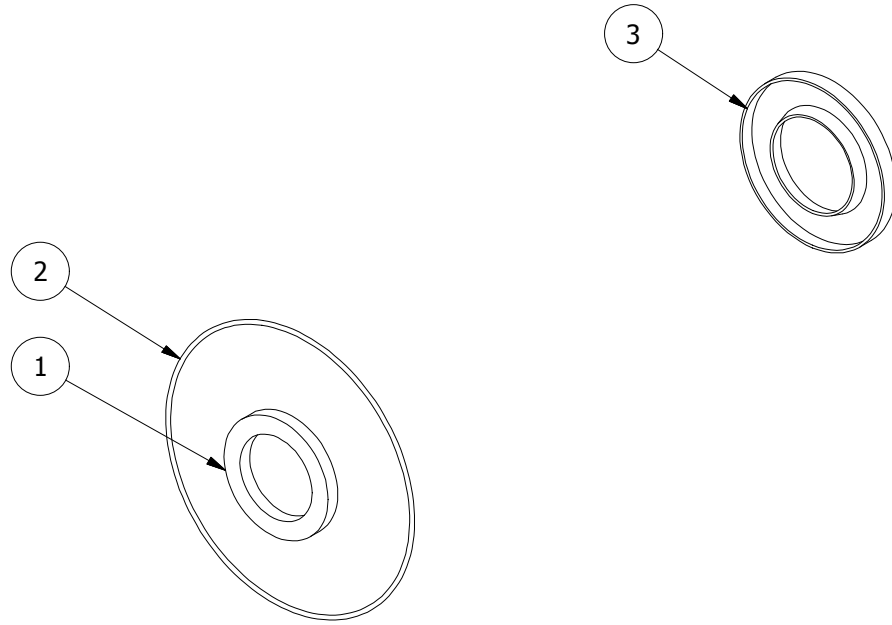


BOTTOM VIEW

| | | | | | | |
|--|--------------|----|------|-----------------------------|----|----|
| VIEW REP : | SHEET 1 OF 1 | R# | DATE | DESCRIPTION | DR | CK |
| TITLE : KIT PLANETARY SET PGA1603 VM (LOWER SET) AND CONNECTION FLANGE O-RINGS | | | | FILE NO : AAA-054-00181.idw | | |

| | | |
|--|---|--|
| DRWN : | TOLERANCES (UNLESS SPECIFIED OTHERWISE) FRACTIONAL ± 1/16" DEC X.X ± 0.1" DEC X.XX ± 0.06" DEC X.XXX ± 0.031" ANGULAR ± 0.5° | |
| DATE : 1/2/2015 | | |
| MAT : | | |
| <small>CONFIDENTIAL: THESE DRAWINGS AND COPIES THEREOF REMAIN THE PROPERTY OF JAY-LOR FABRICATING INC. ANY PERSON FOUND UNLAWFULLY USING, DISTRIBUTING, OR IN POSSESSION OF THE ABOVE WILL BE PROSECUTED</small> | | |

| Parts List | | | |
|------------|---------------|--------------------------------------|-----|
| ITEM | PART NUMBER | TITLE | QTY |
| 1 | AAB-007-00255 | OIL SEAL BASL 45X72X8 DIN 3760 - NB | 1 |
| 2 | AAB-007-00256 | O-RING 2.62 X 158.42 | 1 |
| 3 | AAB-007-00259 | OIL SEAL BASL 55 X 100 X 10 DIN 3760 | 1 |



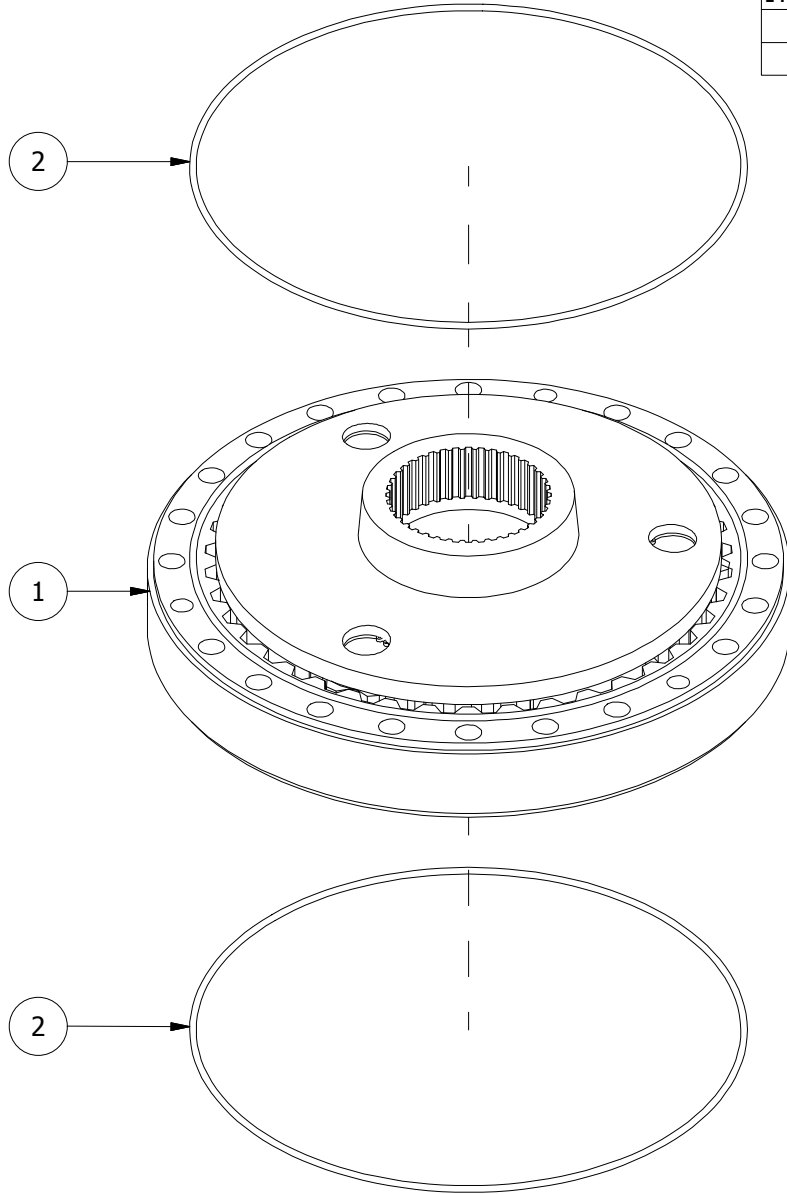
NOTE: INPUT AND OUTPUT SHAFT SEALS COMMON BETWEEN 1602 AND 1603 (THRU SHAFT)

| | | |
|-----------------|---|---|
| DRWN : LMV | TOLERANCES (UNLESS SPECIFIED OTHERWISE) FRACTIONAL ± 1/16" DEC X.X ± 0.1" DEC X.XX ± 0.06" DEC X.XXX ± 0.031" ANGULAR ± 0.5° | JAY-LOR Fabricating Inc |
| DATE : 1/2/2015 | | |
| MAT : | | CONFIDENTIAL: THESE DRAWINGS AND COPIES THEREOF REMAIN THE PROPERTY OF JAY-LOR FABRICATING INC. ANY PERSON FOUND UNLAWFULLY USING, DISTRIBUTING, OR IN POSSESSION OF THE ABOVE WILL BE PROSECUTED |

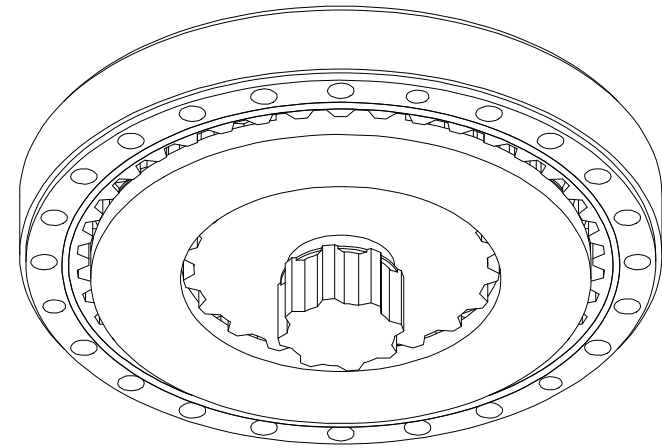
| | | | | | | |
|--|--------------|----|------|-----------------------------|----|----|
| VIEW REP : | SHEET 1 OF 1 | R# | DATE | DESCRIPTION | DR | CK |
| TITLE : KIT INPUT / OUTPUT SEALS 1602 / 1603 | | | | FILE NO : AAA-054-00182.idw | | |

Parts List

| ITEM | PART NUMBER | TITLE | QTY |
|------|---------------|---|-----|
| 1 | AAB-007-00234 | KIT PLANETARY SET PGA1602 VM AND PGA1603 VM (UPPER SET) | 1 |
| 2 | AAB-007-00523 | O-RING 3.53 X 291.69 | 2 |



TOP VIEW



BOTTOM VIEW

DRWN : LMV

DATE : 1/2/2015

MAT :

TOLERANCES (UNLESS SPECIFIED OTHERWISE)
 FRACTIONAL ± 1/16"
 DEC X.X ± 0.1"
 DEC X.XX ± 0.06"
 DEC X.XXX ± 0.031"
 ANGULAR ± 0.5°

JAY•LOR
 Fabricating Inc

| VIEW REP : | SHEET 1 OF 1 | R# | DATE | DESCRIPTION | DR | CK |
|------------|--------------|----|------|-------------|----|----|
| | | | | | | |

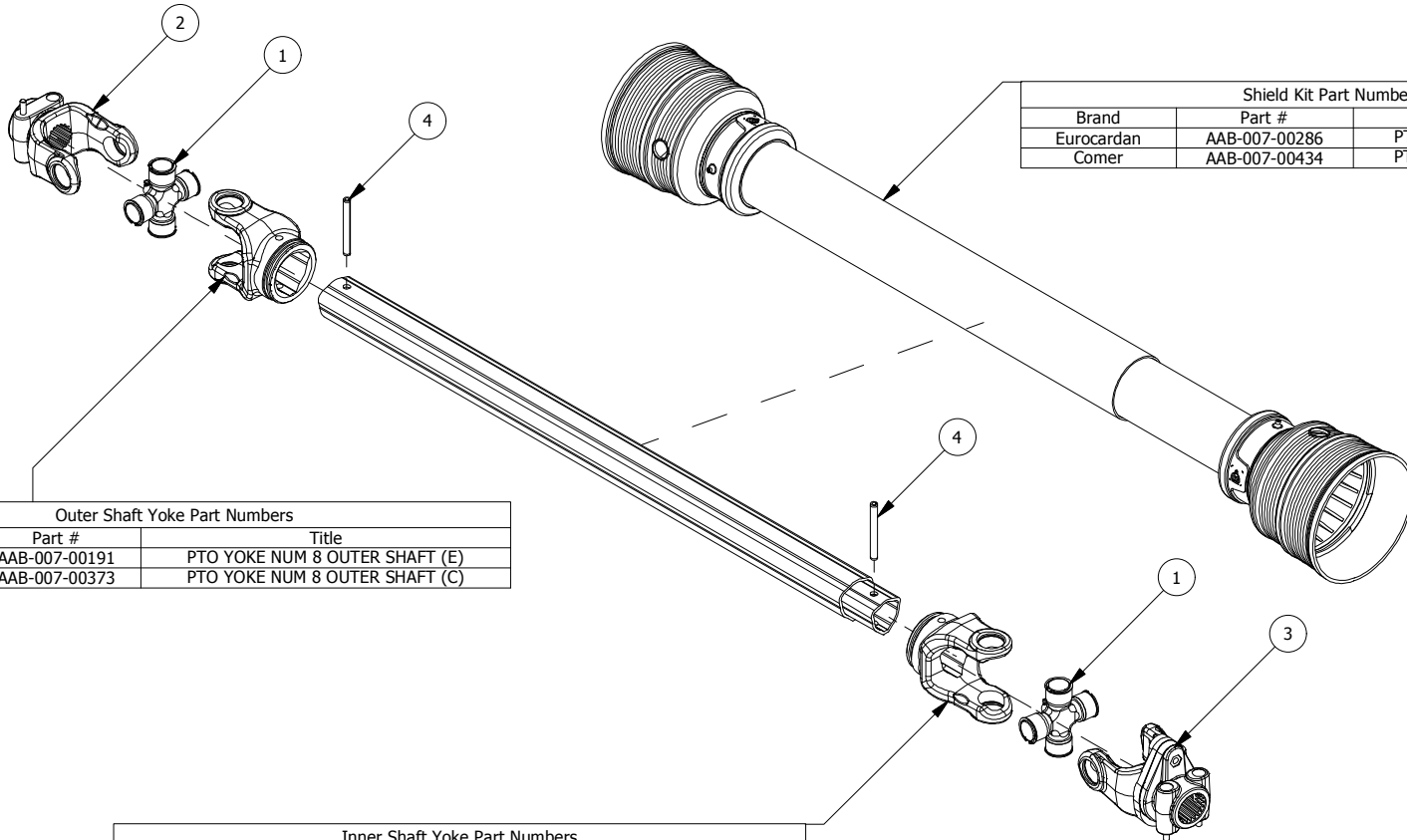
TITLE : KIT PLANETARY SET UPPER WITH O-RINGS (1602, 1603)

FILE NO : AAA-054-00183.idw

CONFIDENTIAL: THESE DRAWINGS AND COPIES THEREOF REMAIN THE PROPERTY OF JAY-LOR FABRICATING INC. ANY PERSON FOUND UNLAWFULLY USING, DISTRIBUTING, OR IN POSSESSION OF THE ABOVE WILL BE PROSECUTED

| Parts List | | | |
|------------|---------------|-----------------------------------|-----|
| ITEM | PART NUMBER | TITLE | QTY |
| 1 | AAB-007-00190 | PTO CROSS KIT NUM 8 | 2 |
| 2 | AAB-007-00199 | PTO YOKE NUM 8 1-3/4F X 20SP | 1 |
| 3 | AAB-007-00196 | PTO YOKE NUM 8 1-3/4F X 20SP W/SB | 1 |
| 4 | AAB-007-00193 | ROLL PIN 3/8DIA X 3.5L | 2 |

To order all parts as a kit, use Part # AAB-007-00161



| Shield Kit Part Numbers | | |
|-------------------------|---------------|--------------------------|
| Brand | Part # | Title |
| Eurocardan | AAB-007-00286 | PTO SHIELD KIT NUM 8 (E) |
| Comer | AAB-007-00434 | PTO SHIELD KIT NUM 8 (C) |

| Outer Shaft Yoke Part Numbers | | |
|-------------------------------|---------------|--------------------------------|
| Brand | Part # | Title |
| Eurocardan | AAB-007-00191 | PTO YOKE NUM 8 OUTER SHAFT (E) |
| Comer | AAB-007-00373 | PTO YOKE NUM 8 OUTER SHAFT (C) |

| Inner Shaft Yoke Part Numbers | | |
|-------------------------------|---------------|--------------------------------|
| Brand | Part # | Title |
| Eurocardan | AAB-007-00194 | PTO YOKE NUM 8 INNER SHAFT (E) |
| Comer | AAB-007-00381 | PTO YOKE NUM 8 INNER SHAFT (C) |

DRWN : LMV
DATE : 1/5/2015
MAT :

TOLERANCES (UNLESS SPECIFIED OTHERWISE)
FRACTIONAL ± 1/16"
DEC X.X ± 0.1"
DEC X.XX ± 0.06"
DEC X.XXX ± 0.031"
ANGULAR ± 0.5°



VIEW REP : SHEET 1 OF 1 R# DATE DESCRIPTION DR CK

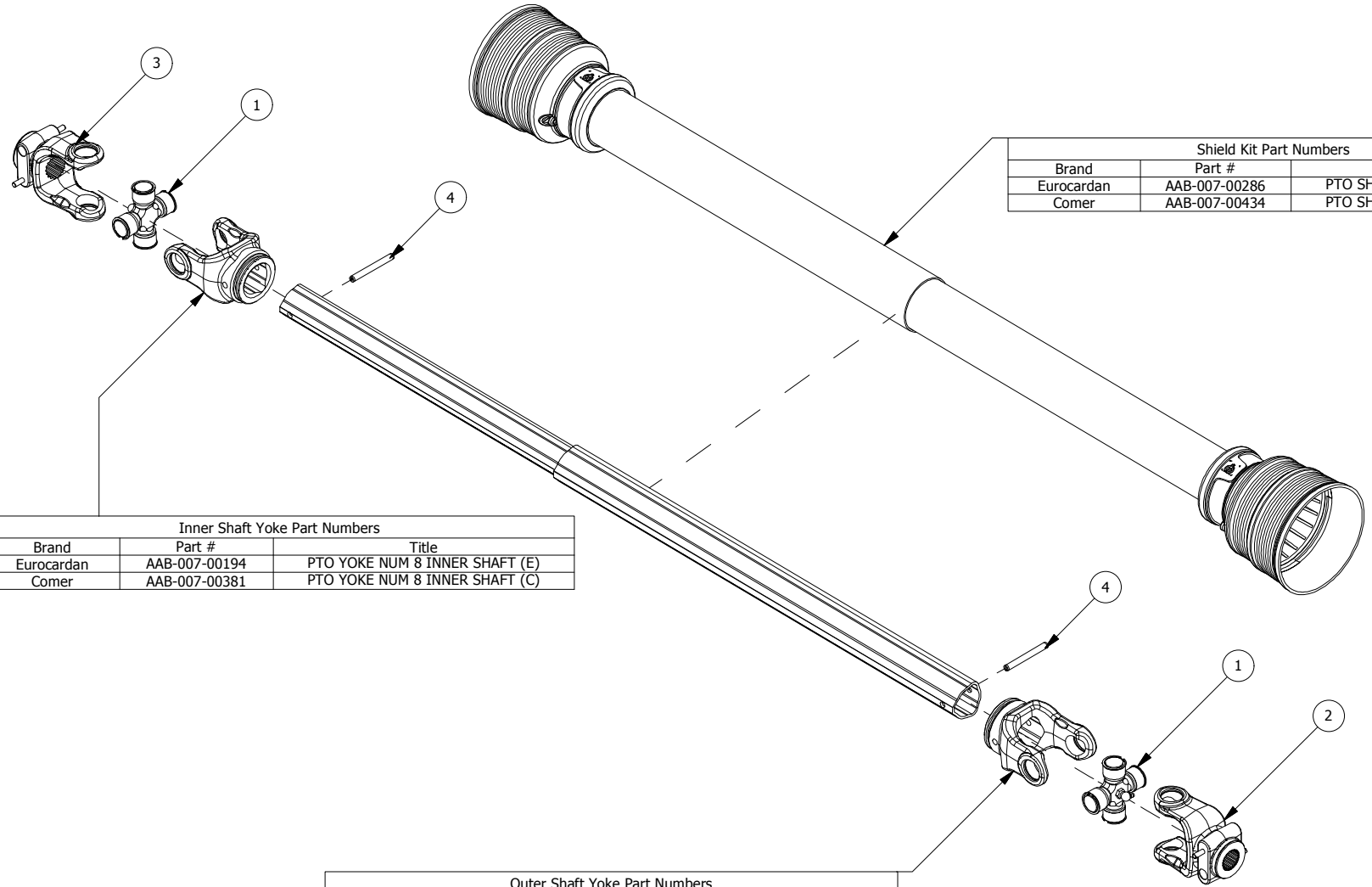
TITLE : PTO NUM 8 1-3/4F 20 SP X 1-3/4F 20SP WSB X 48.03/73.82

FILE NO : AAA-054-00193.idw

CONFIDENTIAL: THESE DRAWINGS AND COPIES THEREOF REMAIN THE PROPERTY OF JAY-LOR FABRICATING INC. ANY PERSON FOUND UNLAWFULLY USING, DISTRIBUTING, OR IN POSSESSION OF THE ABOVE WILL BE PROSECUTED

| Parts List | | | |
|------------|---------------|------------------------------|-----|
| ITEM | PART NUMBER | TITLE | QTY |
| 1 | AAB-007-00190 | PTO CROSS KIT NUM 8 | 2 |
| 2 | AAB-007-00201 | PTO YOKE NUM 8 1-3/8F X 21SP | 1 |
| 3 | AAB-007-00199 | PTO YOKE NUM 8 1-3/4F X 20SP | 1 |
| 4 | AAB-007-00193 | ROLL PIN 3/8DIA X 3.5L | 2 |

To order all parts as a kit, use Part # AAB-007-00158



| Inner Shaft Yoke Part Numbers | | |
|-------------------------------|---------------|--------------------------------|
| Brand | Part # | Title |
| Eurocardan | AAB-007-00194 | PTO YOKE NUM 8 INNER SHAFT (E) |
| Comer | AAB-007-00381 | PTO YOKE NUM 8 INNER SHAFT (C) |

| Shield Kit Part Numbers | | |
|-------------------------|---------------|--------------------------|
| Brand | Part # | Title |
| Eurocardan | AAB-007-00286 | PTO SHIELD KIT NUM 8 (E) |
| Comer | AAB-007-00434 | PTO SHIELD KIT NUM 8 (C) |

| Outer Shaft Yoke Part Numbers | | |
|-------------------------------|---------------|--------------------------------|
| Brand | Part # | Title |
| Eurocardan | AAB-007-00191 | PTO YOKE NUM 8 OUTER SHAFT (E) |
| Comer | AAB-007-00373 | PTO YOKE NUM 8 OUTER SHAFT (C) |

| | | |
|-----------------|---|-----------------------------------|
| DRWN : LMV | TOLERANCES (UNLESS SPECIFIED OTHERWISE) FRACTIONAL ± 1/16" DEC X.X ± 0.1" DEC X.XX ± 0.06" DEC X.XXX ± 0.031" ANGULAR ± 0.5° | JAY•LOR Fabricating Inc |
| DATE : 1/5/2015 | | |
| VIEW REP : | MAT : | |

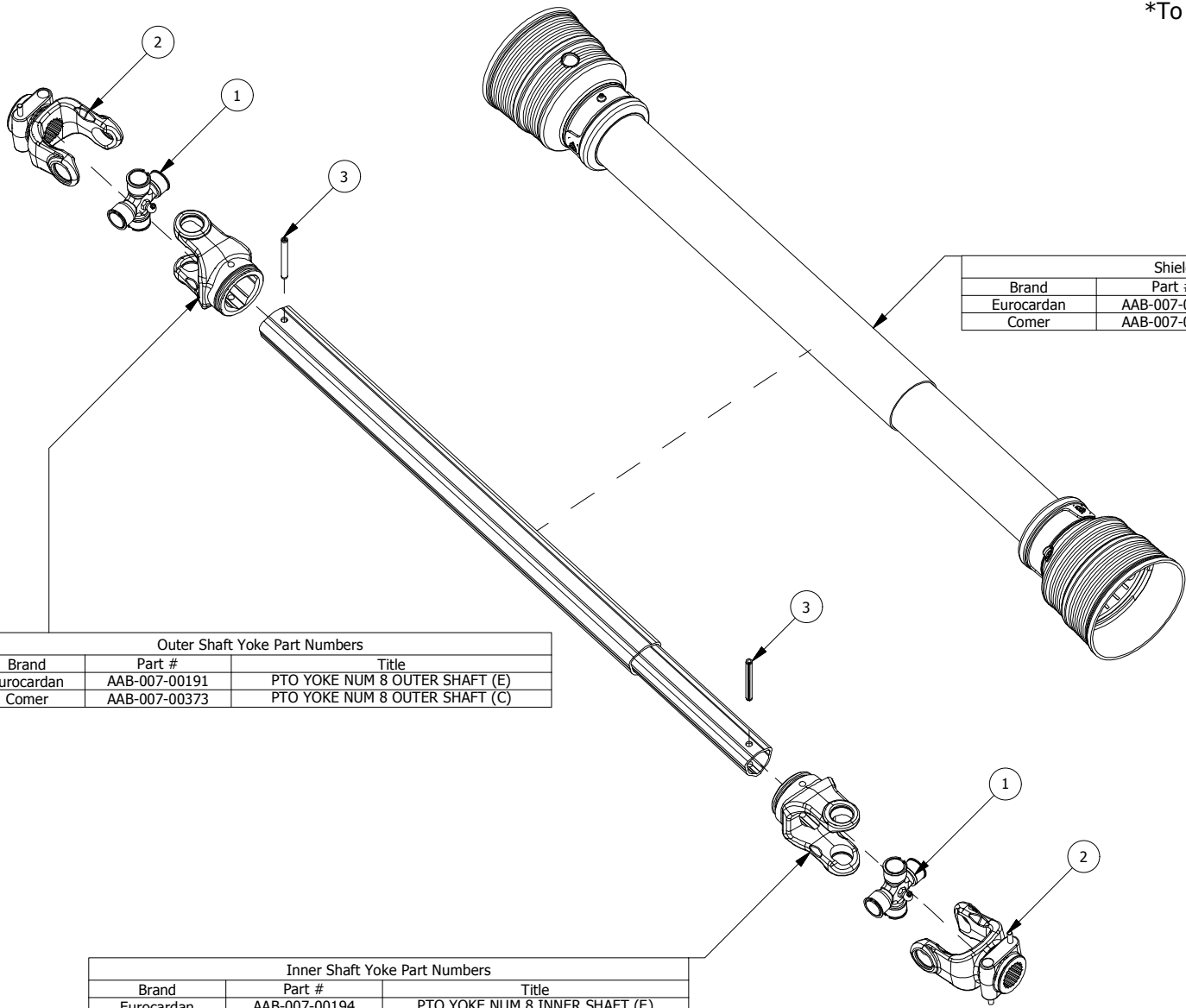
| VIEW REP : | SHEET 1 OF 1 | R# | DATE | DESCRIPTION | DR | CK |
|---|--------------|----|------|-------------|----|----|
| TITLE : PTO NUM 8 1-3/8F 21SP X 1-3/4F 20SP X 42.13/64.17 | | | | | | |

FILE NO : AAA-054-00195.idw

CONFIDENTIAL: THESE DRAWINGS AND COPIES THEREOF REMAIN THE PROPERTY OF JAY-LOR FABRICATING INC. ANY PERSON FOUND UNLAWFULLY USING, DISTRIBUTING, OR IN POSSESSION OF THE ABOVE WILL BE PROSECUTED

| Parts List | | | |
|------------|---------------|------------------------------|-----|
| ITEM | PART NUMBER | TITLE | QTY |
| 1 | AAB-007-00190 | PTO CROSS KIT NUM 8 | 2 |
| 2 | AAB-007-00199 | PTO YOKE NUM 8 1-3/4F X 20SP | 2 |
| 3 | AAB-007-00193 | ROLL PIN 3/8DIA X 3.5L | 2 |

To order all parts as a kit, use Part # AAB-007-00159



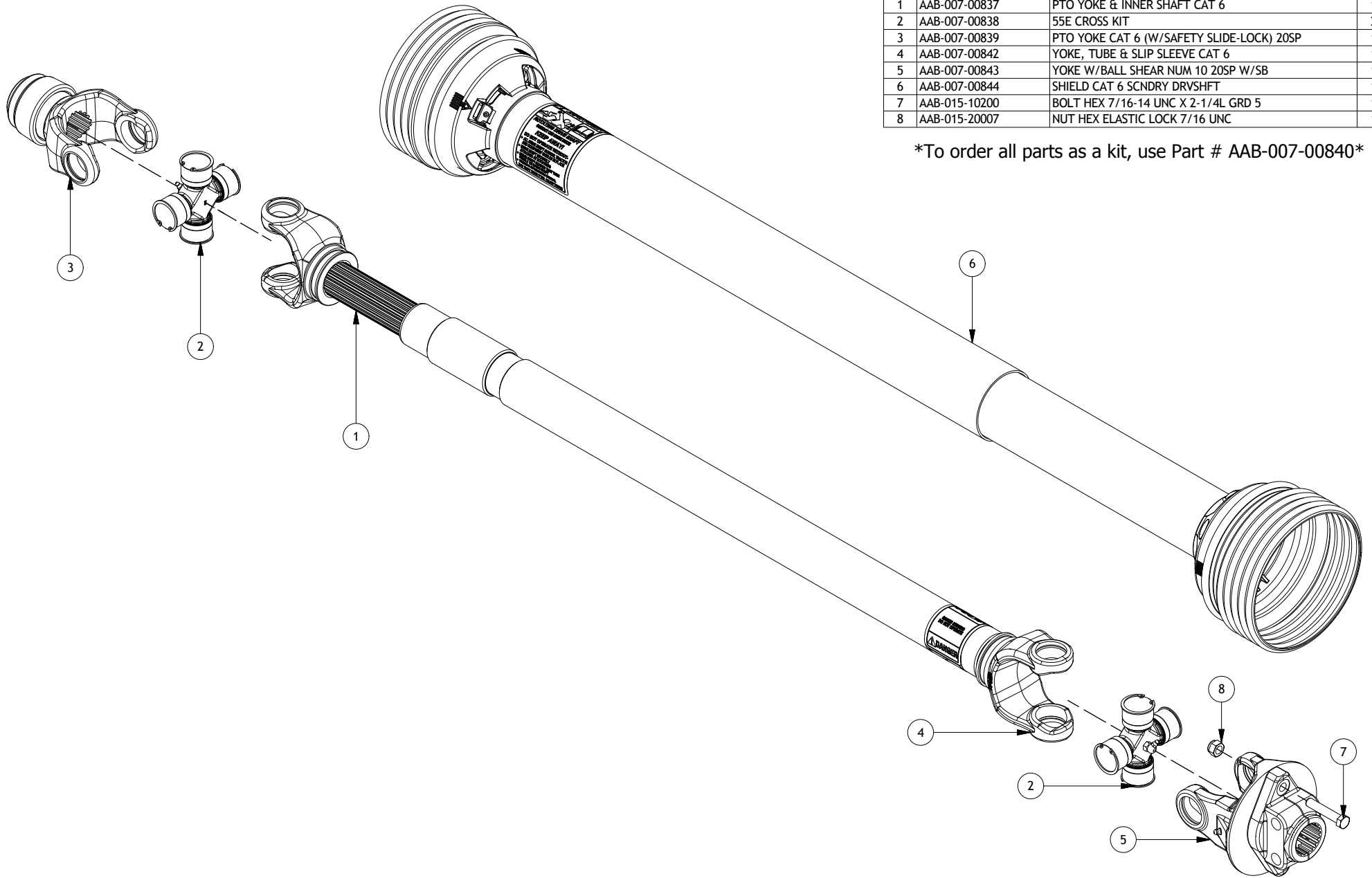
| Shield Kit Part Numbers | | |
|-------------------------|---------------|--------------------------|
| Brand | Part # | Title |
| Eurocardan | AAB-007-00286 | PTO SHIELD KIT NUM 8 (E) |
| Comer | AAB-007-00434 | PTO SHIELD KIT NUM 8 (C) |

| Outer Shaft Yoke Part Numbers | | |
|-------------------------------|---------------|--------------------------------|
| Brand | Part # | Title |
| Eurocardan | AAB-007-00191 | PTO YOKE NUM 8 OUTER SHAFT (E) |
| Comer | AAB-007-00373 | PTO YOKE NUM 8 OUTER SHAFT (C) |

| Inner Shaft Yoke Part Numbers | | |
|-------------------------------|---------------|--------------------------------|
| Brand | Part # | Title |
| Eurocardan | AAB-007-00194 | PTO YOKE NUM 8 INNER SHAFT (E) |
| Comer | AAB-007-00381 | PTO YOKE NUM 8 INNER SHAFT (C) |

| | | |
|-----------------|---|---|
| DRWN : LMV | TOLERANCES (UNLESS SPECIFIED OTHERWISE) FRACTIONAL ± 1/16" DEC X.X ± 0.1" DEC X.XX ± 0.06" DEC X.XXX ± 0.031" ANGULAR ± 0.5° | JAY•LOR Fabricating Inc |
| DATE : 1/5/2015 | | |
| MAT : | | CONFIDENTIAL: THESE DRAWINGS AND COPIES THEREOF REMAIN THE PROPERTY OF JAY-LOR FABRICATING INC. ANY PERSON FOUND UNLAWFULLY USING, DISTRIBUTING, OR IN POSSESSION OF THE ABOVE WILL BE PROSECUTED |

| | | | | | | |
|---|--------------|----|------|-----------------------------|----|----|
| VIEW REP : | SHEET 1 OF 1 | R# | DATE | DESCRIPTION | DR | CK |
| TITLE : PTO NUM 8 1-3/4F 20SP X 1-3/4F 20SP X 42.13/64.17 | | | | FILE NO : AAA-054-00196.idw | | |



| Parts List | | | |
|------------|---------------|---|-----|
| ITEM | PART NUMBER | TITLE | QTY |
| 1 | AAB-007-00837 | PTO YOKE & INNER SHAFT CAT 6 | 1 |
| 2 | AAB-007-00838 | 55E CROSS KIT | 2 |
| 3 | AAB-007-00839 | PTO YOKE CAT 6 (W/SAFETY SLIDE-LOCK) 20SP | 1 |
| 4 | AAB-007-00842 | YOKE, TUBE & SLIP SLEEVE CAT 6 | 1 |
| 5 | AAB-007-00843 | YOKE W/BALL SHEAR NUM 10 20SP W/SB | 1 |
| 6 | AAB-007-00844 | SHIELD CAT 6 SCNDRY DRVSHFT | 1 |
| 7 | AAB-015-10200 | BOLT HEX 7/16-14 UNC X 2-1/4L GRD 5 | 1 |
| 8 | AAB-015-20007 | NUT HEX ELASTIC LOCK 7/16 UNC | 1 |

To order all parts as a kit, use Part # AAB-007-00840

| | | |
|--|--------------|---|
| DRAWN : CDiRamio | | TOLERANCES (UNLESS SPECIFIED OTHERWISE) |
| DATE : 6/16/2016 | | FRACTIONAL ± 1/16" |
| FILE : AAA-054-00341 | | DEC X.X ± 0.1" |
| TITLE : PTO NUM 10 1-3/4F 20SP X 1-3/4F 20SP WSB X 48/74 (WITH GUARD) | | DEC X.XX ± 0.06" |
| PRINT DATE: 6/16/2016 | SHEET 1 OF 1 | DEC X.XXX ± 0.031" |
| <small>CONFIDENTIAL: THESE DRAWINGS AND COPIES THEREOF REMAIN THE PROPERTY OF JAY-LOR FABRICATING INC. ANY PERSON FOUND UNLAWFULLY USING, DISTRIBUTING, OR IN POSSESSION OF THE ABOVE WILL BE PROSECUTED</small> | | |

| Parts List | | | |
|------------|---------------|------------------------------|-----|
| ITEM | PART NUMBER | TITLE | QTY |
| 1 | AAB-007-00190 | PTO CROSS KIT NUM 8 | 1 |
| 2 | AAB-007-00288 | PTO CV JOINT NUM 8 | 1 |
| 3 | AAB-007-00218 | PTO NUM 8 INNER SHAFT 27.5L | 1 |
| 4 | AAB-007-00217 | PTO NUM 8 OUTER SHAFT 27.5L | 1 |
| 5 | AAB-007-00199 | PTO YOKE NUM 8 1-3/4F X 20SP | 1 |
| 6 | AAB-007-00193 | ROLL PIN 3/8DIA X 3.5L | 2 |

To order all parts as a kit, use Part # AAB-007-00163

| CV Yoke Part Numbers | | |
|----------------------|---------------|-------------------------------------|
| Brand | Part # | Title |
| Eurocardan | AAB-007-00215 | PTO CV YOKE NUM 8 1-3/4F X 20SP (E) |
| Comer | AAB-007-00385 | PTO CV YOKE NUM 8 1-3/4F X 20SP (C) |

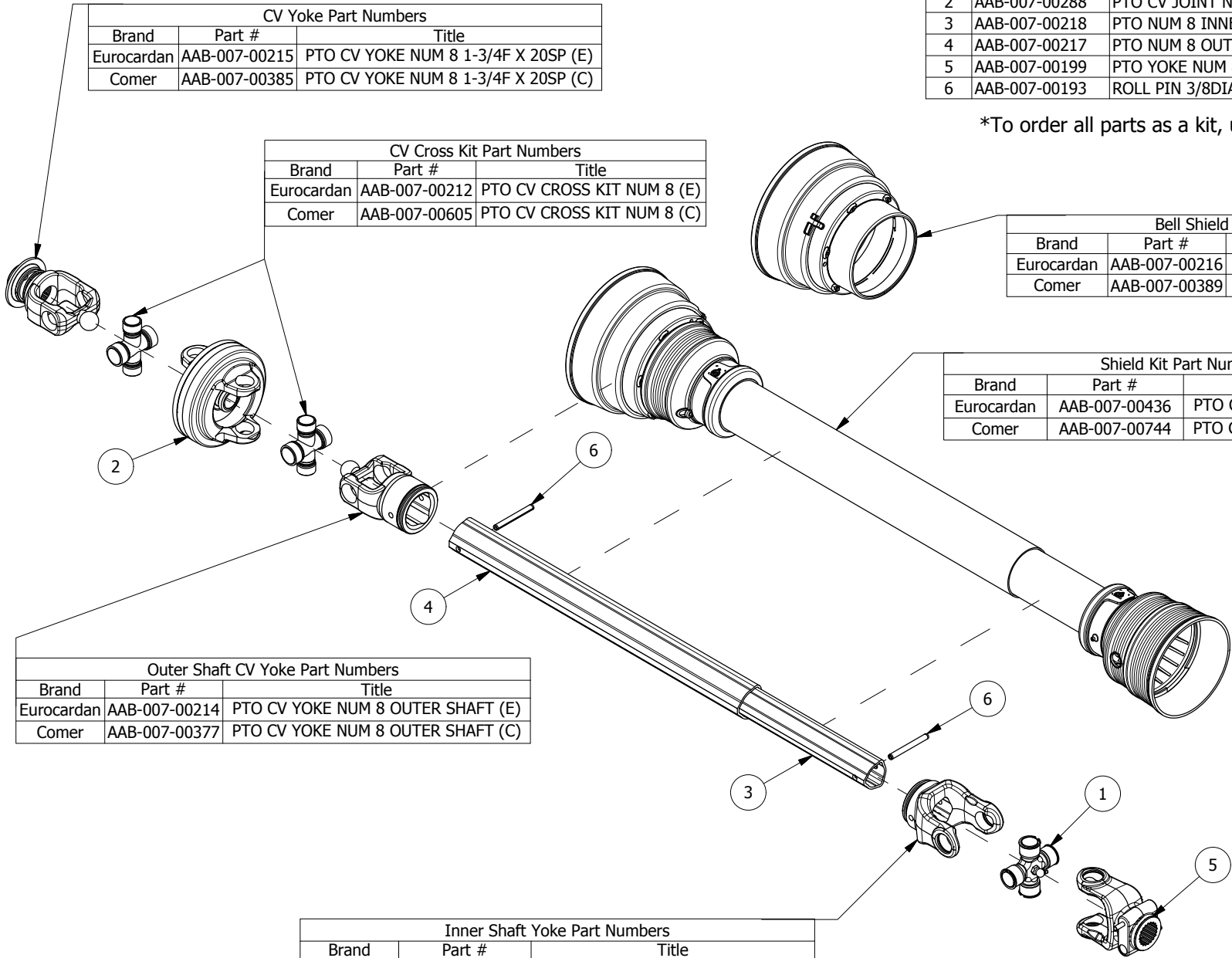
| CV Cross Kit Part Numbers | | |
|---------------------------|---------------|----------------------------|
| Brand | Part # | Title |
| Eurocardan | AAB-007-00212 | PTO CV CROSS KIT NUM 8 (E) |
| Comer | AAB-007-00605 | PTO CV CROSS KIT NUM 8 (C) |

| Bell Shield Part Numbers | | |
|--------------------------|---------------|------------------------------|
| Brand | Part # | Title |
| Eurocardan | AAB-007-00216 | PTO CV BELL SHIELD NUM 8 (E) |
| Comer | AAB-007-00389 | PTO CV BELL SHIELD NUM 8 (C) |

| Shield Kit Part Numbers | | |
|-------------------------|---------------|-----------------------------|
| Brand | Part # | Title |
| Eurocardan | AAB-007-00436 | PTO CV SHIELD KIT NUM 8 (E) |
| Comer | AAB-007-00744 | PTO CV SHIELD KIT NUM 8 (C) |

| Outer Shaft CV Yoke Part Numbers | | |
|----------------------------------|---------------|-----------------------------------|
| Brand | Part # | Title |
| Eurocardan | AAB-007-00214 | PTO CV YOKE NUM 8 OUTER SHAFT (E) |
| Comer | AAB-007-00377 | PTO CV YOKE NUM 8 OUTER SHAFT (C) |

| Inner Shaft Yoke Part Numbers | | |
|-------------------------------|---------------|--------------------------------|
| Brand | Part # | Title |
| Eurocardan | AAB-007-00194 | PTO YOKE NUM 8 INNER SHAFT (E) |
| Comer | AAB-007-00381 | PTO YOKE NUM 8 INNER SHAFT (C) |



| | | | |
|-----|-----------|---|-----------------------------------|
| DR | LMV | TOLERANCES (UNLESS SPECIFIED OTHERWISE) FRACTIONAL ± 1/16" DEC X.X ± 0.1" DEC X.XX ± 0.06" DEC X.XXX ± 0.031" ANGULAR ± 0.5° | JAY-LOR Fabricating Inc |
| DAT | 1/19/2012 | | |
| MAT | | | |

| | | | | | | | |
|-------|---------|--------------|----|------|-------------|----|----|
| UNITS | PAPER A | SHEET 1 OF 1 | R# | DATE | DESCRIPTION | DR | CK |
|-------|---------|--------------|----|------|-------------|----|----|

| | | | |
|-------|--|---------|-------------------|
| TITLE | PTO NUM 8 1-3/4F 20SP CV X 1-3/4F 20SP X 35.43/52.75 | FILE NO | AAA-054-00336.idw |
|-------|--|---------|-------------------|

CONFIDENTIAL: THESE DRAWINGS AND COPIES THEREOF REMAIN THE PROPERTY OF JAY-LOR FABRICATING INC. ANY PERSON FOUND UNLAWFULLY USING, DISTRIBUTING, OR IN POSSESSION OF THE ABOVE WILL BE PROSECUTED

| Parts List | | | |
|------------|---------------|------------------------------|-----|
| ITEM | PART NUMBER | TITLE | QTY |
| 1 | AAB-007-00190 | PTO CROSS KIT NUM 8 | 1 |
| 2 | AAB-007-00193 | ROLL PIN 3/8DIA X 3.5L | 2 |
| 3 | AAB-007-00199 | PTO YOKE NUM 8 1-3/4F X 20SP | 1 |
| 4 | AAB-007-00217 | PTO NUM 8 OUTER SHAFT 27.5L | 1 |
| 5 | AAB-007-00218 | PTO NUM 8 INNER SHAFT 27.5L | 1 |
| 6 | AAB-007-00288 | PTO CV JOINT NUM 8 | 1 |

To order all parts as a kit, use Part # AAB-007-00167

| CV Yoke Part Numbers | | |
|----------------------|---------------|-------------------------------------|
| Brand | Part # | Title |
| Eurocardan | AAB-007-00386 | PTO CV YOKE NUM 8 1-3/8F X 21SP (E) |
| Comer | AAB-007-00437 | PTO CV YOKE NUM 8 1-3/8F X 21SP (C) |

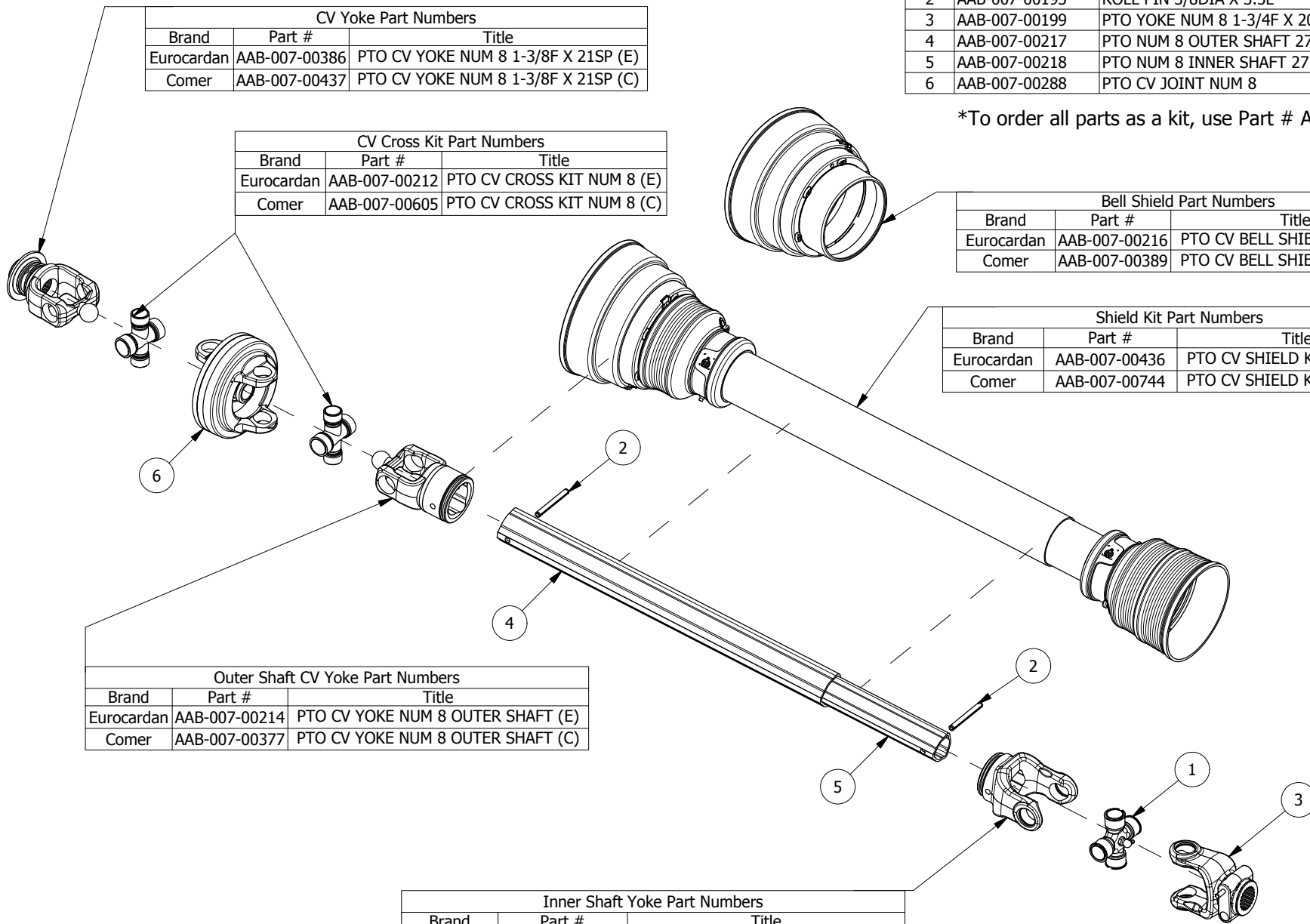
| CV Cross Kit Part Numbers | | |
|---------------------------|---------------|----------------------------|
| Brand | Part # | Title |
| Eurocardan | AAB-007-00212 | PTO CV CROSS KIT NUM 8 (E) |
| Comer | AAB-007-00605 | PTO CV CROSS KIT NUM 8 (C) |

| Bell Shield Part Numbers | | |
|--------------------------|---------------|------------------------------|
| Brand | Part # | Title |
| Eurocardan | AAB-007-00216 | PTO CV BELL SHIELD NUM 8 (E) |
| Comer | AAB-007-00389 | PTO CV BELL SHIELD NUM 8 (C) |

| Shield Kit Part Numbers | | |
|-------------------------|---------------|-----------------------------|
| Brand | Part # | Title |
| Eurocardan | AAB-007-00436 | PTO CV SHIELD KIT NUM 8 (E) |
| Comer | AAB-007-00744 | PTO CV SHIELD KIT NUM 8 (C) |

| Outer Shaft CV Yoke Part Numbers | | |
|----------------------------------|---------------|-----------------------------------|
| Brand | Part # | Title |
| Eurocardan | AAB-007-00214 | PTO CV YOKE NUM 8 OUTER SHAFT (E) |
| Comer | AAB-007-00377 | PTO CV YOKE NUM 8 OUTER SHAFT (C) |

| Inner Shaft Yoke Part Numbers | | |
|-------------------------------|---------------|--------------------------------|
| Brand | Part # | Title |
| Eurocardan | AAB-007-00194 | PTO YOKE NUM 8 INNER SHAFT (E) |
| Comer | AAB-007-00381 | PTO YOKE NUM 8 INNER SHAFT (C) |



| | | | |
|-----|-----------|---|-----------------------------------|
| DR | LMV | TOLERANCES (UNLESS SPECIFIED OTHERWISE) FRACTIONAL ± 1/16" DEC X.X ± 0.1" DEC X.XX ± 0.06" DEC X.XXX ± 0.031" ANGULAR ± 0.5° | JAY-LOR Fabricating Inc |
| DAT | 2/11/2008 | | |
| MAT | | | |

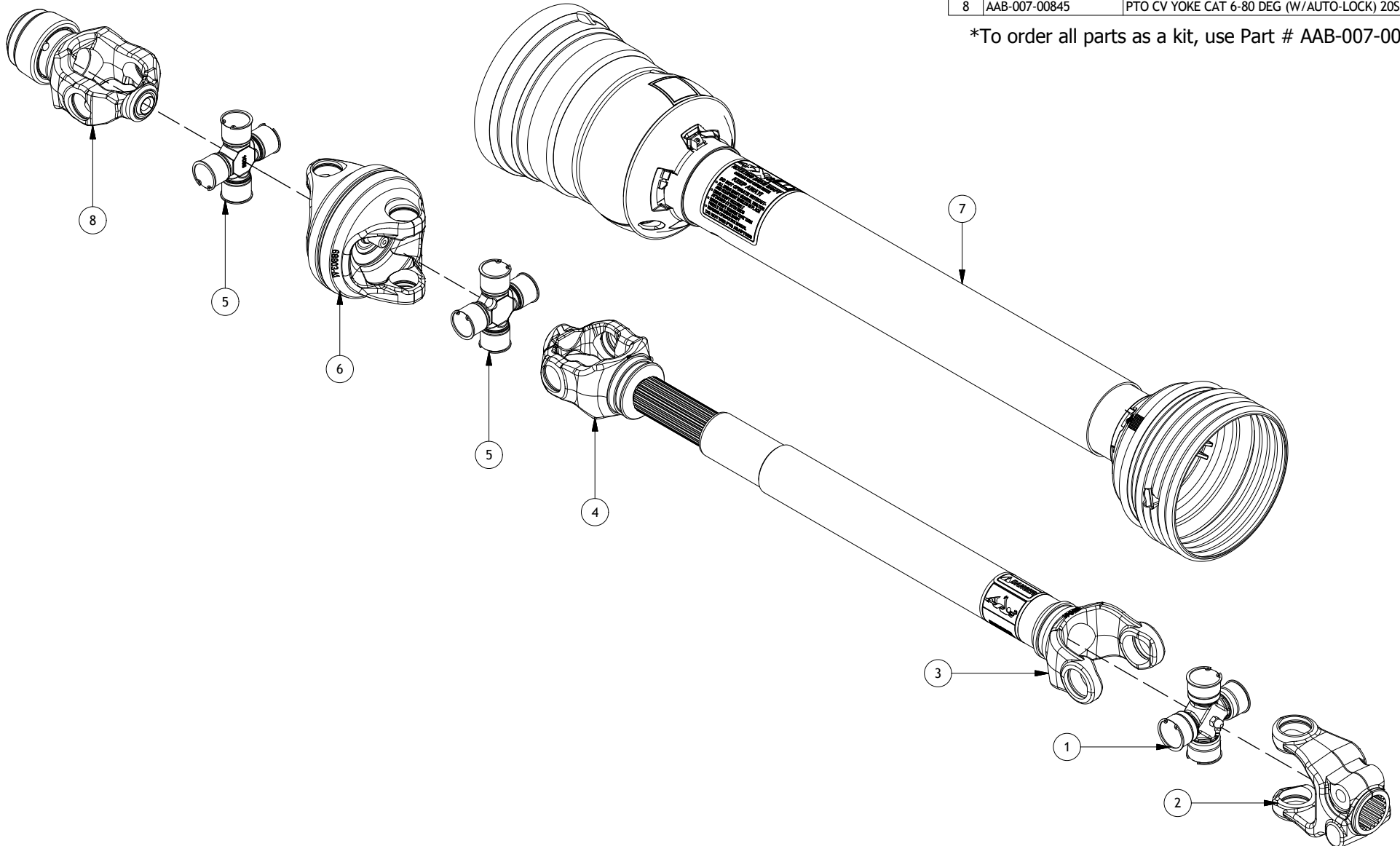
| | | | | | | | |
|-------|---------|--------------|----|------|-------------|----|----|
| UNITS | PAPER A | SHEET 1 OF 1 | R# | DATE | DESCRIPTION | DR | CK |
|-------|---------|--------------|----|------|-------------|----|----|

| | | | |
|-------|--|---------|-------------------|
| TITLE | PTO NUM 8 1-3/8F 21SP CV X 1-3/4F 20SP X 35.43/52.75 | FILE NO | AAA-054-00338.idw |
|-------|--|---------|-------------------|

CONFIDENTIAL: THESE DRAWINGS AND COPIES THEREOF REMAIN THE PROPERTY OF JAY-LOR FABRICATING INC. ANY PERSON FOUND UNLAWFULLY USING, DISTRIBUTING, OR IN POSSESSION OF THE ABOVE WILL BE PROSECUTED

| Parts List | | | |
|------------|---------------|---|-----|
| ITEM | PART NUMBER | TITLE | QTY |
| 1 | AAB-007-00828 | CV PTO CROSS KIT CAT 6 | 1 |
| 2 | AAB-007-00829 | PTO YOKE CAT 6 20SP | 1 |
| 3 | AAB-007-00831 | PTO YOKE & OUTER SHAFT CAT 6 | 1 |
| 4 | AAB-007-00832 | PTO CV YOKE & INNER SHAFT CAT 6 | 1 |
| 5 | AAB-007-00833 | CV PTO CROSS KIT CAT 6-80 DEG | 2 |
| 6 | AAB-007-00834 | WWCV CENTER HOUSING | 1 |
| 7 | AAB-007-00836 | SHIELD CAT 6 CV DRVSHT | 1 |
| 8 | AAB-007-00845 | PTO CV YOKE CAT 6-80 DEG (W/AUTO-LOCK) 20SP | 1 |

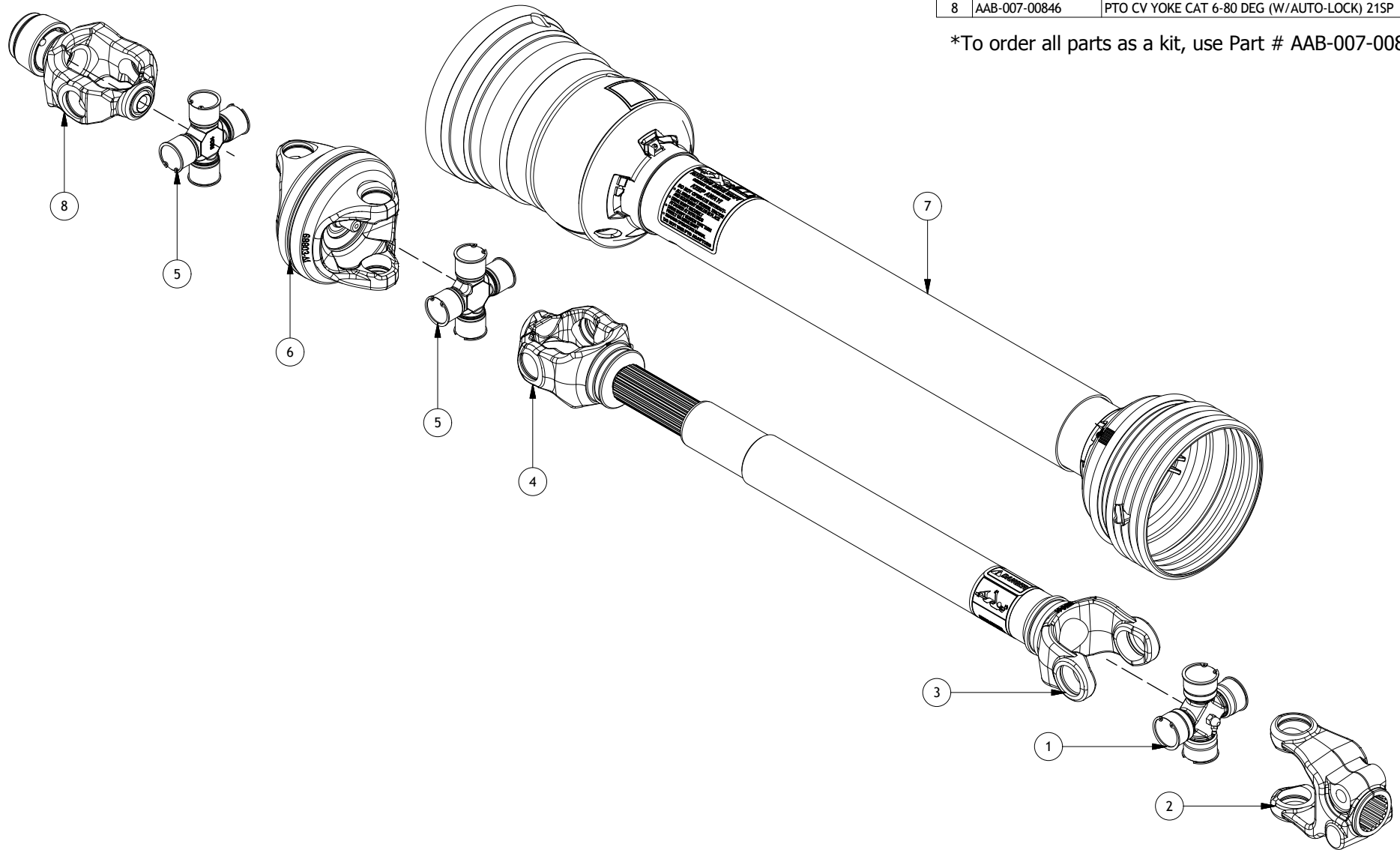
To order all parts as a kit, use Part # AAB-007-00830



| | | |
|---|-----------------------------------|---|
| DRAWN : CDiRamio | JAY-LOR Fabricating Inc | TOLERANCES (UNLESS SPECIFIED OTHERWISE) FRACTIONAL ± 1/16" DEC X.X ± 0.1" DEC X.XX ± 0.06" DEC X.XXX ± 0.031" ANGULAR ± 0.5° |
| DATE : 6/16/2016 | | |
| FILE : AAA-054-00339 | | |
| TITLE : 55R CAT 80° P CV DRIVE SHAFT WITH GUARD 20 TO 20 SPLINES | | |
| PRINT DATE: 6/16/2016 | SHEET 1 OF 1 | |
| CONFIDENTIAL: THESE DRAWINGS AND COPIES THEREOF REMAIN THE PROPERTY OF JAY-LOR FABRICATING INC. ANY PERSON FOUND UNLAWFULLY USING, DISTRIBUTING, OR IN POSSESSION OF THE ABOVE WILL BE PROSECUTED | | |

| Parts List | | | |
|------------|---------------|---|-----|
| ITEM | PART NUMBER | TITLE | QTY |
| 1 | AAB-007-00828 | CV PTO CROSS KIT CAT 6 | 1 |
| 2 | AAB-007-00829 | PTO YOKE CAT 6 20SP | 1 |
| 3 | AAB-007-00831 | PTO YOKE & OUTER SHAFT CAT 6 | 1 |
| 4 | AAB-007-00832 | PTO CV YOKE & INNER SHAFT CAT 6 | 1 |
| 5 | AAB-007-00833 | CV PTO CROSS KIT CAT 6-80 DEG | 2 |
| 6 | AAB-007-00834 | WVCV CENTER HOUSING | 1 |
| 7 | AAB-007-00836 | SHIELD CAT 6 CV DRVSHT | 1 |
| 8 | AAB-007-00846 | PTO CV YOKE CAT 6-80 DEG (W/AUTO-LOCK) 21SP | 1 |

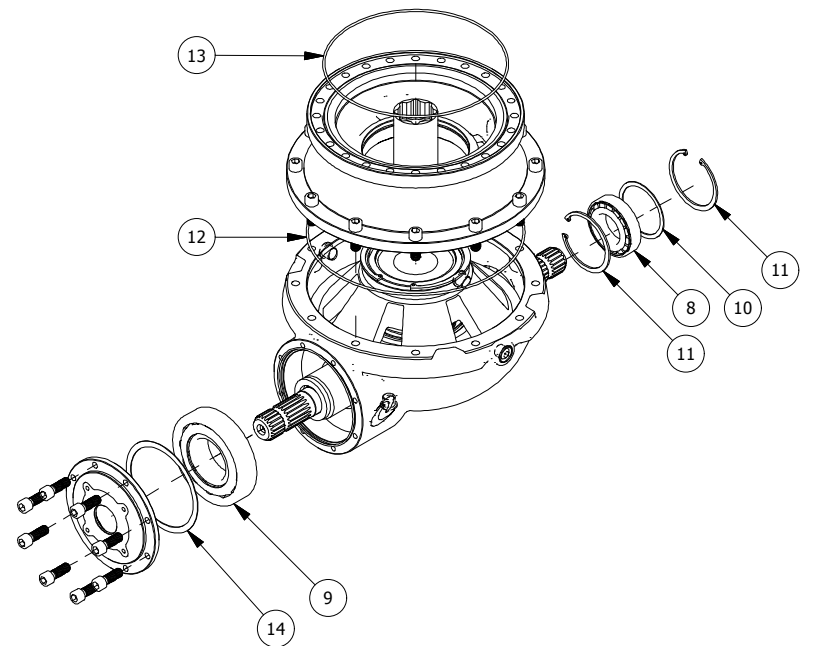
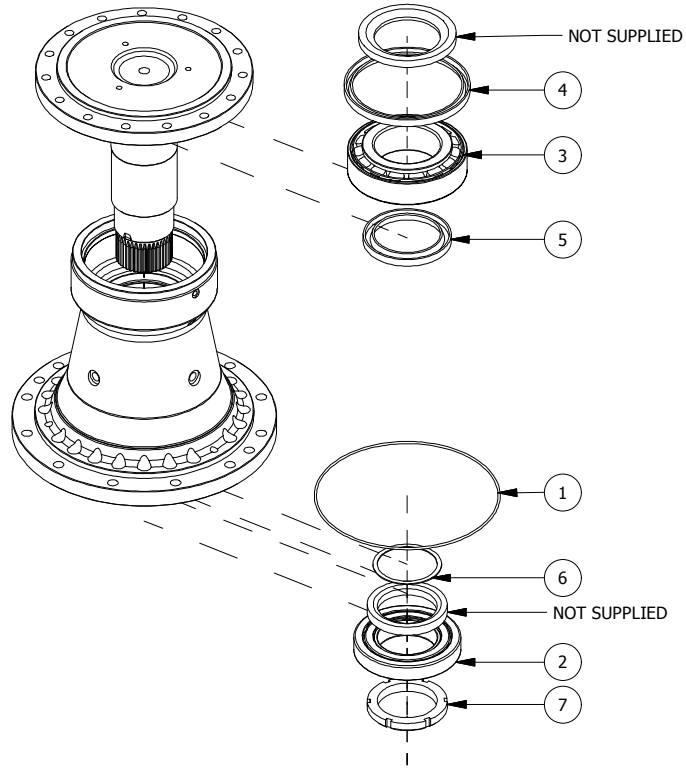
To order all parts as a kit, use Part # AAB-007-00835



| | | |
|---|-----------------------------------|---|
| DRAWN : CDiRamio | JAY-LOR Fabricating Inc | TOLERANCES (UNLESS SPECIFIED OTHERWISE) |
| DATE : 6/16/2016 | | FRACTIONAL ± 1/16" |
| FILE : AAA-054-00340 | | DEC X.X ± 0.1" |
| TITLE : 55R CAT 80° P CV DRIVE SHAFT WITH GUARD 20 TO 21 SPLINES | | DEC X.XX ± 0.06" |
| | | DEC X.XXX ± 0.031" |
| | | ANGULAR ± 0.5° |
| PRINT DATE: 6/16/2016 | SHEET 1 OF 1 | |
| CONFIDENTIAL: THESE DRAWINGS AND COPIES THEREOF REMAIN THE PROPERTY OF JAY-LOR FABRICATING INC. ANY PERSON FOUND UNLAWFULLY USING, DISTRIBUTING, OR IN POSSESSION OF THE ABOVE WILL BE PROSECUTED | | |

| Parts List | | | | Parts List | | | |
|------------|---------------|-------------------------------------|-----|------------|---------------|--------------------------------|-----|
| ITEM | PART NUMBER | TITLE | QTY | ITEM | PART NUMBER | TITLE | QTY |
| 1 | AAB-007-00523 | O-RING 3.53 X 291.69 | 2 | 8 | AAB-007-00251 | TAPERED ROLLER BRNG (32211) | 1 |
| 2 | AAB-007-00237 | TAPERED ROLLER BRNG (32221) | 1 | 9 | AAB-007-00250 | TAPERED ROLLER BEARING (30315) | 1 |
| 3 | AAB-007-00238 | TAPER ROLLER BRNG (30219) | 1 | 10 | AAB-007-00645 | SHIM KIT 85.3 x 99.7 | 1 |
| 4 | AAB-007-00239 | OIL SEAL A 180X200X15 DIN 3760 - NB | 1 | 11 | AAB-007-00258 | INTERNAL CIRCLIP 100MM | 2 |
| 5 | AAB-007-00242 | OIL SEAL A 105X140X12 DIN 3760 - NB | 1 | 12 | AAB-007-00408 | O-RING 3.53 X 329.79 | 1 |
| 6 | AAB-007-00404 | SHIM KIT 95 X 109 | 1 | 13 | AAB-007-00523 | O-RING 3.53 X 291.69 | 2 |
| 7 | AAB-007-00244 | RING NUT | 1 | 14 | AAB-007-00698 | SHIM KIT 140.3MM X 159.6MM | 1 |

TO ORDER ALL PARTS AS A KIT, USE PART # AAA-007-00131



NOTE:
KITS AVAILABLE FOR:

1. COMPLETE PLANETARY REDUCTION ASSEMBLY
2. INPUT AND OUTPUT SHAFT SEALS

ALL PARTS NOT IN KITS. PLEASE REFER TO
MANUFACTURER'S PART LIST IN GEARBOX SECTION

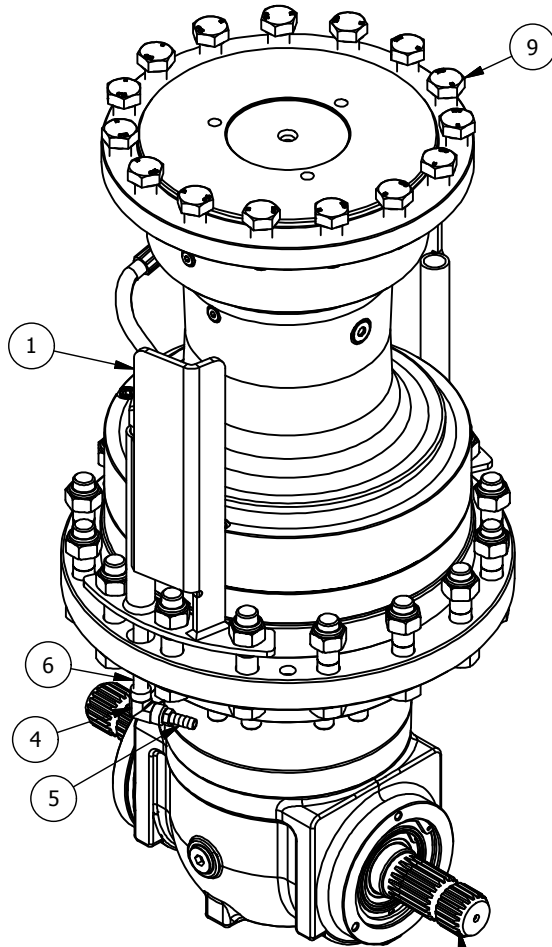
| | | |
|-----------------|---|-----------------------------------|
| DRWN : LMV | TOLERANCES (UNLESS SPECIFIED OTHERWISE) FRACTIONAL ± 1/16" DEC X.X ± 0.1" DEC X.XX ± 0.06" DEC X.XXX ± 0.031" ANGULAR ± 0.5° | JAY•LOR Fabricating Inc |
| DATE : 1/5/2015 | | |
| MAT : | | |

CONFIDENTIAL: THESE DRAWINGS AND COPIES THEREOF REMAIN THE PROPERTY OF JAY-LOR FABRICATING INC. ANY PERSON FOUND UNLAWFULLY USING, DISTRIBUTING, OR IN POSSESSION OF THE ABOVE WILL BE PROSECUTED

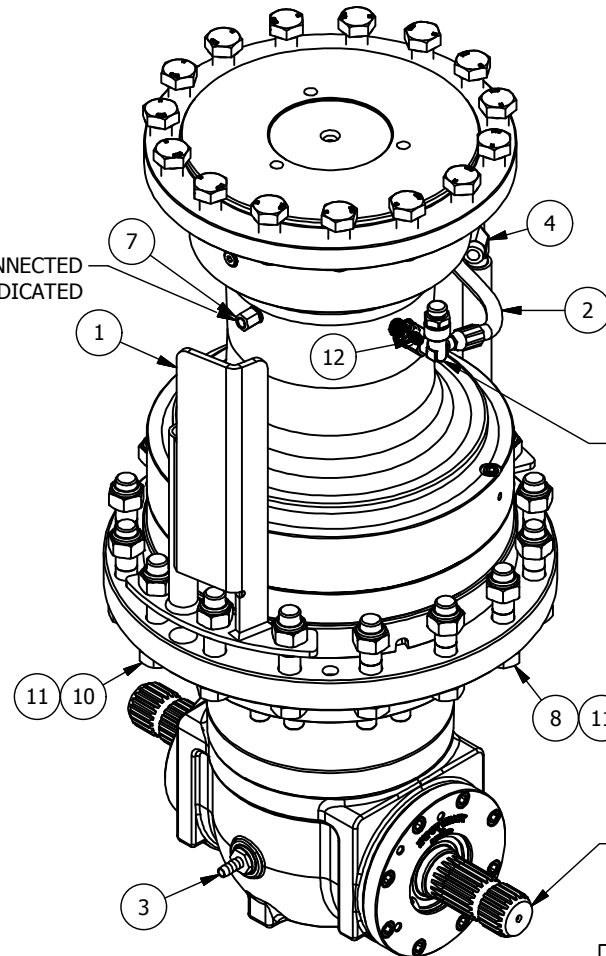
| | | | | | | |
|--|--------------|----|------|-----------------------------|----|----|
| VIEW REP : | SHEET 1 OF 1 | R# | DATE | DESCRIPTION | DR | CK |
| TITLE : KIT SEAL / BEARING 1602 / 1603 | | | | FILE NO : AAA-054-00197.idw | | |

Parts List

| ITEM | PART NUMBER | TITLE | QTY |
|------|---------------|---|-----|
| 1 | AAA-008-00080 | INTERNAL GREASE LINE PROTECTOR | 4 |
| 2 | AAA-009-00149 | HOSE HYD 90DEG 4 FJIC X 4 MNPT X 11.75L | 2 |
| 3 | AAB-008-00002 | FIT 8 MNPT X 3/8 BARB | 2 |
| 4 | AAB-008-00004 | FIT 90DEG 4 FNPT X 4 FNPT | 4 |
| 5 | AAB-008-00006 | FIT 4 MNPT X 3/8 BARB | 2 |
| 6 | AAB-008-00021 | PIPE BLACK 1/4DIA X 11 (4MNPT X 4MNPT) | 2 |
| 7 | AAB-008-00120 | 9035-02-02 MALE BSPP X FEMALE NPT | 2 |
| 8 | AAB-015-10151 | M20-2.5 X 90MM CLASS 10.9 ZINC CAP SCREW | 20 |
| 9 | AAB-015-10152 | M20-2.5 X 50MM CLASS 10.9 ZINC CAP SCREW | 30 |
| 10 | AAB-015-10153 | M20-2.5 X 100MM CLASS 10.9 ZINC CAP SCREW | 12 |
| 11 | AAB-015-20044 | M20-2.5 ZINC PLATED NYLON LOCK NUT | 32 |
| 12 | AAB-008-00148 | FIT ADPT 4 MJIC X 6 BSPP | 2 |



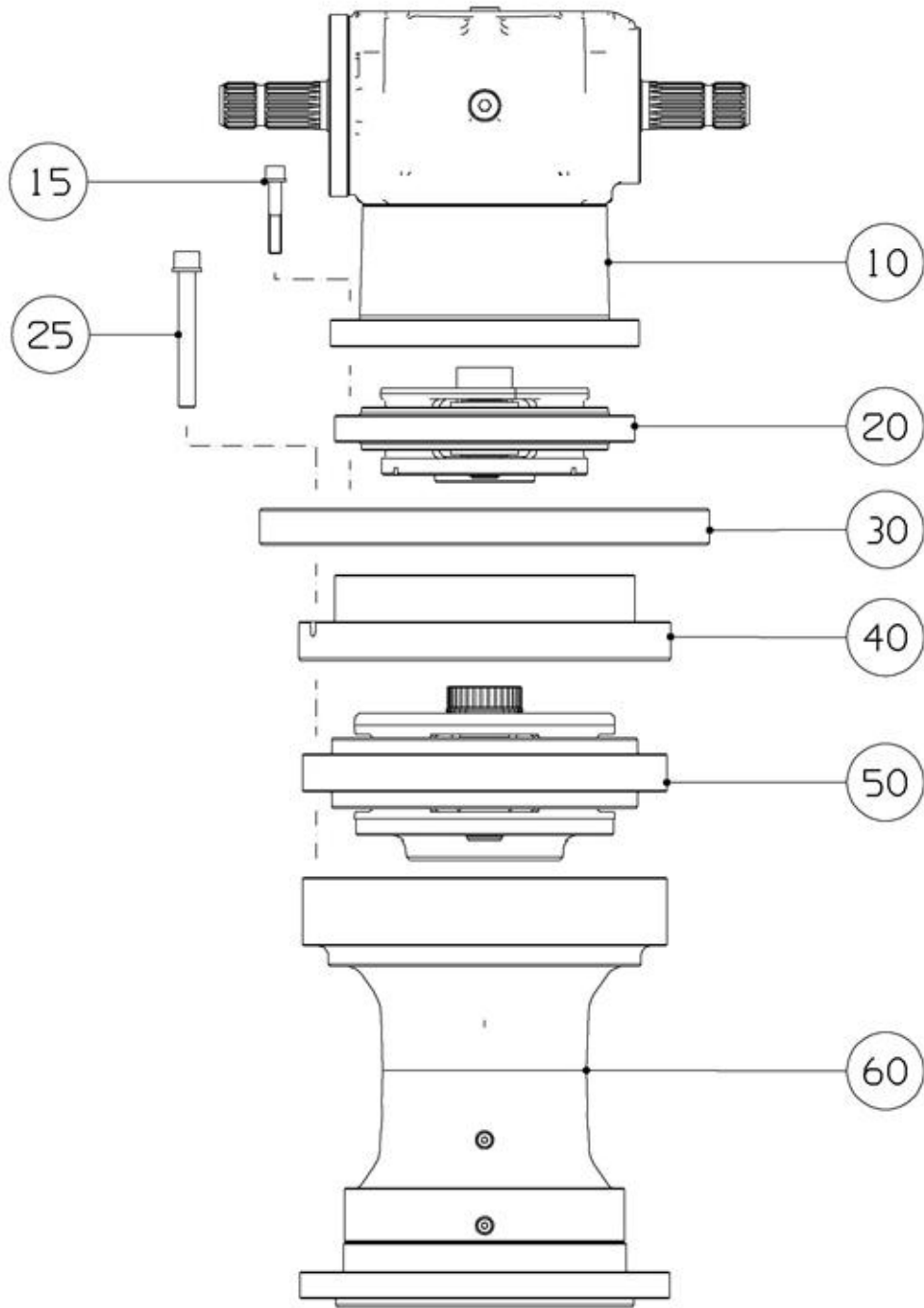
GREASE LINE CONNECTED TO FITTING INDICATED



REMOVE STOCK BREATHER AND INSTALL FITTING/RETURN LINE

THIS SHAFT TOWARDS MACHINE REAR

THIS SHAFT TOWARDS MACHINE FRONT

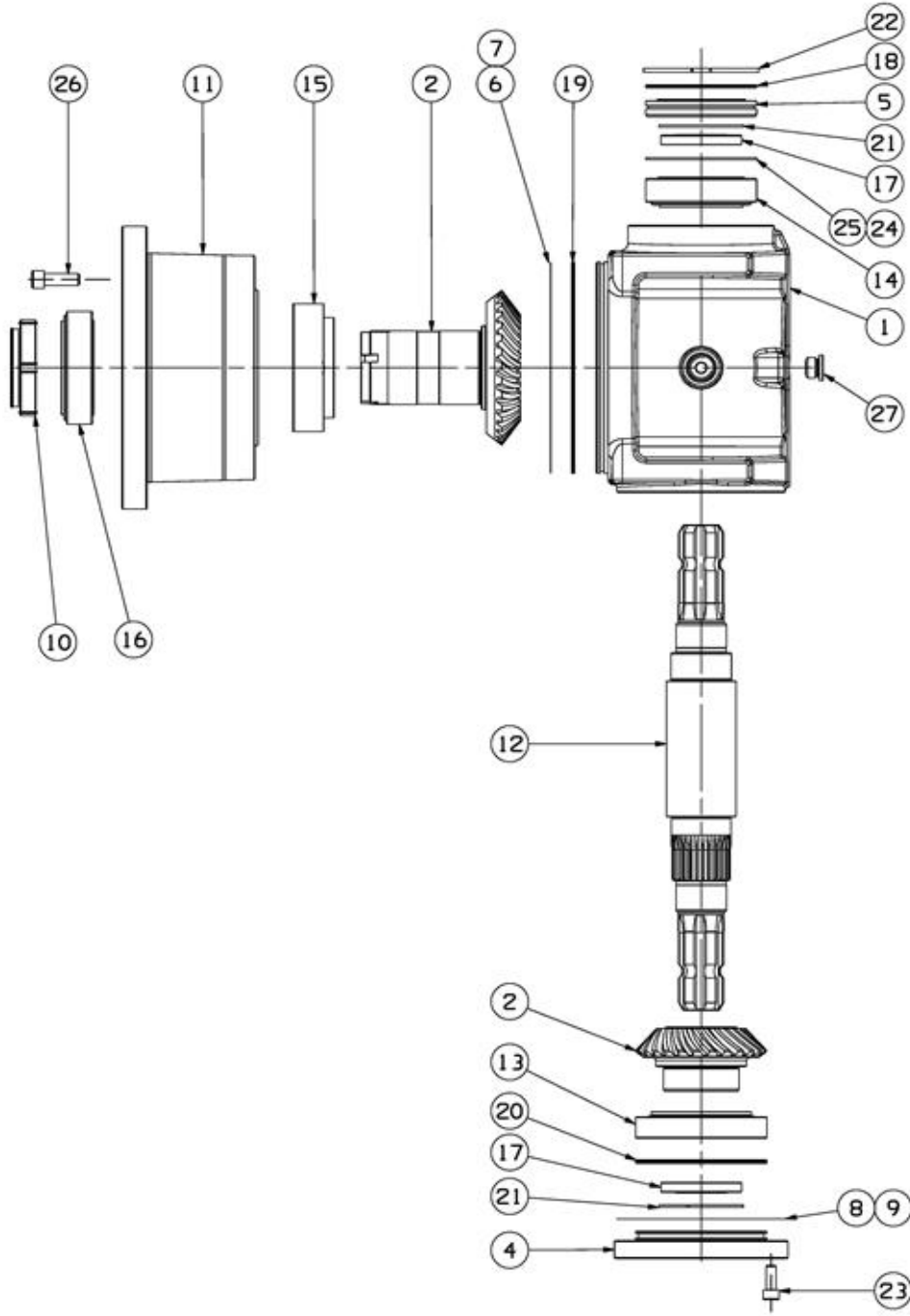


| PARTS LIST | | | |
|------------|---------------|---|-----|
| ITEM | PART NUMBER | DESCRIPTION | QTY |
| 10 | AAB-007-00900 | BEVEL GEAR C1M/065/1,27/1-3/4 (VITON_Uscita in linea 1-3/4_Z20) | 1 |
| 15 | AAB-007-00901 | SCREW SET VR 12x70UNI5931-10.9 | 16 |
| 20 | AAB-007-00902 | REDUCTION STAGE EM1065/Fec/4,33/GC27 (Cor.24F) | 1 |
| 25 | AAB-007-00903 | SCREW SET VR16x130UNI5931-12.9 | 24 |
| 30 | AAB-007-00904 | FLANGE To16/IF385/H34/IF314 | 1 |
| 40 | AAB-007-00905 | INTERMEDIATE FLANGE E200/E200_T24f../065_24f | 1 |
| 50 | AAB-007-00906 | REDUCTION STAGE E200/Fec/4,42/GC32 (Cor. A T 24 Fori) | 1 |
| 60 | AAB-007-00907 | OUTPUT SUPPORT ES200/FR/EO/E200T (Solo CentrUscD261_FR9016332) | 1 |

| | | |
|------------------|---|--|
| DRWN : | TOLERANCES (UNLESS SPECIFIED OTHERWISE) FRACTIONAL ± 1/16" DEC X.X ± 0.1" DEC X.XX ± 0.06" DEC X.XXX ± 0.031" ANGULAR ± 0.5° | |
| DATE : 3/17/2015 | | |
| MAT : | | |

| | | | | | | |
|----------------------------|--------------|----|------|-----------------------------|----|----|
| VIEW REP : ECS2013 GEARBOX | SHEET 1 OF 1 | R# | DATE | DESCRIPTION | DR | CK |
| TITLE : ECS2013 GEARBOX | | | | FILE NO : AAA-054-00286.idw | | |

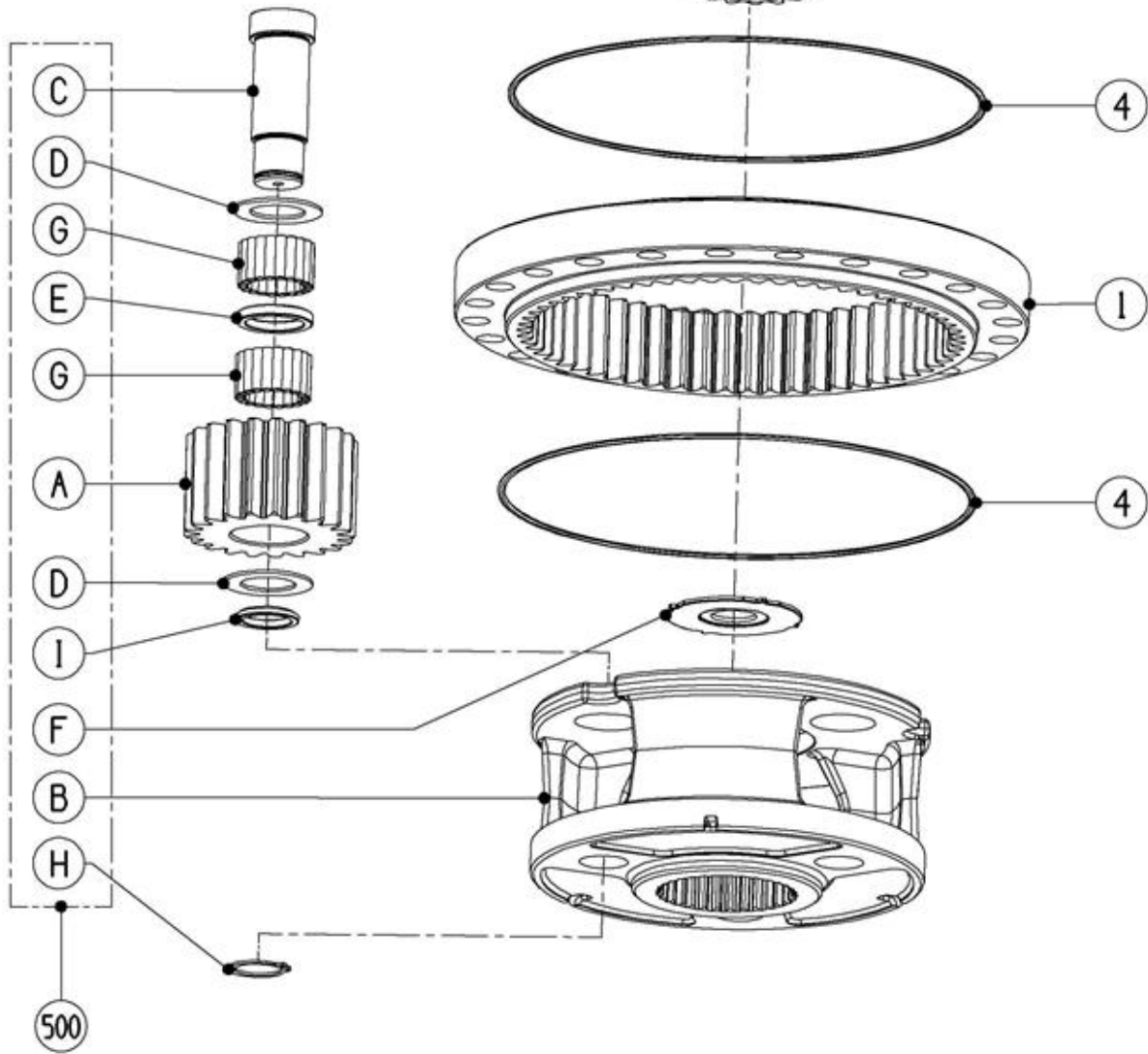
CONFIDENTIAL: THESE DRAWINGS AND COPIES THEREOF REMAIN THE PROPERTY OF JAY-LOR FABRICATING INC. ANY PERSON FOUND UNLAWFULLY USING, DISTRIBUTING, OR IN POSSESSION OF THE ABOVE WILL BE PROSECUTED



| PARTS LIST | | | |
|------------|---------------|---|-----|
| ITEM | PART NUMBER | DESCRIPTION | QTY |
| 1 | AAB-007-00908 | HOUSING C1M/./././.. | 1 |
| 2 | AAB-007-00909 | PINION+RING-GEAR C1M/A27/1,27/.. (Entr.A27) | 1 |
| 4 | AAB-007-00910 | COVER C1M/./././IF150 | 1 |
| 5 | AAB-007-00911 | COVER C1M/./././IF96 | 1 |
| 6 | AAB-007-00912 | SPACER C1M/214/160,5/0,1 | 1 |
| 7 | AAB-007-00913 | SPACER C1M/214/160,5/0,15 | 1 |
| 8 | AAB-007-00914 | SPACER C1M/167/130,5/0,1 | 1 |
| 9 | AAB-007-00915 | SPACER C1M/167/130,5/0,15 | 1 |
| 10 | AAB-007-00916 | LOCK NUT C1M/M75x2/4T/.. | 1 |
| 11 | AAB-007-00917 | INTERMEDIATE FLANGE EM1065/./././CM1 | 1 |
| 12 | AAB-007-00918 | SHAFT C1M/1-3_4z20/./1-3_4z20 | 1 |
| 13 | AAB-007-00919 | BEARING 30215 DIN720 | 1 |
| 14 | AAB-007-00920 | BEARING 33212 DIN720 | 1 |
| 15 | AAB-007-00921 | BEARING 33215 DIN720 | 1 |
| 16 | AAB-007-00922 | BEARING 33015 DIN720 | 1 |
| 17 | AAB-007-00923 | OIL SEAL BASL50x80x10 Viton | 2 |
| 18 | AAB-007-00924 | O-RING 2-155 101,27x2,62 | 1 |
| 19 | AAB-007-00925 | O-RING 2-172 209,22x2,62 | 1 |
| 20 | AAB-007-00926 | O-RING 2-249 123,42x3,53 | 1 |
| 21 | AAB-007-00927 | CIRCLIP Int. 80 UNI7437-75 | 2 |
| 22 | AAB-007-00928 | CIRCLIP Int. 110 UNI7437-75 | 1 |
| 23 | AAB-007-00929 | SCREW M10x25 UNI5931-67-8.8 | 8 |
| 24 | AAB-007-00930 | SHIM PS90x110x0,1 DIN988 | 1 |
| 25 | AAB-007-00931 | SHIM PS90x110x2 DIN988 | 1 |
| 26 | AAB-007-00932 | SCREW M12x35 UNI5931-67-8.8 | 12 |
| 27 | AAB-007-00933 | PLUG G1/2 DIN908 Magn.Inc_O-Ring_Lanthane | 3 |

| | | |
|------------------|--|------------------------------------|
| DRWN : | TOLERANCES (UNLESS SPECIFIED OTHERWISE) | JAY•LOR® Fabricating Inc |
| DATE : 3/17/2015 | FRACTIONAL ± 1/16" DEC X.X ± 0.1" DEC X.XX ± 0.06" DEC X.XXX ± 0.031" ANGULAR ± 0.5° | |
| MAT : | | |

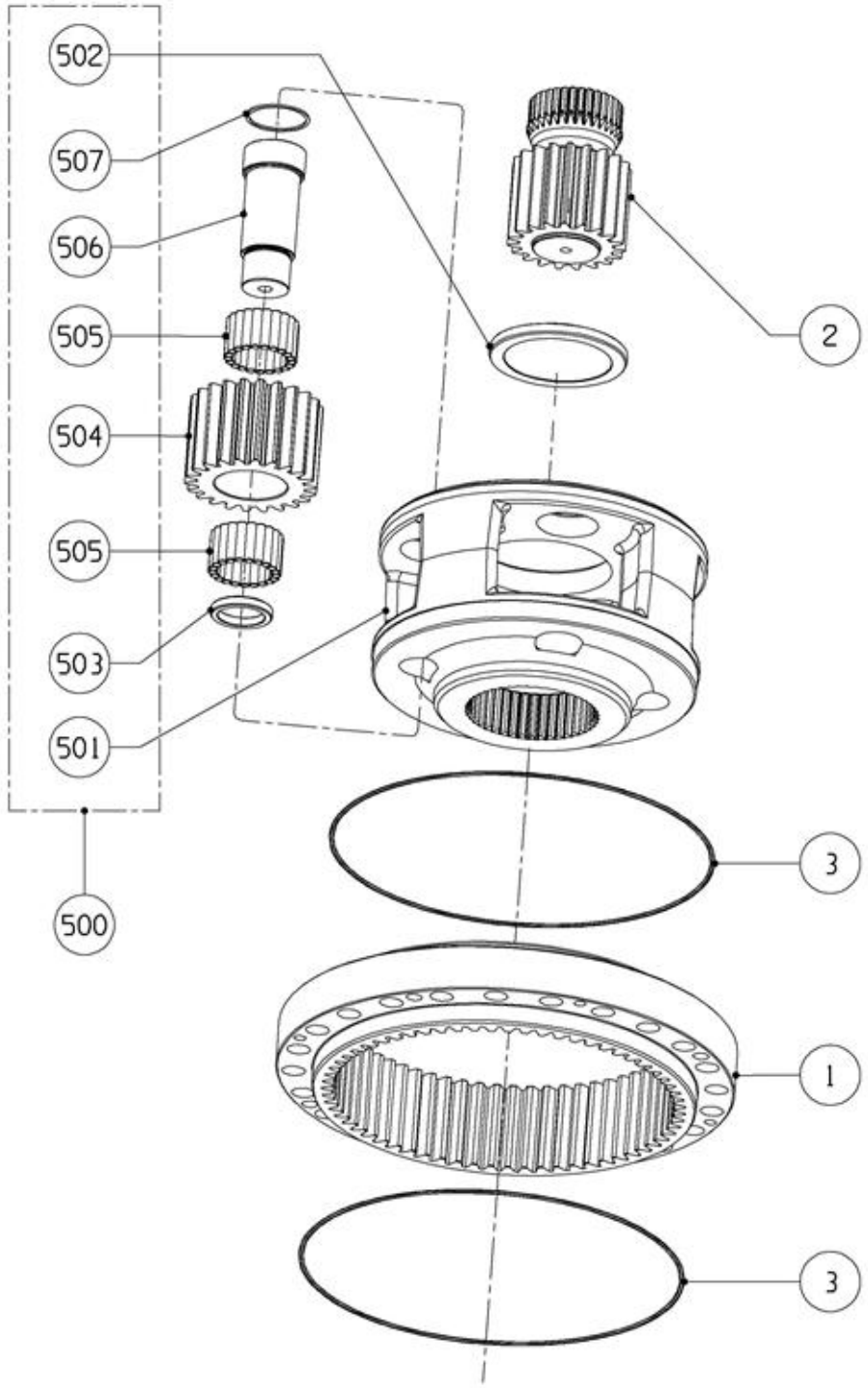
CONFIDENTIAL: THESE DRAWINGS AND COPIES THEREOF REMAIN THE PROPERTY OF JAY-LOR FABRICATING INC. ANY PERSON FOUND UNLAWFULLY USING, DISTRIBUTING, OR IN POSSESSION OF THE ABOVE WILL BE PROSECUTED



| PARTS LIST | | | |
|------------|---------------|-------------------------------------|-----|
| ITEM | PART NUMBER | DESCRIPTION | QTY |
| 1 | AAB-007-00934 | RING-GEAR EM1065/24F/./Z60M3,5 | 1 |
| 2 | AAB-007-00935 | SUN PINION EM1065/Z18M3,5/4,33/B27 | 1 |
| 3 | AAB-007-00936 | CIRCLIP Est.57 UNI7435-75 | 1 |
| 4 | AAB-007-00937 | O-RING 2-175 228x2,62 | 2 |
| 500 | AAB-007-00938 | REDUCTION STAGE EM1065/FEc/4,33/SGC | 1 |

| | | |
|------------------|---|--|
| DRWN : | TOLERANCES (UNLESS SPECIFIED OTHERWISE) FRACTIONAL ± 1/16" DEC X.X ± 0.1" DEC X.XX ± 0.06" DEC X.XXX ± 0.031" ANGULAR ± 0.5° | |
| DATE : 3/17/2015 | | |
| MAT : | | |

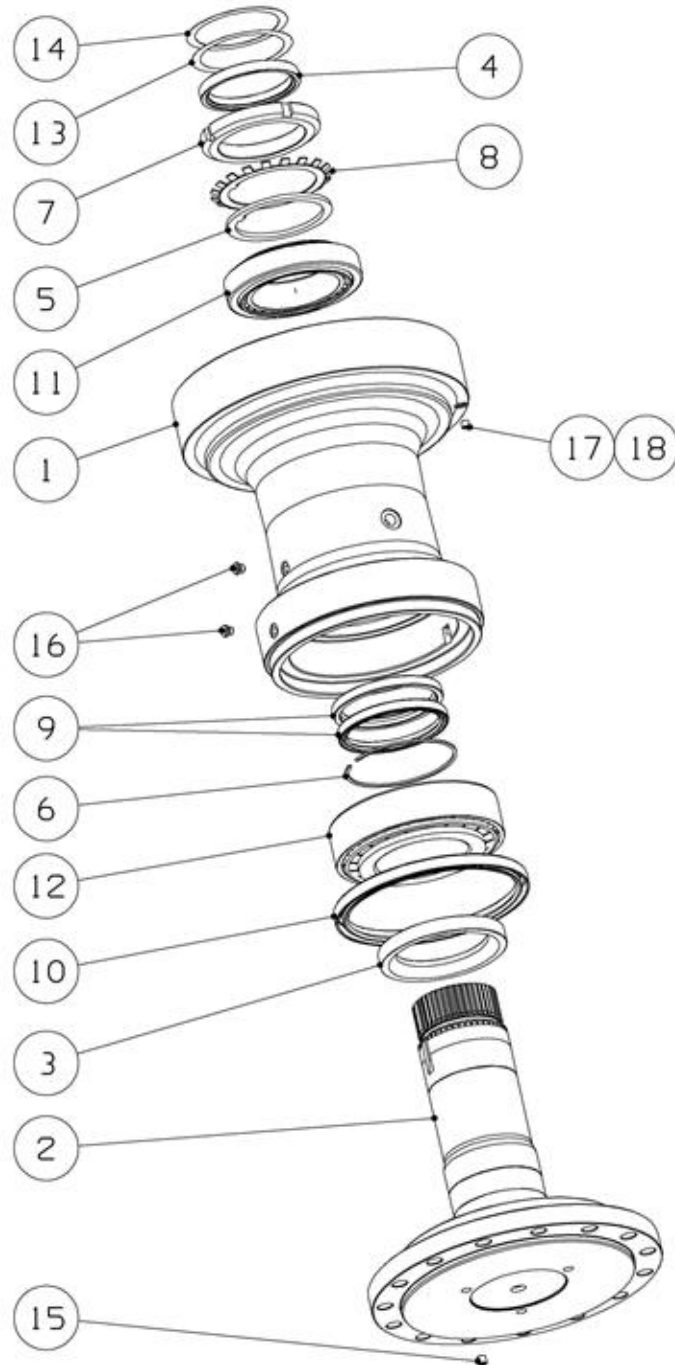
CONFIDENTIAL: THESE DRAWINGS AND COPIES THEREOF REMAIN THE PROPERTY OF JAY-LOR FABRICATING INC. ANY PERSON FOUND UNLAWFULLY USING, DISTRIBUTING, OR IN POSSESSION OF THE ABOVE WILL BE PROSECUTED



| PARTS LIST | | | |
|------------|---------------|-----------------------------------|-----|
| ITEM | PART NUMBER | DESCRIPTION | QTY |
| 1 | AAB-007-00939 | RING-GEAR E150/T24F/./Z65M4 | 1 |
| 2 | AAB-007-00940 | SUN PINION E200/Z19M4/4,42/B32 | 1 |
| 3 | AAB-007-00941 | O-RING 281,3x2,62 | 2 |
| 500 | AAB-007-00942 | REDUCTION STAGE E200/FEc/4,42/SGC | 1 |

| | | |
|------------------|---|--|
| DRWN : | TOLERANCES (UNLESS SPECIFIED OTHERWISE) FRACTIONAL ± 1/16" DEC X.X ± 0.1" DEC X.XX ± 0.06" DEC X.XXX ± 0.031" ANGULAR ± 0.5° | |
| DATE : 3/17/2015 | | |
| MAT : | | |

CONFIDENTIAL: THESE DRAWINGS AND COPIES THEREOF REMAIN THE PROPERTY OF JAY-LOR FABRICATING INC. ANY PERSON FOUND UNLAWFULLY USING, DISTRIBUTING, OR IN POSSESSION OF THE ABOVE WILL BE PROSECUTED



PARTS LIST

| ITEM | PART NUMBER | DESCRIPTION | QTY |
|------|---------------|---|-----|
| 1 | AAB-007-00943 | SUPPORT ES200/D261/EO/E200T_24fM16 | 1 |
| 2 | AAB-007-00944 | DRIVING FLANGE ES200/IF314/./B44 | 1 |
| 3 | AAB-007-00945 | SPACER ES200/150/110/18 | 1 |
| 4 | AAB-007-00946 | SPACER ES200/118/99,3/13 | 1 |
| 5 | AAB-007-00947 | WASHER ES150/125/105_1D/5 | 1 |
| 6 | AAB-007-00948 | DISK Int. SB 130 | 1 |
| 7 | AAB-007-00949 | LOCK NUT KM21 DIN981 | 1 |
| 8 | AAB-007-00950 | TAB WASHER MB21 DIN5406 | 1 |
| 9 | AAB-007-00951 | OIL SEAL A110x130x12 DIN3760-NB | 2 |
| 10 | AAB-007-00952 | OIL SEAL A200x230x15 DIN3760-NB | 1 |
| 11 | AAB-007-00953 | BEARING 32021 DIN720 | 1 |
| 12 | AAB-007-00954 | BEARING 32222 DIN720 | 1 |
| 13 | AAB-007-00955 | SHIM PS100x120x0,2 DIN988 | 2 |
| 14 | AAB-007-00956 | SHIM PS100x120x0,5 DIN988 | 1 |
| 15 | AAB-007-00957 | SCREW M10x10 UNI5923-67-12.9 | 3 |
| 16 | AAB-007-00958 | PLUG G1/8 DIN908 Magn.Inc_O-Ring_Lanthane | 4 |
| 17 | AAB-007-00959 | PLUG G1/8 DIN906 | 1 |
| 18 | AAB-007-00960 | PLUG G1/4 DIN906 | 1 |

| | | |
|------------------|---|------------------------------------|
| DRWN : | TOLERANCES (UNLESS SPECIFIED OTHERWISE) FRACTIONAL ± 1/16" DEC X.X ± 0.1" DEC X.XX ± 0.06" DEC X.XXX ± 0.031" ANGULAR ± 0.5° | JAY•LOR® Fabricating Inc |
| DATE : 3/17/2015 | | |
| MAT : | | |

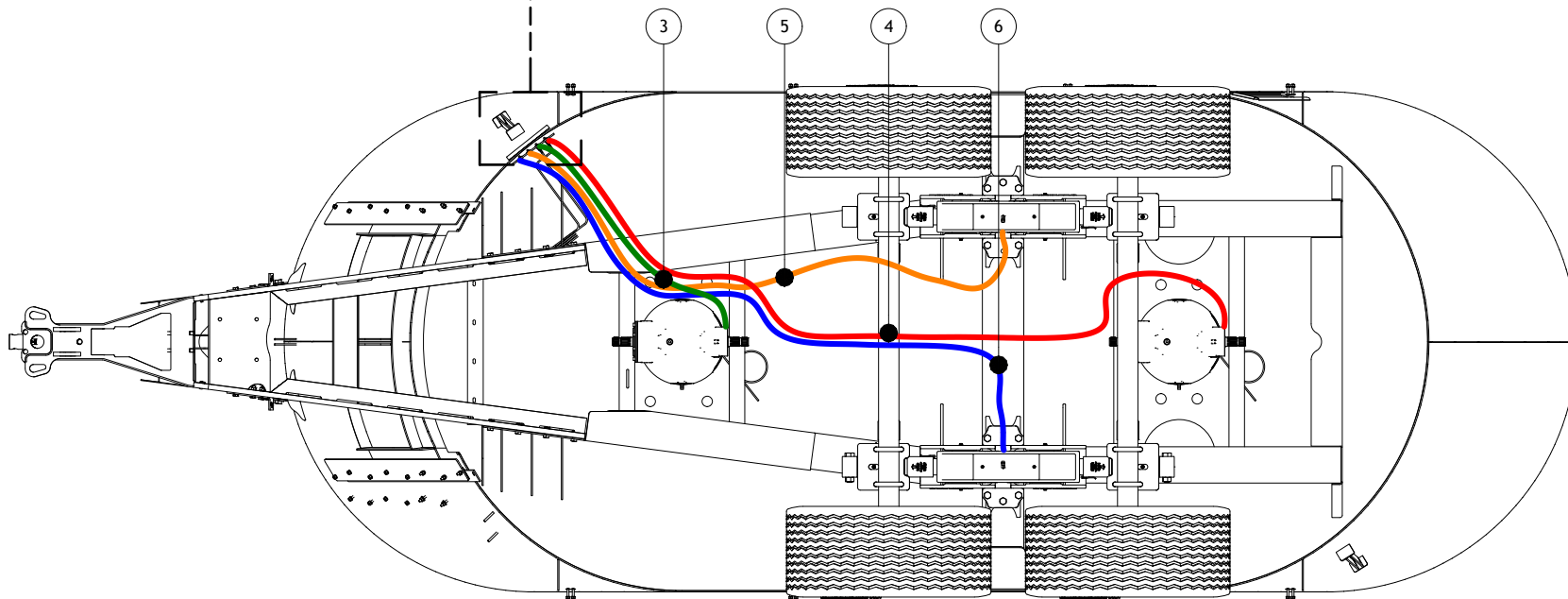
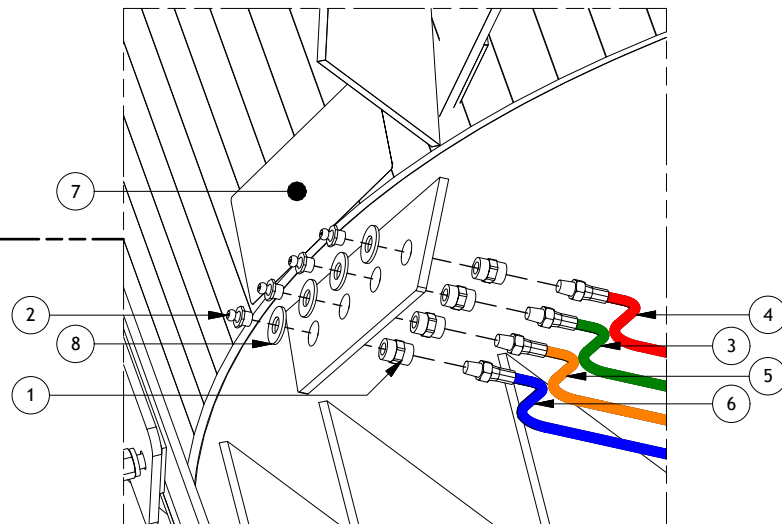
M. 008 – LUBE SYSTEM PARTS**Drawing Number Reference Chart:**

| Part | Model | | | |
|---------------------------------|---------------|--------|---------|---------|
| | 5750HD | 5850HD | 51000HD | 51250HD |
| Grease Line Assembly | AAA-054-00334 | | | |
| Planetary Gearbox Lube Assembly | AAA-054-00141 | | | |

Parts List

| ITEM | PART NUMBER | TITLE | QTY |
|------|---------------|---|-----|
| 1 | AAB-008-00030 | FIT ADPT 2 FNPT X 2 FNPT | 4 |
| 2 | AAB-008-00031 | FIT GREASE NIPPLE X 2 MNPT | 4 |
| 3 | AAB-008-00129 | CTRL GREASE LINE FRT GRBX 2MNPT X 2MNPT X 138L | 1 |
| 4 | AAB-008-00130 | CTRL GREASE LINE REAR GRBX 2MNPT X 2MNPT X 258L | 1 |
| 5 | AAB-008-00131 | CTRL GREASE LINE LTH WB 2MNPT X 2MNPT X 162L | 1 |
| 6 | AAB-008-00132 | CTRL GREASE LINE RTH WB 2MNPT X 2MNPT X 198L | 1 |
| 7 | AAB-012-00120 | DECAL CENTRAL GREASE HD MODELS | 1 |
| 8 | AAB-015-30012 | WSHR FLAT 3/8 USS | 4 |

HD MIXER CENTRAL GREASE ASSEMBLY



DRAWN : CDiRamio

DATE : 4/14/2016

FILE : AAA-054-00334

TITLE : KIT CTRL GREASE HD's

PRINT DATE: 4/14/2016

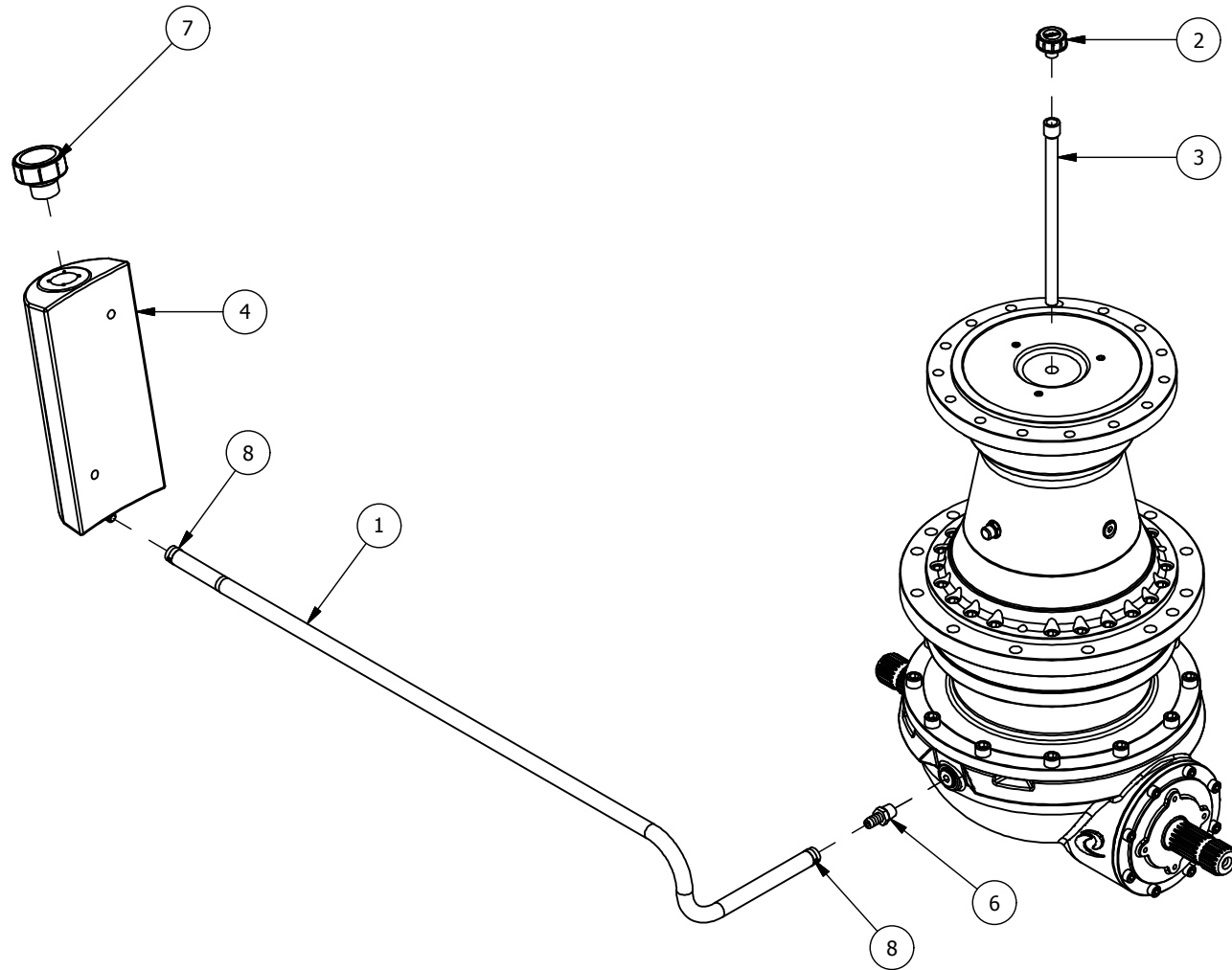


TOLERANCES (UNLESS SPECIFIED OTHERWISE)
 FRACTIONAL ± 1/16"
 DEC X.X ± 0.1"
 DEC X.XX ± 0.06"
 DEC X.XXX ± 0.031"
 ANGULAR ± 0.5°

SHEET 1 OF 1

CONFIDENTIAL: THESE DRAWINGS AND COPIES THEREOF REMAIN THE PROPERTY OF JAY-LOR FABRICATING INC. ANY PERSON FOUND UNLAWFULLY USING, DISTRIBUTING, OR IN POSSESSION OF THE ABOVE WILL BE PROSECUTED

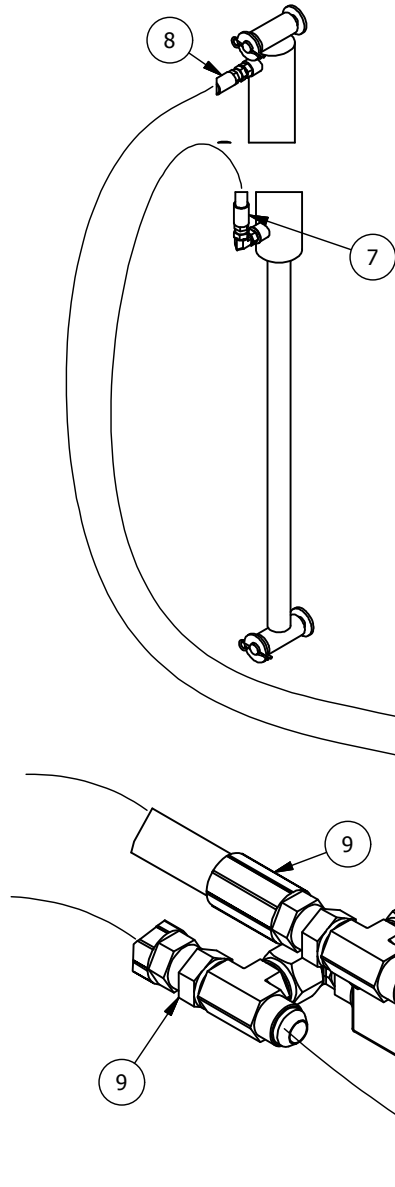
| Parts List | | | |
|------------|---------------|--|-----|
| ITEM | PART NUMBER | TITLE | QTY |
| 1 | AAA-008-00092 | 5000 SERIES OIL RESERVOIR HOSE 1/2" X 120"L | 1 |
| 2 | AAB-008-00034 | CAP BREATHER ACRYLIC RSVR | 1 |
| 3 | AAB-008-00124 | STL BREATHER EXTENSION 12L (MALE 3/8G - 6 FNPT) | 1 |
| 4 | AAB-008-00125 | GRBX RESERVOIR 5000 SERIES | 1 |
| 5 | AAB-008-00126 | 1/2" MPT X 1/2" BARB 90 DEGREE WHITE NYLON FITTING | 1 |
| 6 | AAB-008-00127 | FIT 8 MNPT X 1/2 BARB | 1 |
| 7 | AAB-008-00137 | BREATHER OPEN 40 MICRON 1-1/4 NPT | 1 |
| 8 | AAB-015-40024 | CLAMP TWO EAR SIZE 22 (FOR 1/2" HOSE) | 2 |



| | | | | | | | | |
|---|--|-----------------------------------|------|-----------------------------|----|----|-------|---|
| DRWN : DEnwright | TOLERANCES (UNLESS SPECIFIED OTHERWISE) | JAY•LOR Fabricating Inc | | | | | | |
| DATE : 6/15/2015 | FRACTIONAL ± 1/16" DEC X.X ± 0.1" DEC X.XX ± 0.06" DEC X.XXX ± 0.031" ANGULAR ± 0.5° | | | | | | | |
| VIEW REP : | SHEET 1 OF 1 | R# | DATE | DESCRIPTION | DR | CK | MAT : | CONFIDENTIAL: THESE DRAWINGS AND COPIES THEREOF REMAIN THE PROPERTY OF JAY-LOR FABRICATING INC. ANY PERSON FOUND UNLAWFULLY USING, DISTRIBUTING, OR IN POSSESSION OF THE ABOVE WILL BE PROSECUTED |
| TITLE : 5000 SERIES PLANETARY LUBE SYSTEM | | | | FILE NO : AAA-054-00141.idw | | | | |

N. 009 – HYDRAULIC / PNEUMATIC PARTS**Drawing Number Reference Chart:**

| Part | Model | | | |
|---|---------------|--------|---------|---------|
| | 5750HD | 5850HD | 51000HD | 51250HD |
| C-Side Hose Kit Rear Twin | AAA-054-00199 | | | |
| C-Side Hose Kit Front Twin | AAA-054-00200 | | | |
| Hose Kit for 36" Wing | AAA-054-00201 | | | |
| Hose Kit for 36" Conveyor Twin Frt Rth Door | AAA-054-00202 | | | |
| Hose Kit for Dual Flat Drop Boot | AAA-054-00203 | | | |
| Hose Kit for Dual Flat | AAA-054-00204 | | | |
| Hose Kit for Flat Right Door | AAA-054-00205 | | | |
| Hose Kit for Front Door | AAA-054-00206 | | | |
| Hose Kit for Front Right Door | AAA-054-00207 | | | |
| Hose Kit for Front Right Drop floor | AAA-054-00208 | | | |
| Hose Kit for Rear Door | AAA-054-00218 | | | |
| Hose Kit for Rear Left Door | AAA-054-00219 | | | |
| Hose Kit for 6'41" Conveyor | AAA-054-00235 | | | |
| Hose Kit for 6'60" Conveyor | AAA-054-00236 | | | |
| Hose Kit for 6'72" Conveyor | AAA-054-00237 | | | |

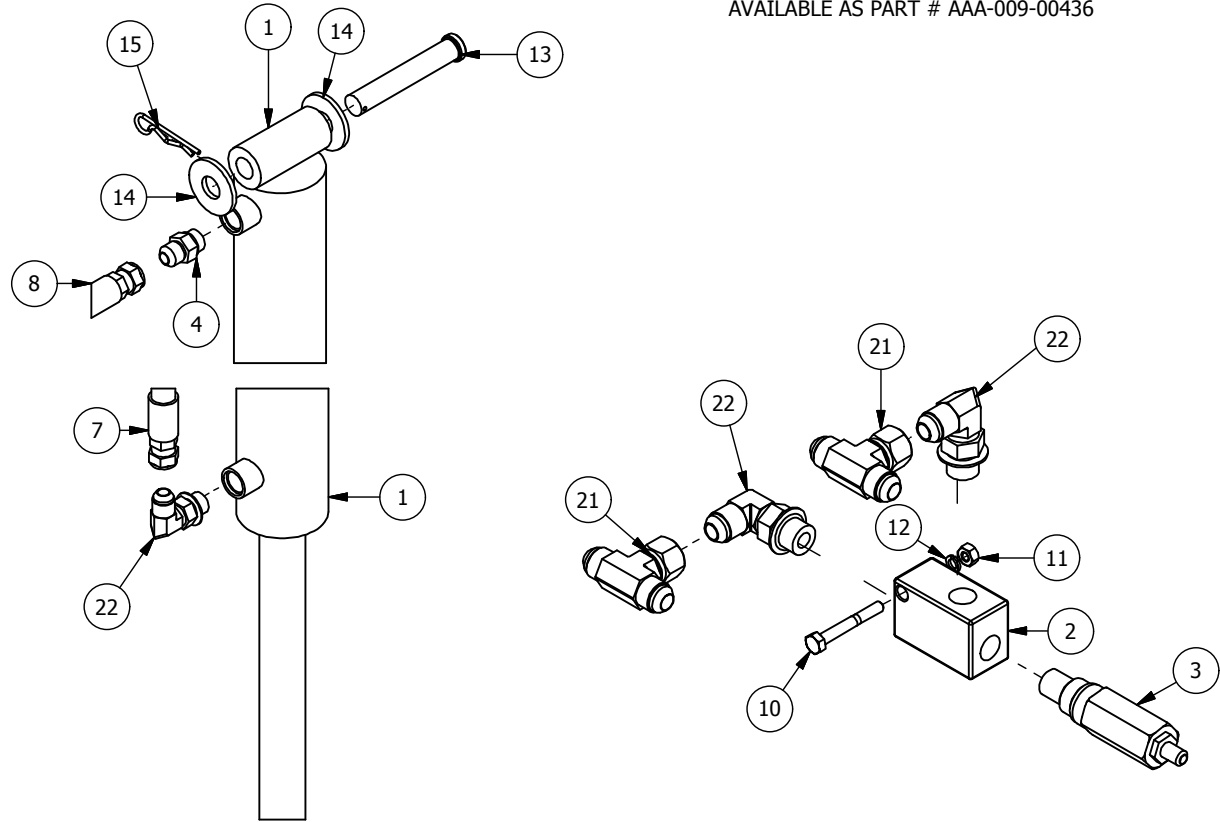


NOTE : USE AAA-009-00433 - KIT HOSE & FIT FOR REAR TWIN. THIS KIT CONTAINS HOSES SPECIFIED IN THIS HOSE DRAWING

NOTE : MOUNT VALVE BLOCK ON FRT OF STRAIN PLATE ON OPOSITE SIDE AS C-SIDE DISCHARGE WITH PRESS RELIEF VALVE FACING TOWARDS MACHINE CENTER

| Parts List | | | |
|------------|------------------|---|-----|
| ITEM | PART NUMBER | TITLE | QTY |
| 1 | AAA-009-00214-P3 | CYDR 30 STROKE (66 PIN TO PIN) | 1 |
| 2 | AAB-009-00698 | FAJ BODY SAE 8 VALVE BLOCK | 1 |
| 3 | AAB-009-00697 | RDDA LDN @ 300 PSI PRESS RELIEF | 1 |
| 4 | AAB-009-00087 | FIT ADPT 8 MJIC X 8 MORB | 4 |
| 7 | AAB-009-00700 | HOSE HYD 1/2DIA SINGLE BRAID 8 FJIC X 8 FJIC 225L | 1 |
| 8 | AAB-009-00699 | HOSE HYD 1/2DIA SINGLE BRAID 8 FJIC X 8 FJIC 195L | 1 |
| 9 | AAB-009-00702 | HOSE HYD 1/2DIA SINGLE BRAID 8 FJIC X 8 MORB 320L | 2 |
| 10 | AAB-015-10126 | BOLT HEX 1/4 X 2 UNC GRD 5 | 1 |
| 11 | AAB-015-20036 | NUT HEX 1/4 UNC GRD 5 | 1 |
| 12 | AAB-015-30038 | WSHR LOCK 1/4 | 1 |
| 13 | AAB-015-00147 | PIN PIVOT 3/4 X 4-1/2 | 2 |
| 14 | AAB-015-30015 | WSHR FLAT 3/4 USS | 4 |
| 15 | AAB-001-00019 | PIN HTCH CLIP 1/8 X 2-9/16 | 2 |
| 21 | AAB-009-00506 | FIT TEE 8 MJIC x 8 MJIC x 8 FJIC SWIVEL | 2 |
| 22 | AAB-009-00076 | FIT 90DEG 8 MJIC X ADJUST 8 MORB | 3 |

*C-SIDE HOSE KIT FOR REAR TWINS AVAILABLE AS PART # AAA-009-00436



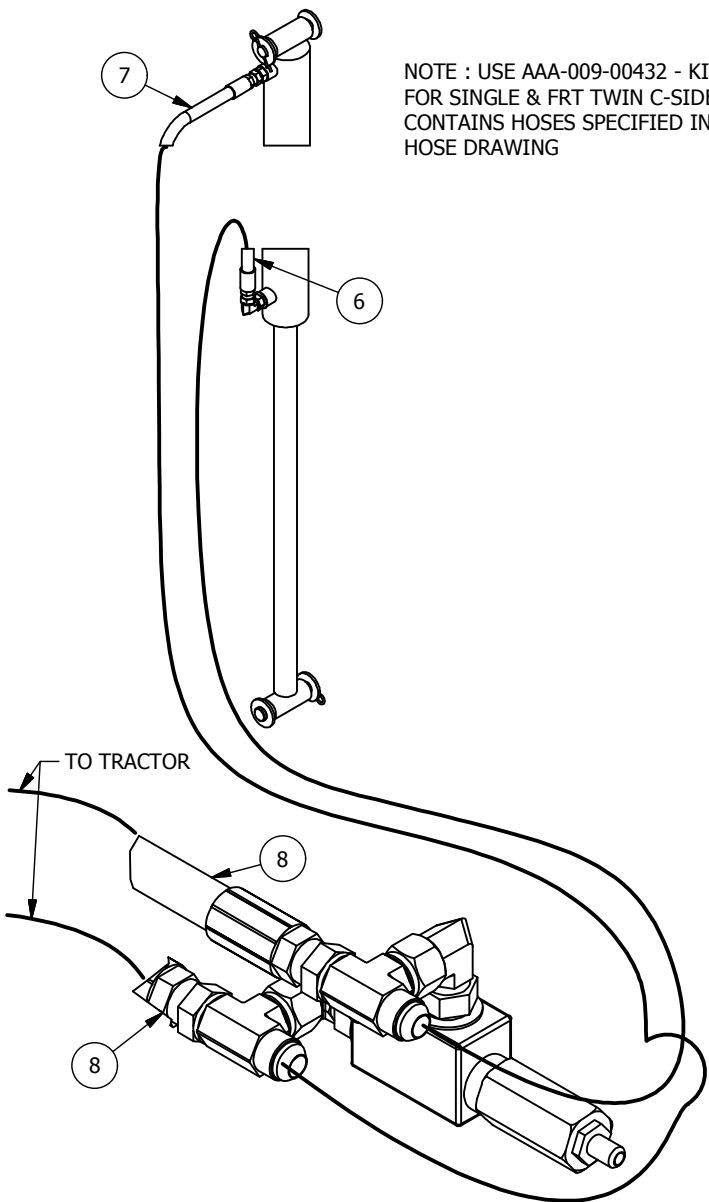
| | | |
|------------------|---|--|
| DRWN : DEnwright | TOLERANCES (UNLESS SPECIFIED OTHERWISE) | |
| DATE : 1/6/2015 | FRACTIONAL ± 1/16" | |
| | DEC X.X ± 0.1" | |
| | DEC X.XXX ± 0.06" | |
| MAT : | DEC X.XXX ± 0.031" | |
| | ANGULAR ± 0.5° | |

CONFIDENTIAL: THESE DRAWINGS AND COPIES THEREOF REMAIN THE PROPERTY OF JAY-LOR FABRICATING INC. ANY PERSON FOUND UNLAWFULLY USING, DISTRIBUTING, OR IN POSSESSION OF THE ABOVE WILL BE PROSECUTED

Parts List

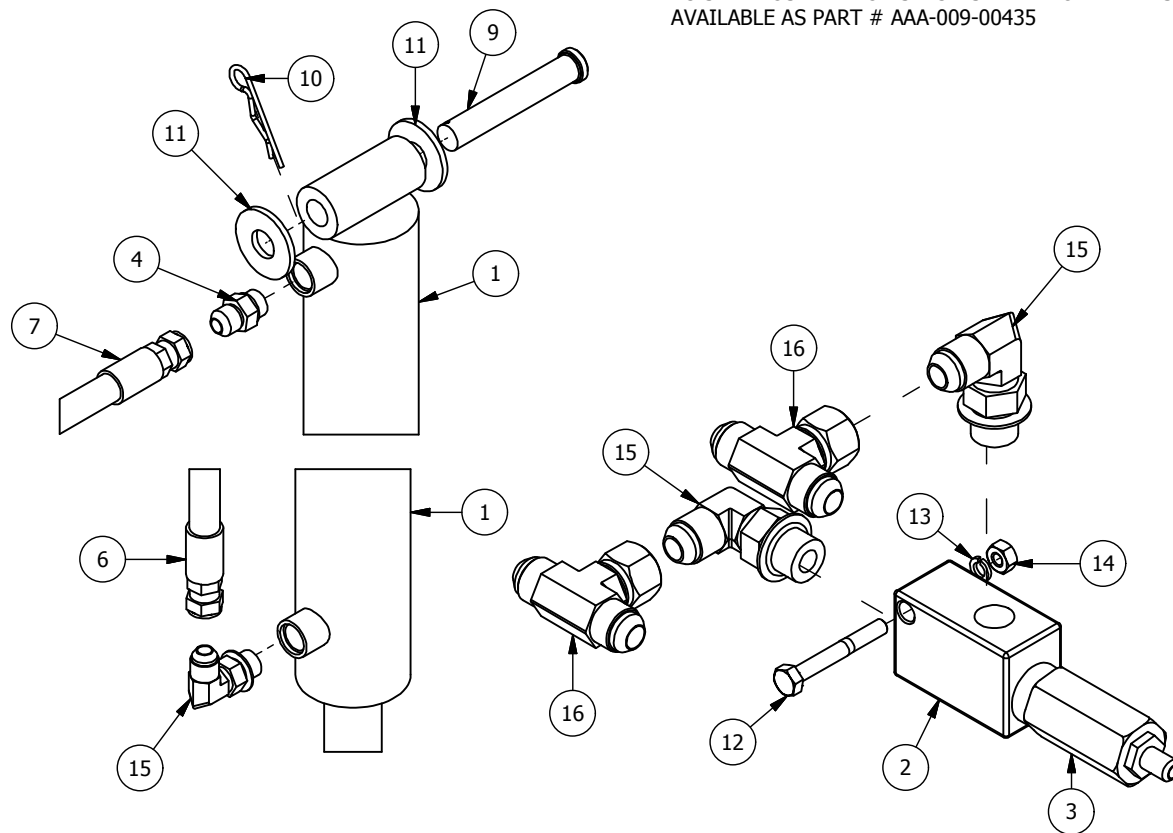
| ITEM | PART NUMBER | TITLE | QTY |
|------|------------------|---|-----|
| 1 | AAA-009-00214-P3 | CYDR 30 STROKE (66 PIN TO PIN) | 1 |
| 2 | AAB-009-00698 | FAJ BODY SAE 8 VALVE BLOCK | 1 |
| 3 | AAB-009-00697 | RDDA LDN @ 300 PSI PRESS RELIEF | 1 |
| 4 | AAB-009-00087 | FIT ADPT 8 MJIC X 8 MORB | 4 |
| 6 | AAB-009-00700 | HOSE HYD 1/2DIA SINGLE BRAID 8 FJIC X 8 FJIC 225L | 1 |
| 7 | AAB-009-00699 | HOSE HYD 1/2DIA SINGLE BRAID 8 FJIC X 8 FJIC 195L | 1 |
| 8 | AAB-009-00701 | HOSE HYD 1/2DIA SINGLE BRAID 8 FJIC X 8 MORB 235L | 2 |
| 9 | AAB-015-00147 | PIN PIVOT 3/4 X 4-1/2 | 2 |
| 10 | AAB-001-00019 | PIN HTCH CLIP 1/8 X 2-9/16 | 2 |
| 11 | AAB-015-30015 | WSHR FLAT 3/4 USS | 4 |
| 12 | AAB-015-10126 | BOLT HEX 1/4 X 2 UNC GRD 5 | 1 |
| 13 | AAB-015-30038 | WSHR LOCK 1/4 | 1 |
| 14 | AAB-015-20036 | NUT HEX 1/4 UNC GRD 5 | 1 |
| 15 | AAB-009-00076 | FIT 90DEG 8 MJIC X ADJUST 8 MORB | 3 |
| 16 | AAB-009-00506 | FIT TEE 8 MJIC x 8 MJIC x 8 FJIC SWIVEL | 2 |

NOTE : USE AAA-009-00432 - KIT HOSE & FIT FOR SINGLE & FRT TWIN C-SIDE. THIS KIT CONTAINS HOSES SPECIFIED IN THIS HOSE DRAWING



NOTE : MOUNT VALVE BLOCK ON FRT OF STRAIN PLATE ON OPOSITE SIDE AS C-SIDE DISCHARGE WITH PRESS RELIEF VALVE FACING TOWARDS MACHINE CENTER

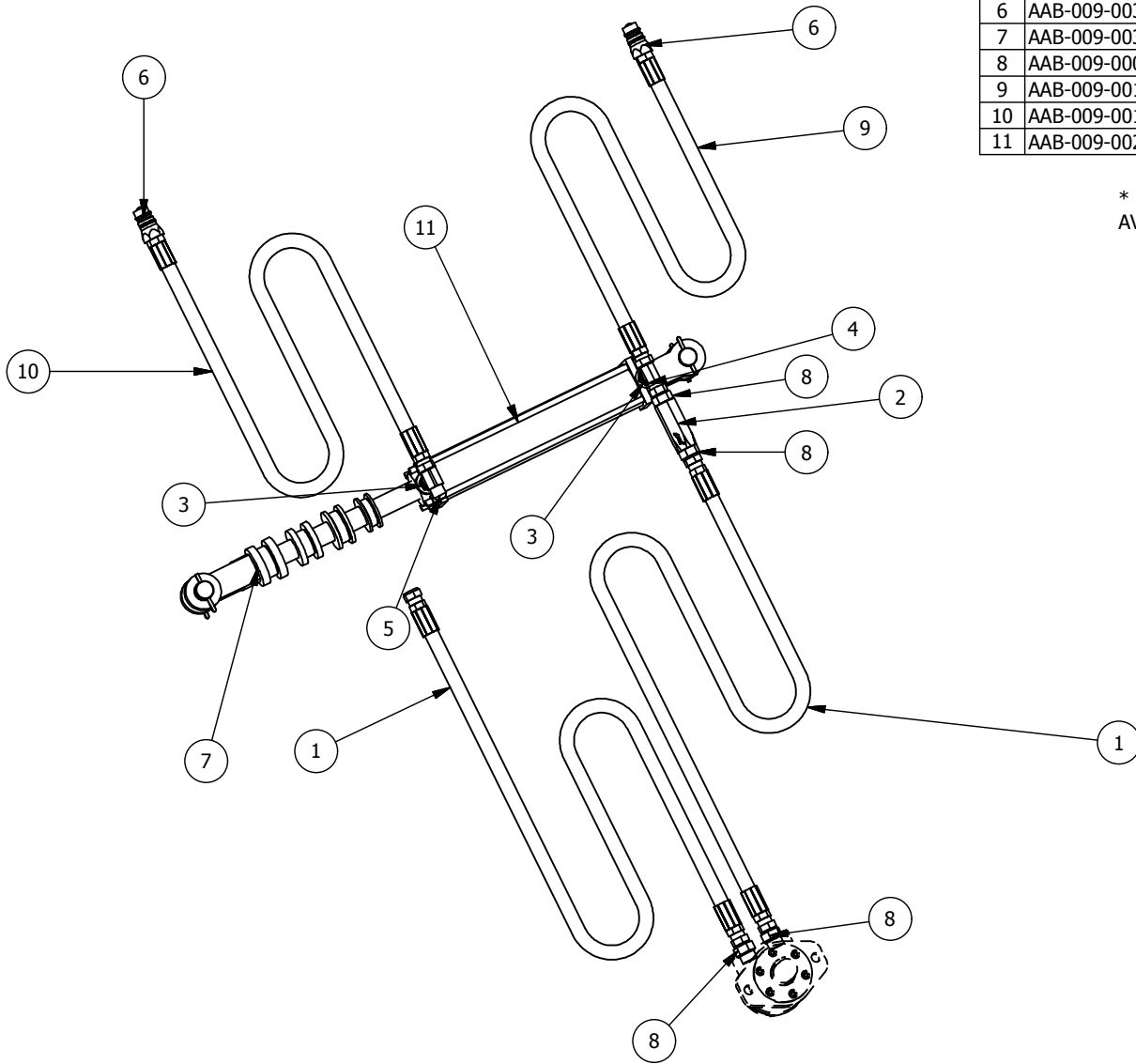
*C-SIDE HOSE KIT FOR SINGLES AND FRONT TWINS AVAILABLE AS PART # AAA-009-00435



| | | |
|------------------|---|-----------------------------------|
| DRWN : DEnwright | TOLERANCES (UNLESS SPECIFIED OTHERWISE) | JAY-LOR Fabricating Inc |
| DATE : 1/6/2015 | FRACTIONAL ± 1/16" | |
| MAT : | DEC X.X ± 0.1" | |
| | DEC X.XXX ± 0.06" | |
| | DEC X.XXX ± 0.031" | |
| | ANGULAR ± 0.5° | |

| | | | | | | |
|--|--------------|----|------|-----------------------------|----|----|
| VIEW REP : | SHEET 1 OF 1 | R# | DATE | DESCRIPTION | DR | CK |
| TITLE : C-SIDE HOSE KIT SINGLE & FRT TWIN - PARTS BOOK | | | | FILE NO : AAA-054-00200.idw | | |

CONFIDENTIAL: THESE DRAWINGS AND COPIES THEREOF REMAIN THE PROPERTY OF JAY-LOR FABRICATING INC. ANY PERSON FOUND UNLAWFULLY USING, DISTRIBUTING, OR IN POSSESSION OF THE ABOVE WILL BE PROSECUTED



| Parts List | | | |
|------------|---------------|--|-----|
| ITE | PART NUMBER | TITLE | QTY |
| 1 | AAB-009-00058 | HOSE HYD 1/2DIA SINGLE BRAID 8 FJIC SWIVEL X 8 FJIC SWIVEL 63L | 2 |
| 2 | AAB-009-00321 | VALVE CHECK 10 FORB X 10 FORB | 1 |
| 3 | AAB-009-00341 | FIT ADPT 8 FJIC X 8 MORB | 2 |
| 4 | AAB-009-00029 | FIT TEE 8 MJIC X 8 FJIC X 8 MJIC | 1 |
| 5 | AAB-009-00340 | FIT TEE 8 MJIC X 8 MJIC X 8MJIC | 1 |
| 6 | AAB-009-00322 | FIT 10 MQDC X 8 FORB | 2 |
| 7 | AAB-009-00314 | LOCK COLLAR SET | 1 |
| 8 | AAB-009-00080 | FIT ADPT 8 MJIC X 10 MORB | 4 |
| 9 | AAB-009-00130 | HOSE HYD 1/2DIA SINGLE BRAID 8 FJIC SWIVEL X 8 MORB 136L | 1 |
| 10 | AAB-009-00129 | HOSE HYD 1/2DIA SINGLE BRAID 8 FJIC SWIVEL X 8 MORB 152L | 1 |
| 11 | AAB-009-00237 | HYD CYL 10" STROKE X 2" BORE | 1 |

* 3 FT CONVEYOR HYDRAULIC AND HOSE KIT
AVAILABLE AS PART # AAA-009-00053

| | | | |
|-----|----------|---|-----------------------------------|
| DR | GM | TOLERANCES (UNLESS SPECIFIED OTHERWISE) FRACTIONAL ± 1/16" DEC X.X ± 0.1" DEC X.XX ± 0.06" DEC X.XXX ± 0.031" ANGULAR ± 0.5° | JAY•LOR Fabricating Inc |
| DAT | 1/6/2015 | | |
| MAT | | | |

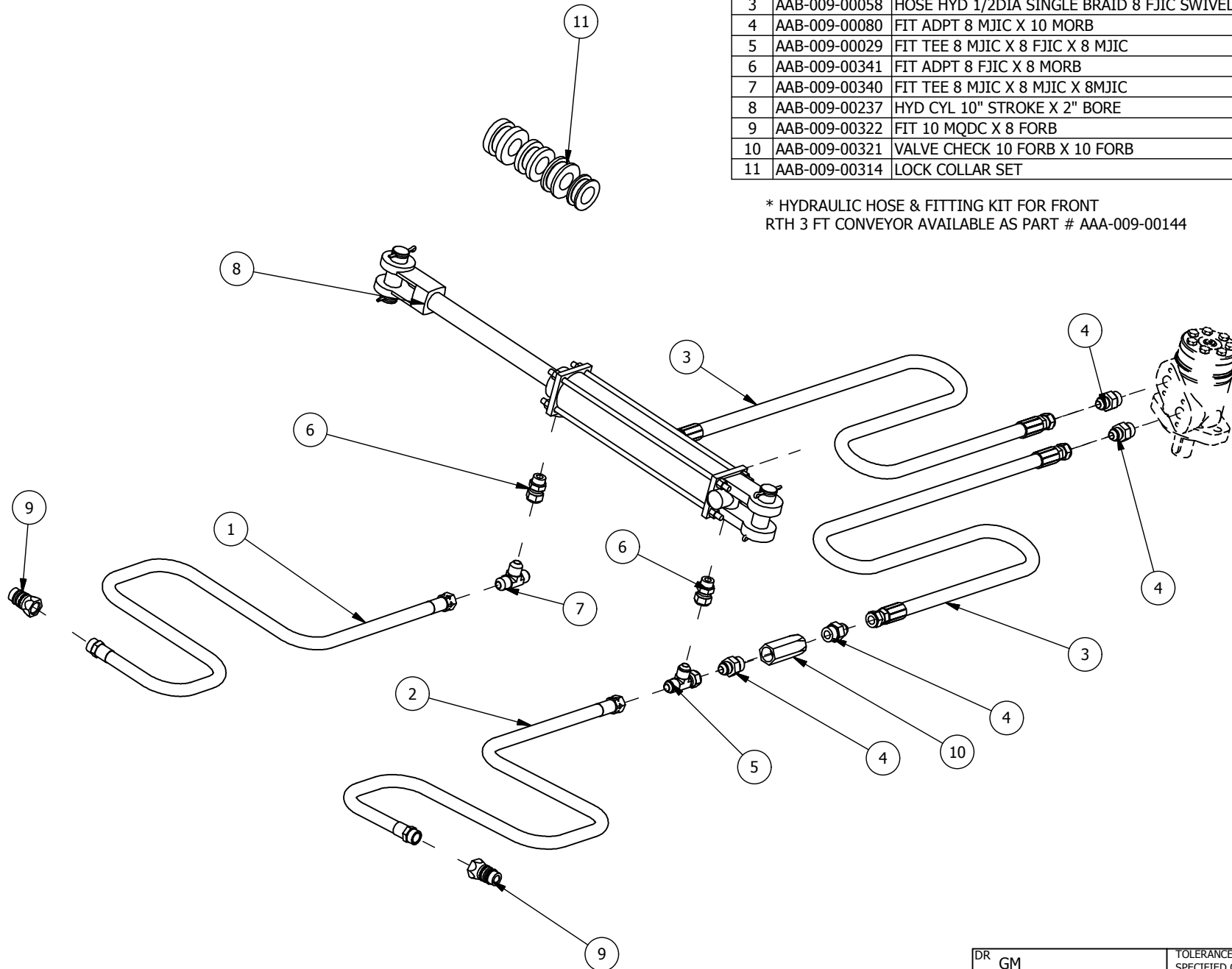
| | | | | | | | |
|--|---------|--------------|----|------|-------------|---------------------------|----|
| UNITS | PAPER A | SHEET 1 OF 1 | R# | DATE | DESCRIPTION | DR | CK |
| TITLE KIT HYD HOSE AND FIT FRT RTH 3FT CNVR (SINGLE T-SERIES MODEL) - PARTS BOOK | | | | | | FILE NO AAA-054-00201.idw | |

CONFIDENTIAL: THESE DRAWINGS AND COPIES THEREOF REMAIN THE PROPERTY OF JAY-LOR FABRICATING INC. ANY PERSON FOUND UNLAWFULLY USING, DISTRIBUTING, OR IN POSSESSION OF THE ABOVE WILL BE PROSECUTED

Parts List

| ITEM | PART NUMBER | TITLE | QTY |
|------|---------------|--|-----|
| 1 | AAA-009-00255 | HOSE HYD 1/2DIA SINGLE BRAID 8 MORB X 8 FJIC 240L 3000PSI | 1 |
| 2 | AAA-009-00259 | HOSE HYD 1/2DIA SINGLE BRAID 8 MORB X 8 FJIC 224L 3000PSI | 1 |
| 3 | AAB-009-00058 | HOSE HYD 1/2DIA SINGLE BRAID 8 FJIC SWIVEL X 8 FJIC SWIVEL 63L | 2 |
| 4 | AAB-009-00080 | FIT ADPT 8 MJIC X 10 MORB | 4 |
| 5 | AAB-009-00029 | FIT TEE 8 MJIC X 8 FJIC X 8 MJIC | 1 |
| 6 | AAB-009-00341 | FIT ADPT 8 FJIC X 8 MORB | 2 |
| 7 | AAB-009-00340 | FIT TEE 8 MJIC X 8 MJIC X 8MJIC | 1 |
| 8 | AAB-009-00237 | HYD CYL 10" STROKE X 2" BORE | 1 |
| 9 | AAB-009-00322 | FIT 10 MQDC X 8 FORB | 2 |
| 10 | AAB-009-00321 | VALVE CHECK 10 FORB X 10 FORB | 1 |
| 11 | AAB-009-00314 | LOCK COLLAR SET | 1 |

* HYDRAULIC HOSE & FITTING KIT FOR FRONT
RTH 3 FT CONVEYOR AVAILABLE AS PART # AAA-009-00144



| | | | |
|------|----------|---|-----------------------------------|
| DR | GM | TOLERANCES (UNLESS SPECIFIED OTHERWISE) FRACTIONAL ± 1/16" DEC X.X ± 0.1" DEC X.XX ± 0.06" DEC X.XXX ± 0.031" ANGULAR ± 0.5° | JAY•LOR Fabricating Inc |
| DATE | 1/6/2015 | | |
| MAT | | | |

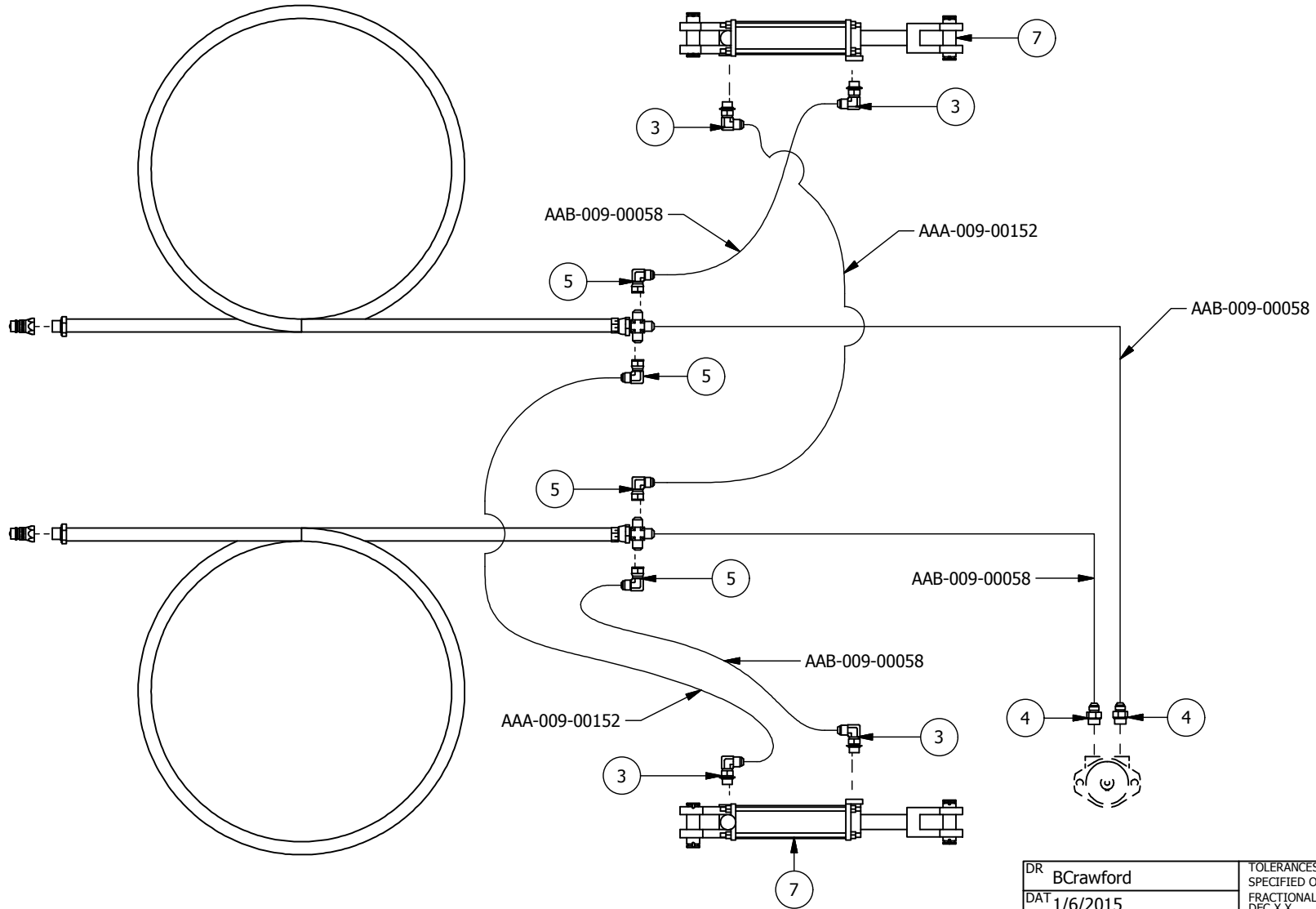
| UNITS | PAPER | SHEET | R# | DATE | DESCRIPTION | DR | CK |
|-------|-------|--------|----|------|-------------|----|----|
| | A | 1 OF 1 | | | | | |

TITLE KIT HYD HOSE AND FIT FRT RTH 3FT CNVR - PARTS BOOK FILE NO AAA-054-00202.idw

CONFIDENTIAL: THESE DRAWINGS AND COPIES THEREOF REMAIN THE PROPERTY OF JAY-LOR FABRICATING INC. ANY PERSON FOUND UNLAWFULLY USING, DISTRIBUTING, OR IN POSSESSION OF THE ABOVE WILL BE PROSECUTED

HYDRAULIC HOSE AND FITTING KIT FOR DUAL CONVEYOR
 DROP BOOT AVAILABLE AS KIT # AAA-009-00161

| Parts List | | | |
|------------|---------------|--|-----|
| ITEM | PART NUMBER | TITLE | QTY |
| 1 | AAA-009-00152 | HOSE HYD 1/2DIA SINGLE BRAID 8 FJIC SWIVEL X 8 FJIC SWIVEL 60L | 2 |
| 2 | AAB-009-00058 | HOSE HYD 1/2DIA SINGLE BRAID 8 FJIC SWIVEL X 8 FJIC SWIVEL 63L | 4 |
| 3 | AAB-009-00076 | FIT 90DEG 8 MJIC X ADJUST 8 MORB | 4 |
| 4 | AAB-009-00080 | FIT ADPT 8 MJIC X 10 MORB | 2 |
| 5 | AAB-009-00088 | FIT 90DEG 8 MJIC X 8 FJIC SWIVEL | 4 |
| 6 | AAB-009-00133 | HOSE HYD 1/2DIA SINGLE BRAID 8 MORB X 8 FJIC X 180L | 2 |
| 7 | AAB-009-00230 | HYD CYDR 6IN STROKE X 2IN BORE | 2 |
| 8 | AAB-009-00322 | FIT 10 MQDC X 8 FORB | 2 |
| 9 | AAB-009-00326 | FIT CROSS 8 MJIC X 8 MJIC X 8 MJIC X 8 MJIC | 2 |

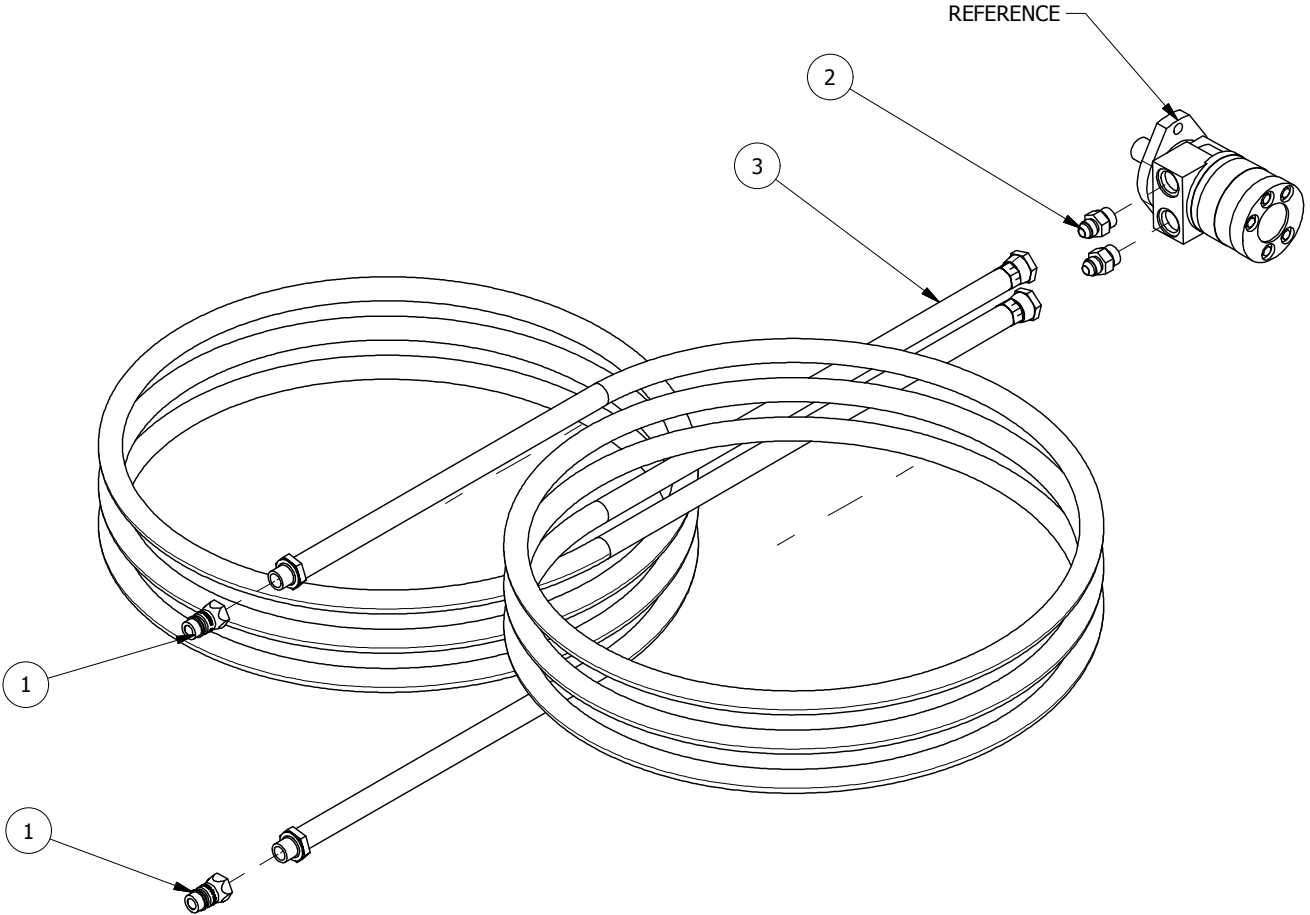


| | | |
|-----|-----------|---|
| DR | BCrawford | TOLERANCES (UNLESS SPECIFIED OTHERWISE) FRACTIONAL ± 1/16" DEC X.X ± 0.1" DEC X.XX ± 0.06" DEC X.XXX ± 0.031" ANGULAR ± 0.5° |
| DAT | 1/6/2015 | |
| MAT | | |



| Parts List | | | |
|------------|---------------|---|-----|
| ITEM | PART NUMBER | TITLE | QTY |
| 1 | AAB-009-00322 | FIT 10 MQDC X 8 FORB | 2 |
| 2 | AAB-009-00080 | FIT ADPT 8 MJIC X 10 MORB | 2 |
| 3 | AAB-009-00133 | HOSE HYD 1/2DIA SINGLE BRAID 8 MORB X 8 FJIC X 180L | 2 |

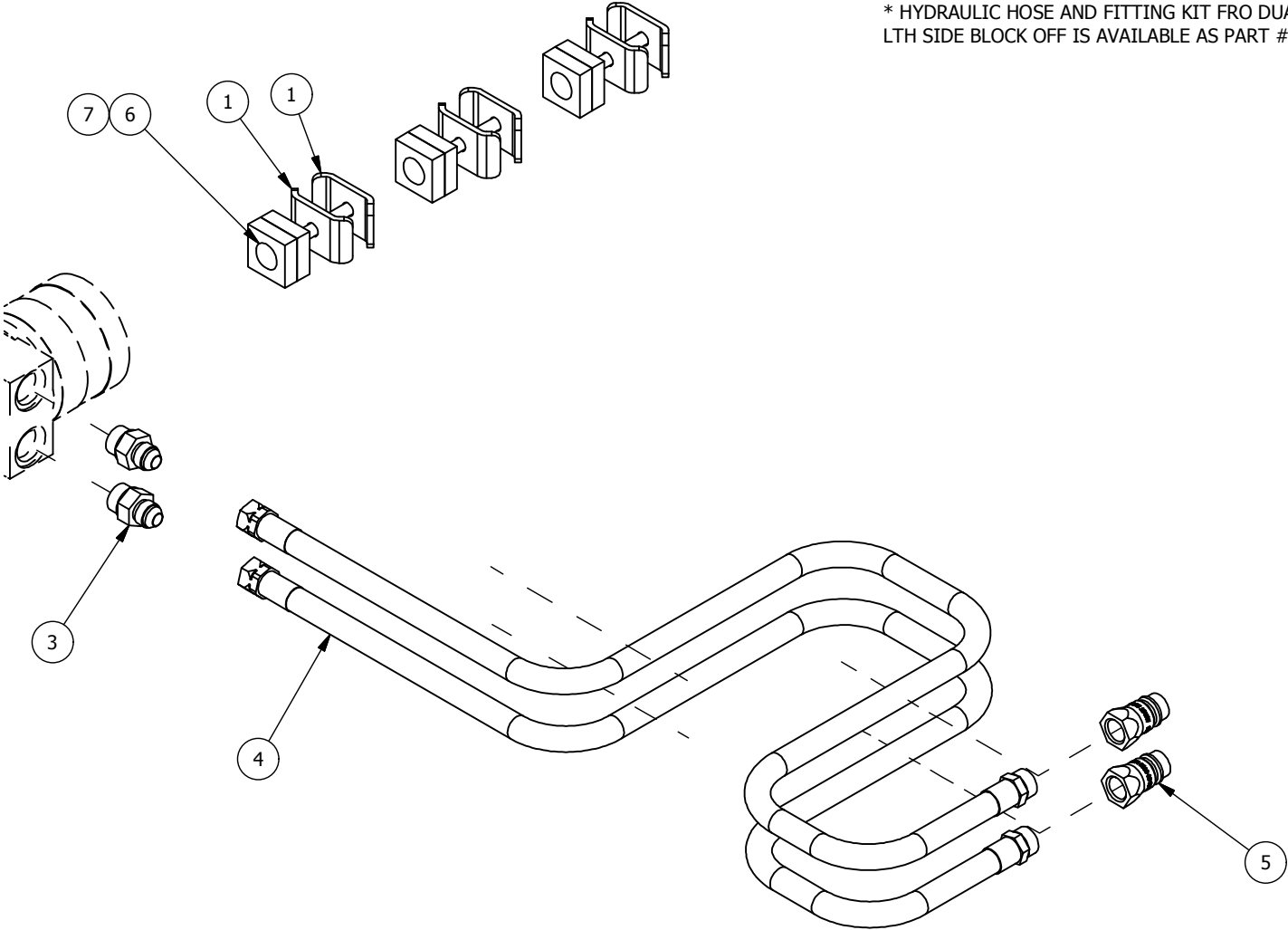
* HYDRAULIC HOSE AND FITTING KIT FOR DUAL FLAT CONVEYOR AVAILABLE AS PART # AAA-009-00098



| | | | | | | | | | | |
|--|---------|--------------|----|------|-------------|---------------------------|----|---|---|-----------------------------------|
| UNITS | PAPER A | SHEET 1 OF 1 | R# | DATE | DESCRIPTION | DR | CK | DR LMV DAT 1/6/2015 MAT | TOLERANCES (UNLESS SPECIFIED OTHERWISE) FRACTIONAL ± 1/16" DEC X.X ± 0.1" DEC X.XX ± 0.06" DEC X.XXX ± 0.031" ANGULAR ± 0.5° | JAY•LOR Fabricating Inc |
| TITLE KIT HYD HOSE AND FIT DUAL FLAT CNVR - PARTS BOOK | | | | | | FILE NO AAA-054-00204.idw | | CONFIDENTIAL: THESE DRAWINGS AND COPIES THEREOF REMAIN THE PROPERTY OF JAY-LOR FABRICATING INC. ANY PERSON FOUND UNLAWFULLY USING, DISTRIBUTING, OR IN POSSESSION OF THE ABOVE WILL BE PROSECUTED | | |

| Parts List | | | |
|------------|---------------|---|-----|
| ITEM | PART NUMBER | TITLE | QTY |
| 1 | AAA-002-00343 | HYD HOSE CLIP | 6 |
| 2 | AAA-006-00223 | PLASTIC SPCR 1/2T | 6 |
| 3 | AAB-009-00080 | FIT ADPT 8 MJIC X 10 MORB | 2 |
| 4 | AAA-009-00255 | HOSE HYD 1/2DIA SINGLE BRAID 8 MORB X 8 FJIC 240L 3000PSI | 2 |
| 5 | AAB-009-00322 | FIT 10 MQDC X 8 FORB | 2 |
| 6 | AAB-015-10062 | BOLT CARRIAGE 3/8 X 4 UNC GRD 2 | 3 |
| 7 | AAB-015-20017 | NUT HEX 3/8 UNC GRD 2 | 3 |

* HYDRAULIC HOSE AND FITTING KIT FRO DUAL FLAT CONVEYOR WITH LTH SIDE BLOCK OFF IS AVAILABLE AS PART # AAA-009-00163



| | | | |
|-----|----------|---|-----------------------------------|
| DR | LMV | TOLERANCES (UNLESS SPECIFIED OTHERWISE) FRACTIONAL ± 1/16" DEC X.X ± 0.1" DEC X.XX ± 0.06" DEC X.XXX ± 0.031" ANGULAR ± 0.5° | JAY-LOR Fabricating Inc |
| DAT | 1/7/2015 | | |
| MAT | | | |

| | | | | | | | |
|-------|---------|--------------|----|------|-------------|----|----|
| UNITS | PAPER A | SHEET 1 OF 1 | R# | DATE | DESCRIPTION | DR | CK |
| TITLE | | | | | FILE NO | | |

KIT HYD HOSE AND FIT DUAL FLAT CNVR WITH LTH SIDE BLOCK OFF - PARTS BOOK

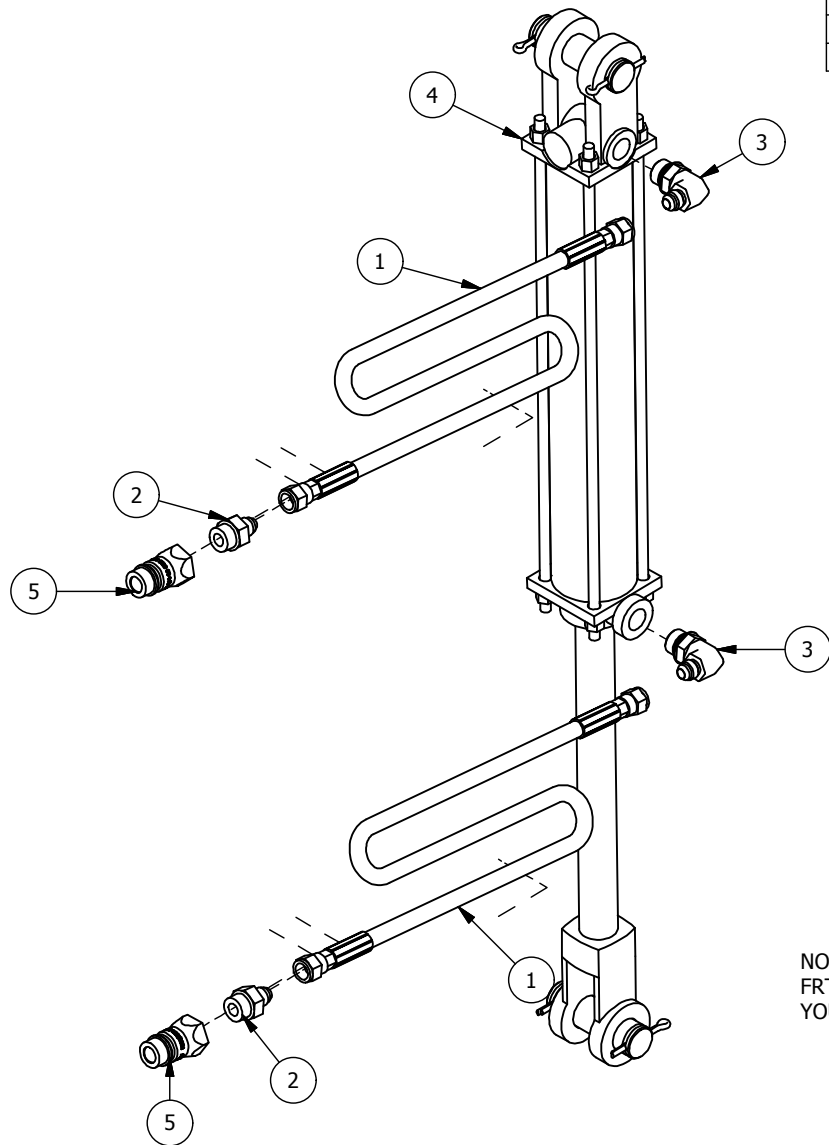
AAA-054-00205.idw

CONFIDENTIAL: THESE DRAWINGS AND COPIES THEREOF REMAIN THE PROPERTY OF JAY-LOR FABRICATING INC. ANY PERSON FOUND UNLAWFULLY USING, DISTRIBUTING, OR IN POSSESSION OF THE ABOVE WILL BE PROSECUTED

Parts List

| ITEM | PART NUMBER | TITLE | QTY |
|------|---------------|---|-----|
| 3 | AAB-009-00352 | FIT 90DEG 6 MJIC X 8 MORB ADJ | 2 |
| 1 | AAB-009-00144 | HOSE HYD 1/4DIA SINGLE BRAID 6 FJIC SWIVEL X 6 FJIC SWIVEL 150L | 2 |
| 5 | AAB-009-00322 | FIT 10 MQDC X 8 FORB | 2 |
| 2 | AAB-009-00074 | FIT ADPT 6 MJIC X 8 MORB | 2 |
| 4 | AAB-009-00330 | HYD CYDR 12 STROKE | 1 |

*HYDRAULIC HOSE AND FITTING KIT FOR FRONT DOOR SINGLE AND TWIN MIXERS AVAILABLE AS PART # AAA-009-00443



NOTE : INSTALL CYL SO THAT WHEN FACING FRT OF MACHINE PORTS AND HOSES ARE ON YOUR RTH SIDE

| | | |
|-----------------|--|------------------------------------|
| DRWN : | TOLERANCES (UNLESS SPECIFIED OTHERWISE) | JAY•LOR® Fabricating Inc |
| DATE : 1/8/2015 | FRACTIONAL ± 1/16" | |
| MAT : | DEC X.X ± 0.1" DEC X.XX ± 0.06" DEC X.XXX ± 0.031" ANGULAR ± 0.5° | |

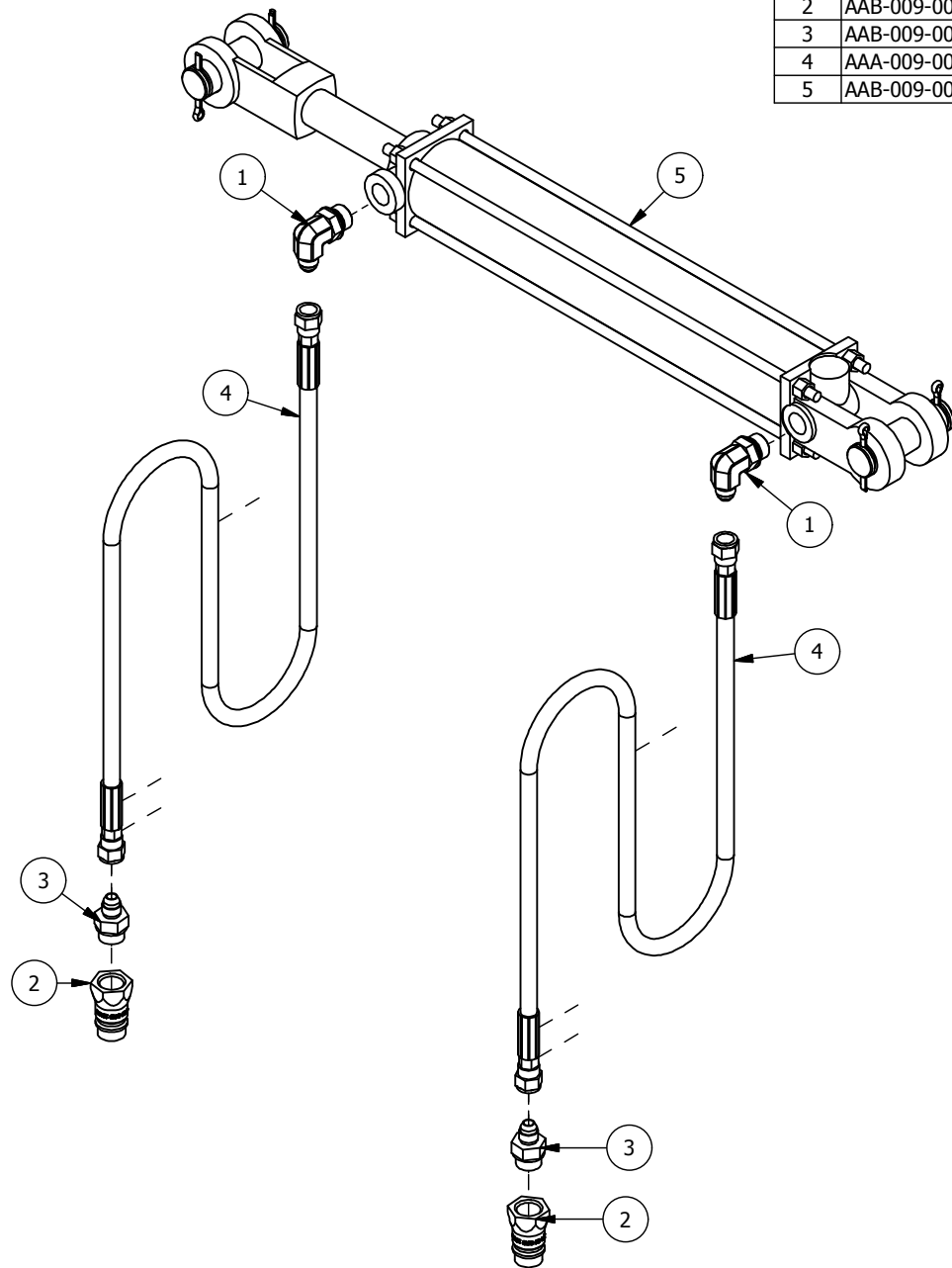
| VIEW REP : | SHEET 1 OF 1 | R# | DATE | DESCRIPTION | DR | CK |
|--|--------------|----|------|-------------|----|----|
| TITLE : KIT HOSE AND FIT / 12 INCH CYL FRT DOOR TWINS & SNGL 5000 - PARTS BOOK | | | | | | |

FILE NO : AAA-054-00206.idw

CONFIDENTIAL: THESE DRAWINGS AND COPIES THEREOF REMAIN THE PROPERTY OF JAY-LOR FABRICATING INC. ANY PERSON FOUND UNLAWFULLY USING, DISTRIBUTING, OR IN POSSESSION OF THE ABOVE WILL BE PROSECUTED

Parts List

| ITEM | PART NUMBER | TITLE | QTY |
|------|---------------|---|-----|
| 1 | AAB-009-00352 | FIT 90DEG 6 MJIC X 8 MORB ADJ | 2 |
| 2 | AAB-009-00322 | FIT 10 MQDC X 8 FORB | 2 |
| 3 | AAB-009-00074 | FIT ADPT 6 MJIC X 8 MORB | 2 |
| 4 | AAA-009-00155 | HOSE HYD 1/4DIA DOUBLE BRAID 6 FJIC SWIVEL X 6 FJIC SWIVEL 300L 3000PSI | 2 |
| 5 | AAB-009-00330 | HYD CYDR 12 STROKE | 1 |



* HYDRAULIC HOSE AND FITTING KIT FOR FRT RTH DOOR TWIN AND SINGLE MIXERS IS AVAILABLE AS PART # AAA-009-00442

NOTE : INSTALL CYL SO THAT PORTS ARE FACING OUTWARD AND NOT TOWARDS MACHINE

DRWN : BVV

DATE : 1/8/2015

MAT :

TOLERANCES (UNLESS SPECIFIED OTHERWISE)
 FRACTIONAL ± 1/16"
 DEC X.X ± 0.1"
 DEC X.XX ± 0.06"
 DEC X.XXX ± 0.031"
 ANGULAR ± 0.5°

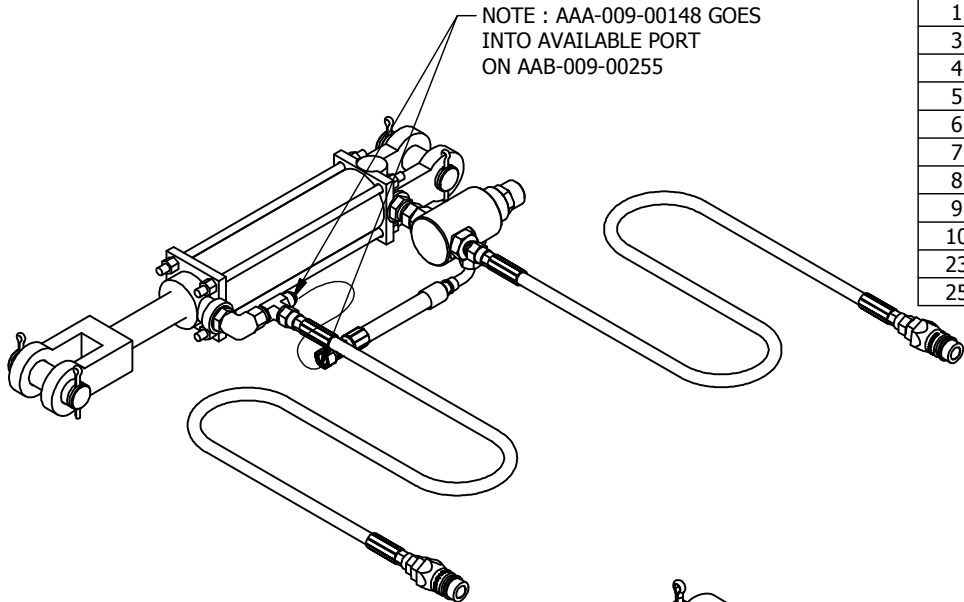


| | | | | | | |
|------------|--------------|----|------|-------------|----|----|
| VIEW REP : | SHEET 1 OF 1 | R# | DATE | DESCRIPTION | DR | CK |
|------------|--------------|----|------|-------------|----|----|

TITLE : KIT HOSE & FIT / 12 INCH CYL FRT RTH DOOR TWIN & SNGL 5000 - PARTS BOOK

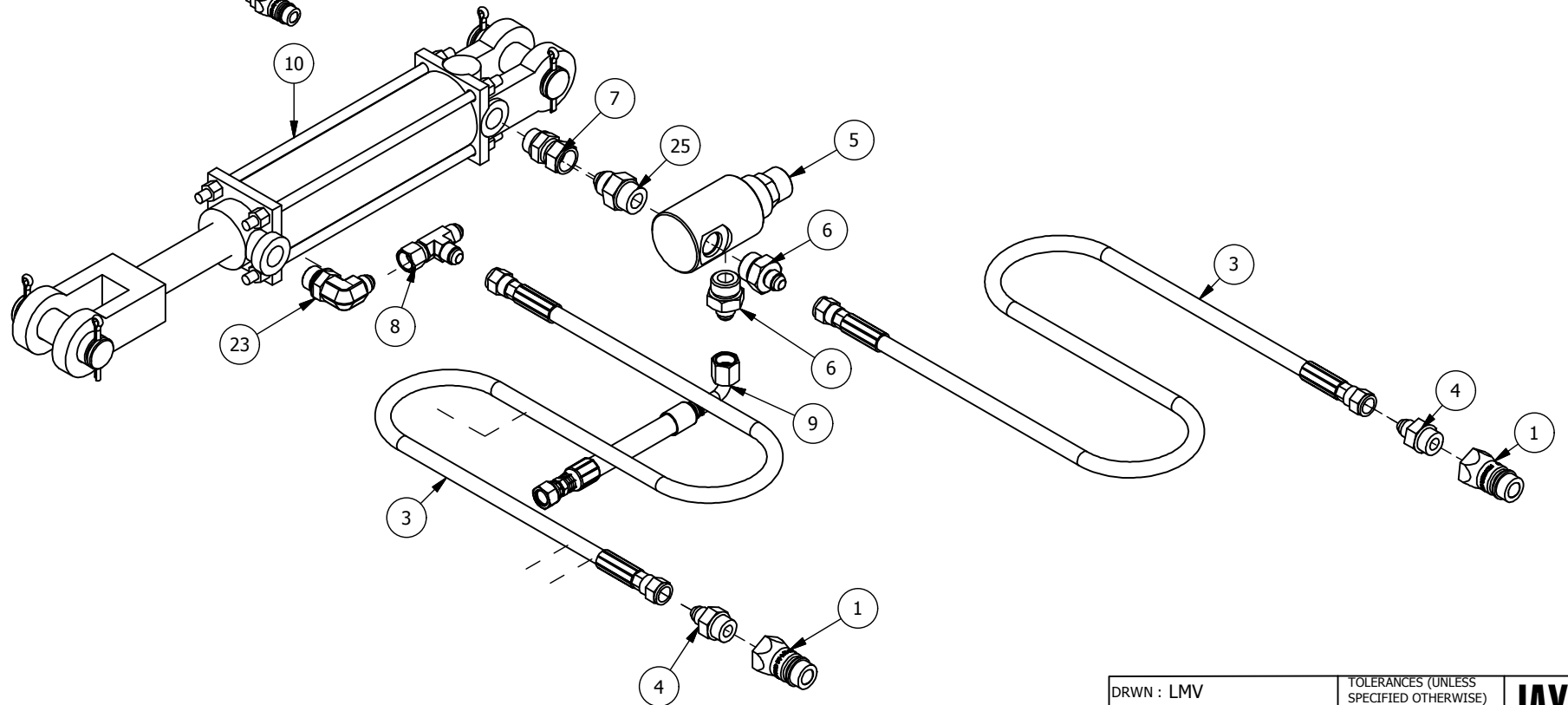
FILE NO : AAA-054-00207.idw

CONFIDENTIAL: THESE DRAWINGS AND COPIES THEREOF REMAIN THE PROPERTY OF JAY-LOR FABRICATING INC. ANY PERSON FOUND UNLAWFULLY USING, DISTRIBUTING, OR IN POSSESSION OF THE ABOVE WILL BE PROSECUTED



| Parts List | | | |
|------------|---------------|---|-----|
| ITEM | PART NUMBER | TITLE | QTY |
| 1 | AAB-009-00322 | FIT 10 MQDC X 8 FORB | 2 |
| 3 | AAA-009-00256 | HOSE HYD 1/4DIA SINGLE BRAID 6 FJIC SWIVEL X 6 FJIC SWIVEL 230L | 2 |
| 4 | AAB-009-00074 | FIT ADPT 6 MJIC X 8 MORB | 2 |
| 5 | AAB-009-00110 | VALVE PRESSURE RELIEF | 1 |
| 6 | AAB-009-00253 | FIT ADPT 6 MJIC X 10 MORB | 2 |
| 7 | AAB-009-00341 | FIT ADPT 8 FJIC X 8 MORB | 1 |
| 8 | AAB-009-00255 | FIT TEE 6 MJIC X 6 FJIC X 6 MJIC | 1 |
| 9 | AAA-009-00148 | HOSE HYD 1/4DIA SINGLE BRAID 6 FJIC X 90DEG 6 FJIC 7L 3000PSI | 1 |
| 10 | AAB-009-00230 | HYD CYDR 6IN STROKE X 2IN BORE | 1 |
| 23 | AAB-009-00352 | FIT 90DEG 6 MJIC X 8 MORB ADJ | 1 |
| 25 | AAB-009-00080 | FIT ADPT 8 MJIC X 10 MORB | 1 |

* HYDRAULIC HOSE AND FITTING KIT FOR FRT DROP FLOOR TWIN AND SINGLE MIXERS IS AVAILABLE AS PART # AAA-009-00441

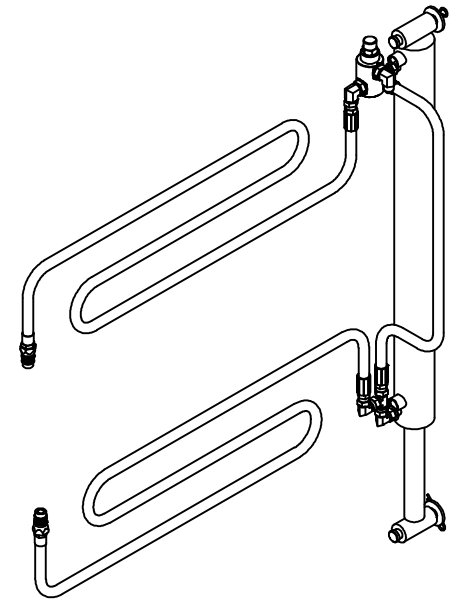
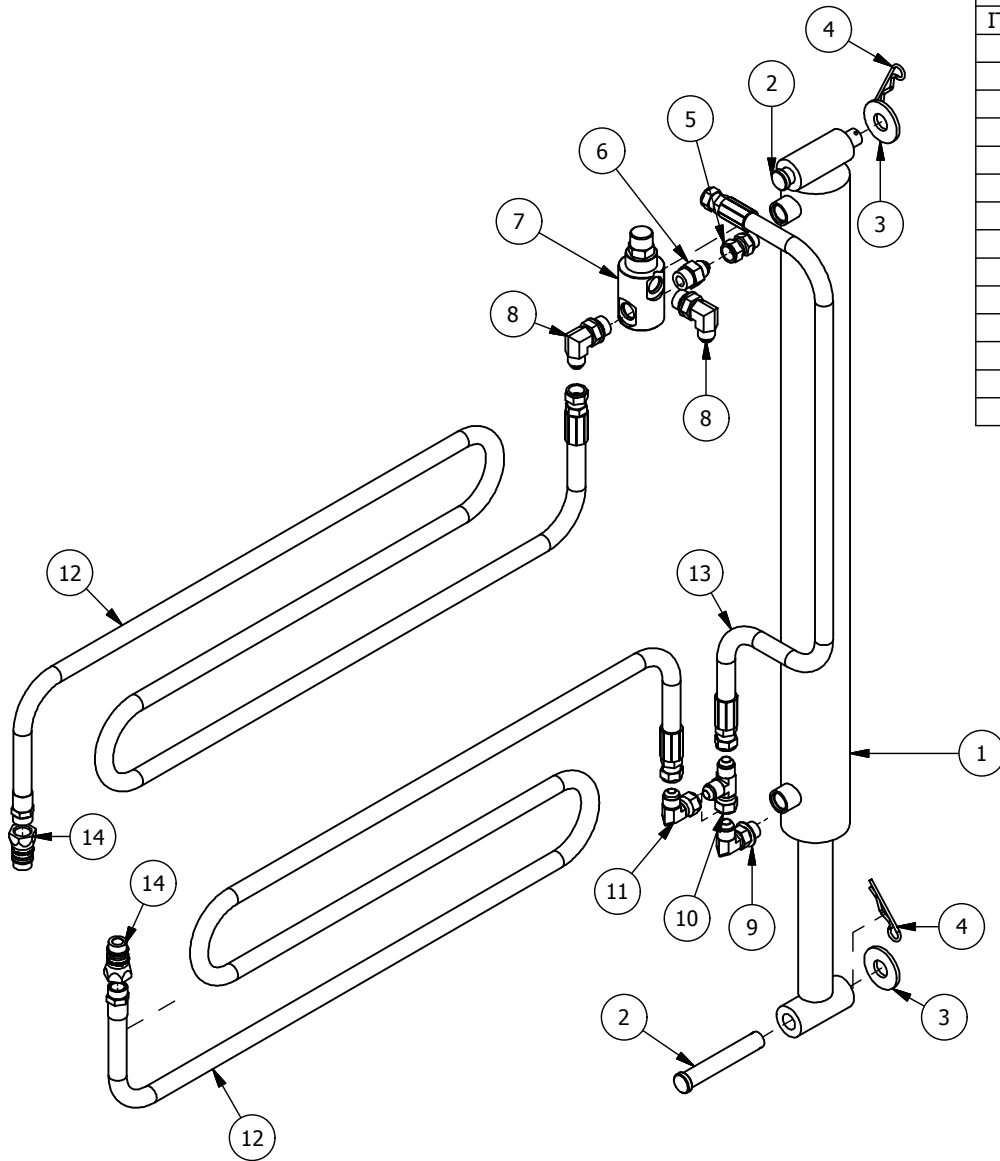


| | | | | | | |
|--|--------------|----|------|-----------------------------|----|----|
| VIEW REP : | SHEET 1 OF 1 | R# | DATE | DESCRIPTION | DR | CK |
| TITLE : KIT HOSE & FIT / 6 INCH CYL FRT RTH DROP FLOOR TWIN & SNGL 5000 - PARTS BOOK | | | | FILE NO : AAA-054-00208.idw | | |

| | | |
|--|---|--|
| DRWN : LMV | TOLERANCES (UNLESS SPECIFIED OTHERWISE) FRACTIONAL ± 1/16" DEC X.X ± 0.1" DEC X.XX ± 0.06" DEC X.XXX ± 0.031" ANGULAR ± 0.5° | |
| DATE : 1/8/2015 | | |
| MAT : | | |
| <small>CONFIDENTIAL: THESE DRAWINGS AND COPIES THEREOF REMAIN THE PROPERTY OF JAY-LOR FABRICATING INC. ANY PERSON FOUND UNLAWFULLY USING, DISTRIBUTING, OR IN POSSESSION OF THE ABOVE WILL BE PROSECUTED</small> | | |

| Parts List | | | |
|------------|---------------|---|-----|
| ITEM | PART NUMBER | TITLE | QTY |
| 1 | AAB-009-00320 | CYDR 30 STROKE (66 PIN TO PIN) | 1 |
| 2 | AAB-015-00147 | PIN PIVOT 3/4 X 4-1/2 | 2 |
| 3 | AAB-015-30015 | WSHR FLAT 3/4 USS | 2 |
| 4 | AAB-001-00019 | PIN HTCH CLIP 1/8 X 2-9/16 | 2 |
| 5 | AAB-009-00341 | FIT ADPT 8 FJIC X 8 MORB | 1 |
| 6 | AAB-009-00080 | FIT ADPT 8 MJIC X 10 MORB | 1 |
| 7 | AAB-009-00110 | VALVE PRESSURE RELIEF | 1 |
| 8 | AAB-009-00099 | FIT 90DEG 8 MJIC X 10 MORB ADJ | 2 |
| 9 | AAB-009-00076 | FIT 90DEG 8 MJIC X ADJUST 8 MORB | 1 |
| 10 | AAB-009-00029 | FIT TEE 8 MJIC X 8 FJIC X 8 MJIC | 1 |
| 11 | AAB-009-00088 | FIT 90DEG 8 MJIC X 8 FJIC SWIVEL | 1 |
| 12 | AAB-009-00175 | HOSE HYD 1/2DIA SINGLE BRAID 8 FJIC X 8 MORB 540L 3000PSI | 2 |
| 13 | AAA-009-00486 | HOSE HYD 1/2DIA SINGLE BRAID 8 FJIC X 8 FJIC 24L 3000PSI | 1 |
| 14 | AAB-009-00322 | FIT 10 MQDC X 8 FORB | 2 |

* HYDRAULIC HOSE AND FITTING KIT FOR REAR DOOR OF TWIN AUGER MACHINES IS AVAILABLE AS PART # AAA-009-00437



NOTE : WHEN FACING REAR OF MACHINE PORTS ON HYD CYL SHOULD FACE THE LTH SIDE OF MACHINE

| | | |
|------------------|---|-----------------------------------|
| DRWN : DEnwright | TOLERANCES (UNLESS SPECIFIED OTHERWISE) | JAY-LOR Fabricating Inc |
| DATE : 1/12/2015 | FRACTIONAL ± 1/16" | |
| MAT : | DEC X.X ± 0.1" | |
| | DEC X.XX ± 0.06" | |
| | DEC X.XXX ± 0.031" | |
| | ANGULAR ± 0.5° | |

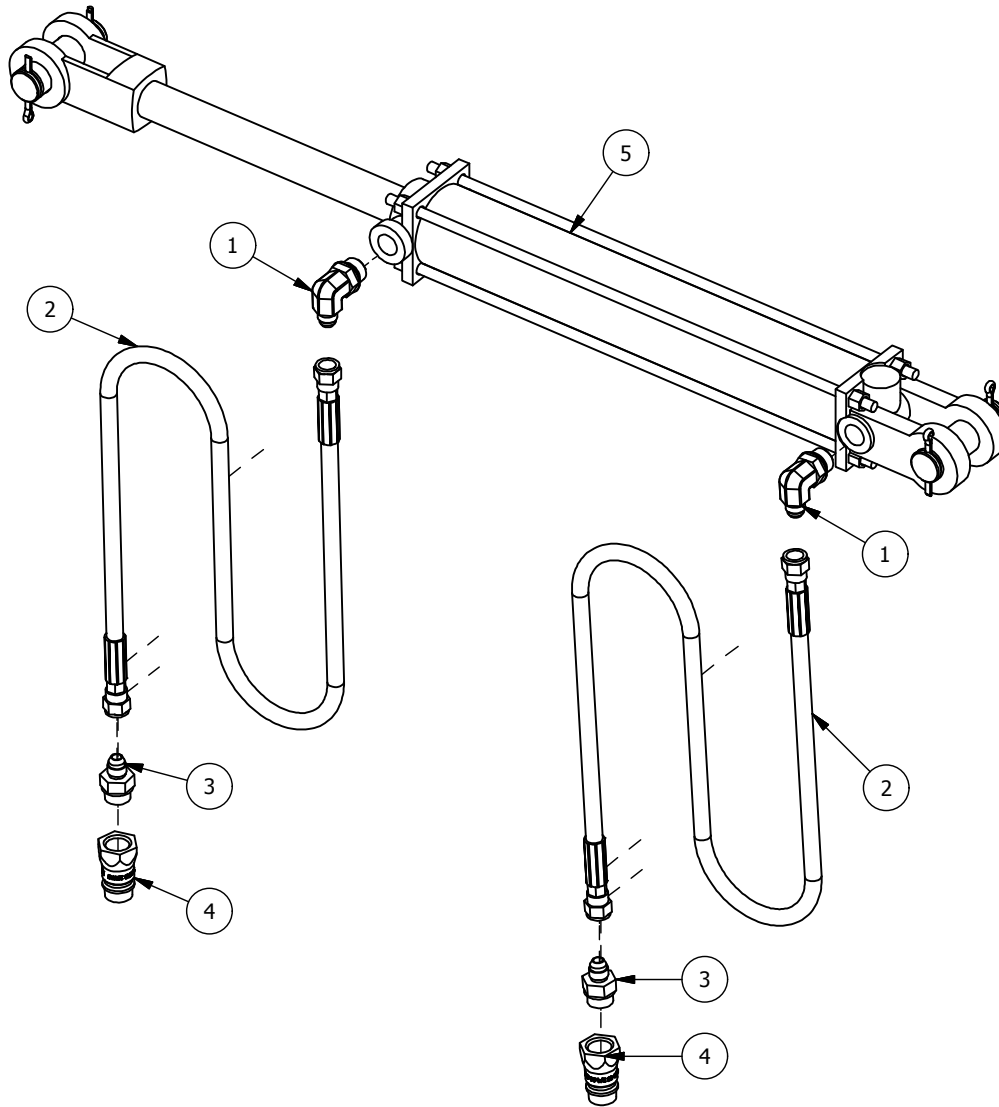
| | | | | | | |
|---|--------------|----|------|-----------------------------|----|----|
| VIEW REP : | SHEET 1 OF 1 | R# | DATE | DESCRIPTION | DR | CK |
| TITLE : KIT HOSE AND FIT / 30 INCH CYL REAR 96" & 101.5" DIA TWIN DOOR 5000 | | | | FILE NO : AAA-054-00218.idw | | |

CONFIDENTIAL: THESE DRAWINGS AND COPIES THEREOF REMAIN THE PROPERTY OF JAY-LOR FABRICATING INC. ANY PERSON FOUND UNLAWFULLY USING, DISTRIBUTING, OR IN POSSESSION OF THE ABOVE WILL BE PROSECUTED

NOTE : INSTALL CYL SO THAT PORTS
ARE FACING OUTWARD AND NOT
TOWARDS MACHINE

| Parts List | | | |
|------------|---------------|---|-----|
| ITEM | PART NUMBER | TITLE | QTY |
| 1 | AAB-009-00352 | FIT 90DEG 6 MJIC X 8 MORB ADJ | 2 |
| 2 | AAA-009-00257 | HOSE HYD 1/4DIA SINGLE BRAID 6 FJIC SWIVEL X 6 FJIC SWIVEL 540L | 2 |
| 3 | AAB-009-00074 | FIT ADPT 6 MJIC X 8 MORB | 2 |
| 4 | AAB-009-00322 | FIT 10 MQDC X 8 FORB | 2 |
| 5 | AAB-009-00330 | HYD CYDR 12 STROKE | 1 |

* HYDRAULIC HOSE AND FITTING KIT FOR REAR LTH DOOR OF
TWIN AUGER MACHINES IS AVAILABLE AS PART # AAA-009-00439



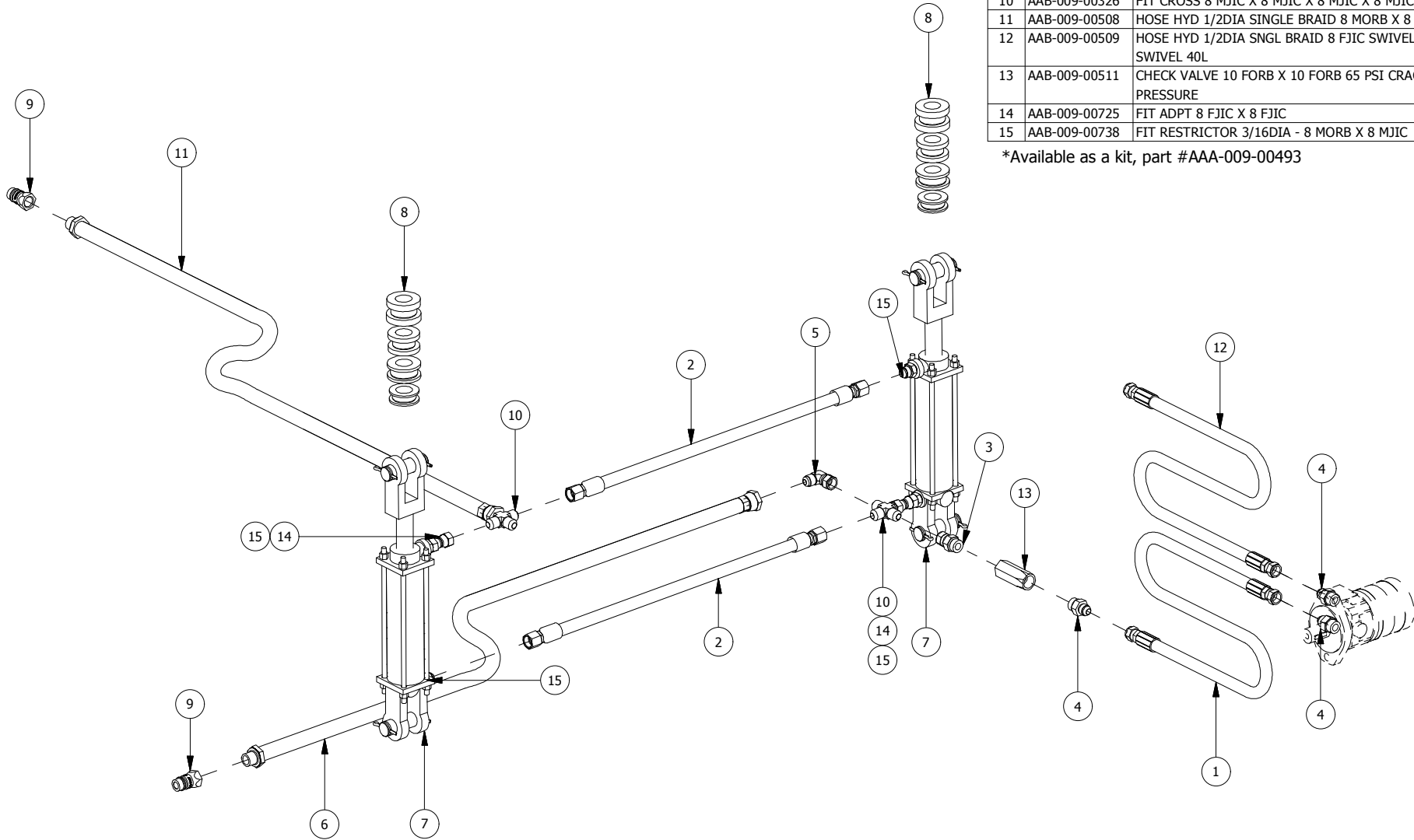
| | | |
|------------------|--|--|
| DRWN : | TOLERANCES (UNLESS SPECIFIED OTHERWISE) | |
| DATE : 1/12/2015 | FRACTIONAL ± 1/16" DEC X.X ± 0.1" DEC X.XX ± 0.06" DEC X.XXX ± 0.031" ANGULAR ± 0.5° | |
| MAT : | | |

| | | | | | | |
|---|--------------|----|------|-----------------------------|----|----|
| VIEW REP : | SHEET 1 OF 1 | R# | DATE | DESCRIPTION | DR | CK |
| TITLE : KIT HOSE & FIT / 12 INCH CYL REAR LTH DOOR TWINS 5000 | | | | FILE NO : AAA-054-00219.idw | | |

CONFIDENTIAL: THESE DRAWINGS AND COPIES THEREOF REMAIN THE PROPERTY OF JAY-LOR FABRICATING INC. ANY PERSON FOUND UNLAWFULLY USING, DISTRIBUTING, OR IN POSSESSION OF THE ABOVE WILL BE PROSECUTED

| Parts List | | | |
|------------|---------------|--|-----|
| ITEM | PART NUMBER | TITLE | QTY |
| 1 | AAA-009-00152 | HOSE HYD 1/2DIA SINGLE BRAID 8 FJIC SWIVEL X 8 FJIC SWIVEL 60L | 1 |
| 2 | AAA-009-00404 | HOSE HYD 1/2DIA SINGLE BRAID 8 FJIC X 8 FJIC 23L 3000PSI | 2 |
| 3 | AAB-009-00079 | FIT ADPT 10 MORB X 8 FJIC SWIVEL | 1 |
| 4 | AAB-009-00080 | FIT ADPT 8 MJIC X 10 MORB | 3 |
| 5 | AAB-009-00088 | FIT 90DEG 8 MJIC X 8 FJIC SWIVEL | 1 |
| 6 | AAB-009-00133 | HOSE HYD 1/2DIA SINGLE BRAID 8 MORB X 8 FJIC X 180L | 1 |
| 7 | AAB-009-00230 | HYD CYDR 6IN STROKE X 2IN BORE | 2 |
| 8 | AAB-009-00314 | LOCK COLLAR SET | 2 |
| 9 | AAB-009-00322 | FIT 10 MQDC X 8 FORB | 2 |
| 10 | AAB-009-00326 | FIT CROSS 8 MJIC X 8 MJIC X 8 MJIC X 8 MJIC | 2 |
| 11 | AAB-009-00508 | HOSE HYD 1/2DIA SINGLE BRAID 8 MORB X 8 FJIC X 168L | 1 |
| 12 | AAB-009-00509 | HOSE HYD 1/2DIA SNGL BRAID 8 FJIC SWIVEL X 8 FJIC SWIVEL 40L | 1 |
| 13 | AAB-009-00511 | CHECK VALVE 10 FORB X 10 FORB 65 PSI CRACK PRESSURE | 1 |
| 14 | AAB-009-00725 | FIT ADPT 8 FJIC X 8 FJIC | 2 |
| 15 | AAB-009-00738 | FIT RESTRICTOR 3/16DIA - 8 MORB X 8 MJIC | 4 |

*Available as a kit, part #AAA-009-00493



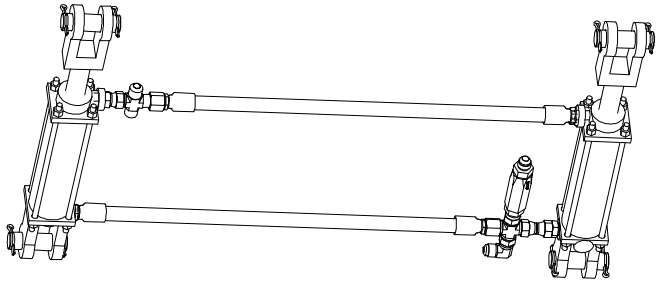
| | | | | | | |
|------------|--------------|----|------|-------------|----|----|
| VIEW REP : | SHEET 1 OF 2 | R# | DATE | DESCRIPTION | DR | CK |
|------------|--------------|----|------|-------------|----|----|

TITLE : KIT HYD FOR 6FT 4.1IN CNVR W/ 2 CYL

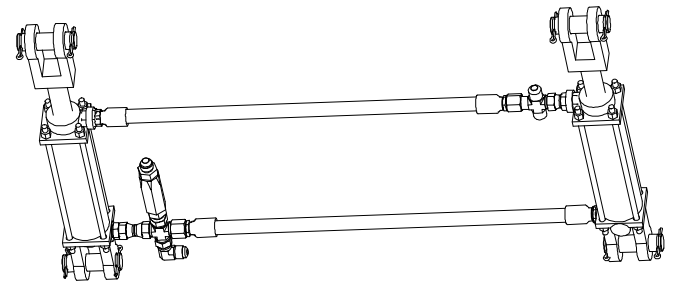
FILE NO : AAA-054-00235.idw

| | | |
|---|---|-----------------------------------|
| DRWN : Bcrawford | TOLERANCES (UNLESS SPECIFIED OTHERWISE) FRACTIONAL ± 1/16" DEC X.X ± 0.1" DEC X.XX ± 0.06" DEC X.XXX ± 0.031" ANGULAR ± 0.5° | JAY-LOR Fabricating Inc |
| DATE : 1/19/2015 | | |
| MAT : | | |
| CONFIDENTIAL: THESE DRAWINGS AND COPIES THEREOF REMAIN THE PROPERTY OF JAY-LOR FABRICATING INC. ANY PERSON FOUND UNLAWFULLY USING, DISTRIBUTING, OR IN POSSESSION OF THE ABOVE WILL BE PROSECUTED | | |

LTH



RTH



DRWN : Bcrawford

DATE : 1/19/2015

MAT :

TOLERANCES (UNLESS SPECIFIED OTHERWISE)
 FRACTIONAL ± 1/16"
 DEC X.X ± 0.1"
 DEC X.XX ± 0.06"
 DEC X.XXX ± 0.031"
 ANGULAR ± 0.5°



VIEW REP :

SHEET 2 OF 2

R#

DATE

DESCRIPTION

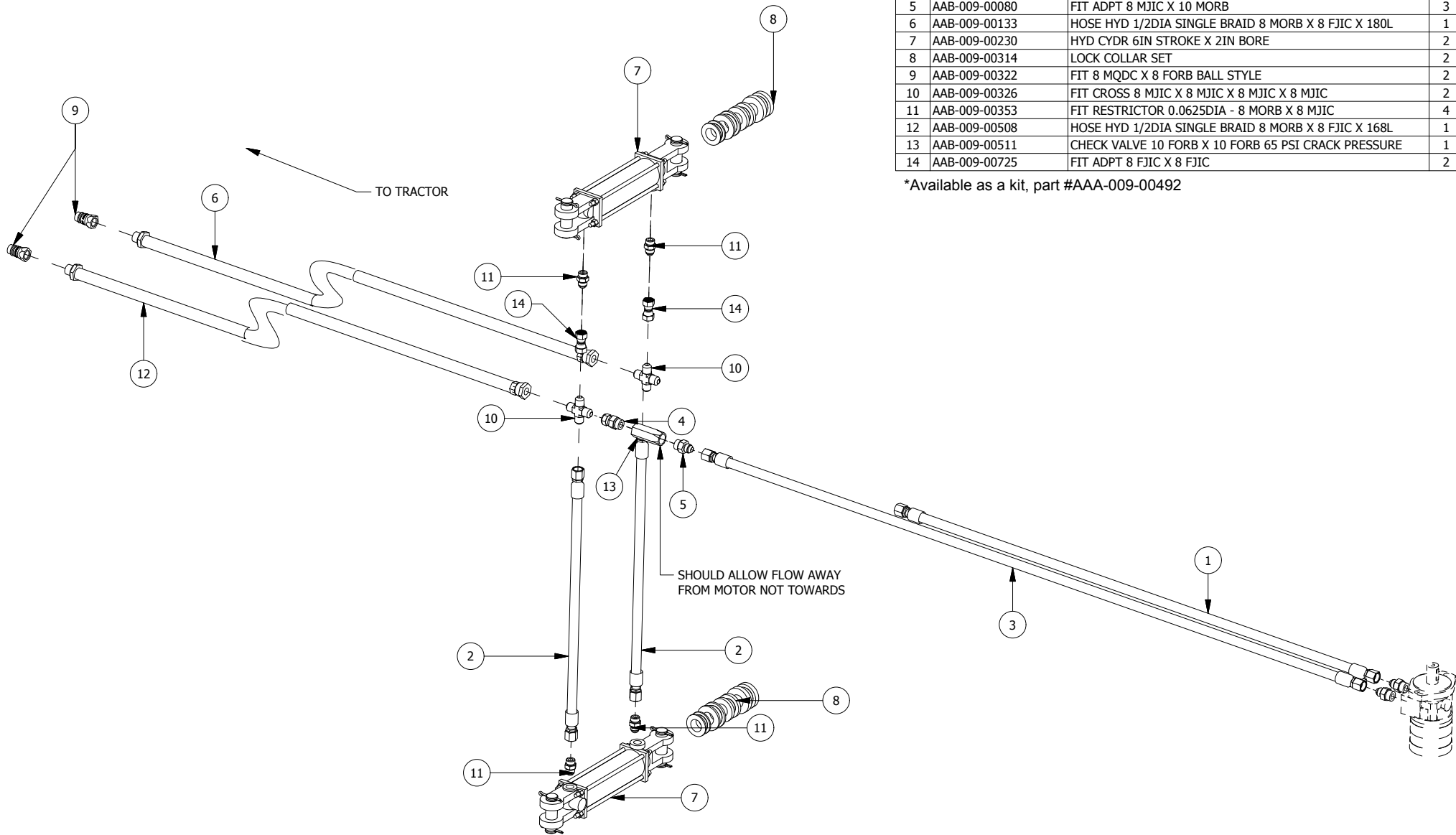
DR

CK

TITLE : KIT HYD FOR 6FT 4.1IN CNVR W/ 2 CYL

FILE NO : AAA-054-00235.idw

CONFIDENTIAL: THESE DRAWINGS AND COPIES THEREOF REMAIN THE PROPERTY OF JAY-LOR FABRICATING INC. ANY PERSON FOUND UNLAWFULLY USING, DISTRIBUTING, OR IN POSSESSION OF THE ABOVE WILL BE PROSECUTED



| Parts List | | | |
|------------|---------------|--|-----|
| ITEM | PART NUMBER | TITLE | QTY |
| 1 | AAA-009-00213 | HOSE HYD 1/2DIA SINGLE BRAID 8 FJIC X 8 FJIC 48L 3000PSI | 1 |
| 2 | AAA-009-00404 | HOSE HYD 1/2DIA SINGLE BRAID 8 FJIC X 8 FJIC 24L 3000PSI | 2 |
| 3 | AAA-009-00405 | HOSE HYD 1/2DIA SINGLE BRAID 8 FJIC X 8 FJIC 67L 3000PSI | 1 |
| 4 | AAB-009-00079 | FIT ADPT 10 MORB X 8 FJIC SWIVEL | 1 |
| 5 | AAB-009-00080 | FIT ADPT 8 MJIC X 10 MORB | 3 |
| 6 | AAB-009-00133 | HOSE HYD 1/2DIA SINGLE BRAID 8 MORB X 8 FJIC X 180L | 1 |
| 7 | AAB-009-00230 | HYD CYDR 6IN STROKE X 2IN BORE | 2 |
| 8 | AAB-009-00314 | LOCK COLLAR SET | 2 |
| 9 | AAB-009-00322 | FIT 8 MQDC X 8 FORB BALL STYLE | 2 |
| 10 | AAB-009-00326 | FIT CROSS 8 MJIC X 8 MJIC X 8 MJIC X 8 MJIC | 2 |
| 11 | AAB-009-00353 | FIT RESTRICTOR 0.0625DIA - 8 MORB X 8 MJIC | 4 |
| 12 | AAB-009-00508 | HOSE HYD 1/2DIA SINGLE BRAID 8 MORB X 8 FJIC X 168L | 1 |
| 13 | AAB-009-00511 | CHECK VALVE 10 FORB X 10 FORB 65 PSI CRACK PRESSURE | 1 |
| 14 | AAB-009-00725 | FIT ADPT 8 FJIC X 8 FJIC | 2 |

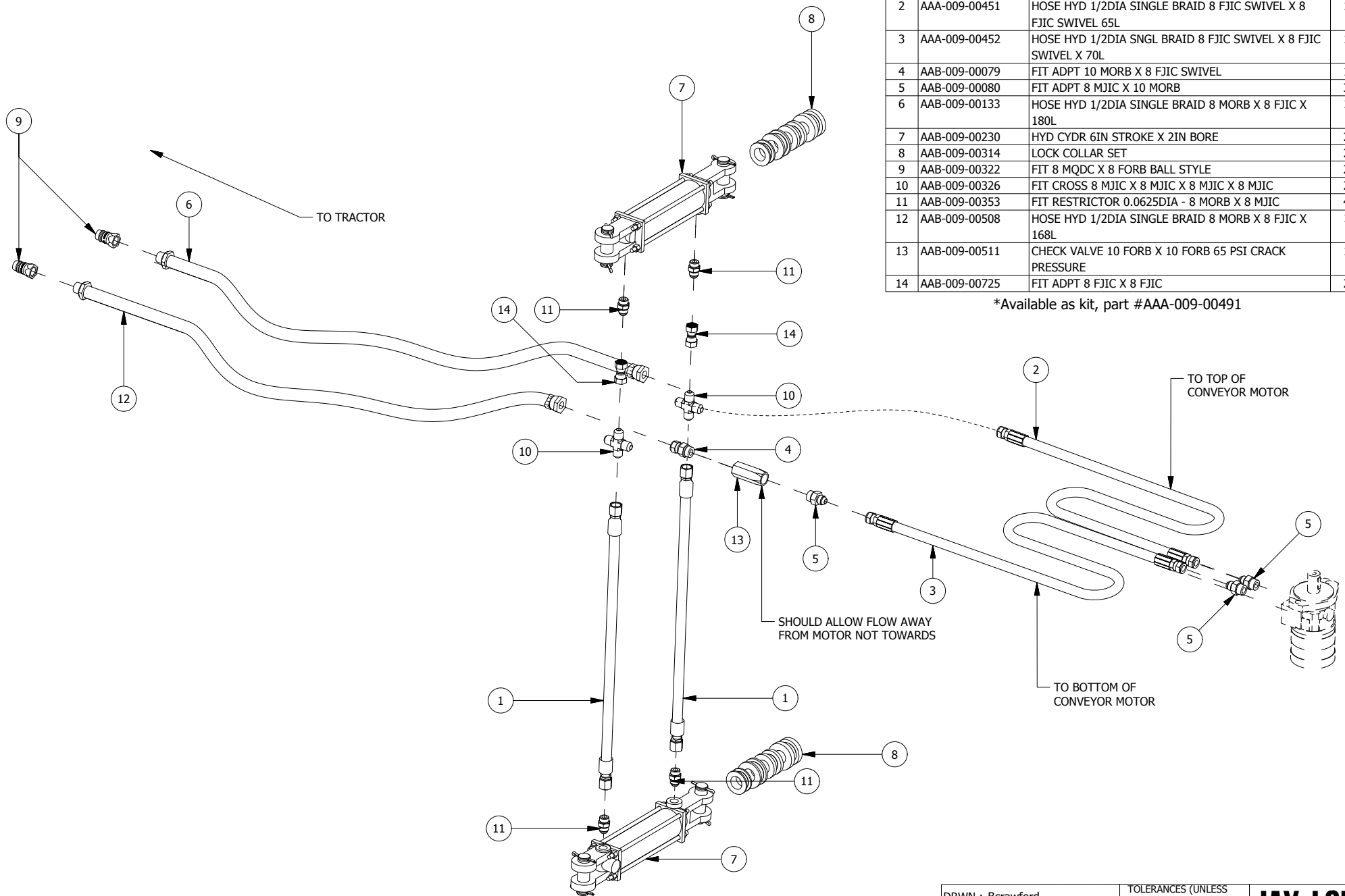
*Available as a kit, part #AAA-009-00492

*HOSES NOT TO SCALE

| | | |
|------------------|---|--|
| DRWN : Bcrawford | TOLERANCES (UNLESS SPECIFIED OTHERWISE) FRACTIONAL ± 1/16" DEC X.X ± 0.1" DEC X.XX ± 0.06" DEC X.XXX ± 0.031" ANGULAR ± 0.5° | |
| DATE : 6/2/2016 | | |
| MAT : | | |

| | | | | | | |
|--|--------------|----|------|-----------------------------|----|----|
| VIEW REP : | SHEET 1 OF 1 | R# | DATE | DESCRIPTION | DR | CK |
| TITLE : KIT HYD FOR 6FT 60IN CNVR W/ 2 CYL | | | | FILE NO : AAA-054-00236.idw | | |

CONFIDENTIAL: THESE DRAWINGS AND COPIES THEREOF REMAIN THE PROPERTY OF JAY-LOR FABRICATING INC. ANY PERSON FOUND UNLAWFULLY USING, DISTRIBUTING, OR IN POSSESSION OF THE ABOVE WILL BE PROSECUTED



| Parts List | | | |
|------------|---------------|--|-----|
| ITEM | PART NUMBER | TITLE | QTY |
| 1 | AAA-009-00404 | HOSE HYD 1/2DIA SINGLE BRAID 8 FJIC X 8 FJIC 24L 3000PSI | 2 |
| 2 | AAA-009-00451 | HOSE HYD 1/2DIA SINGLE BRAID 8 FJIC SWIVEL X 8 FJIC SWIVEL 65L | 1 |
| 3 | AAA-009-00452 | HOSE HYD 1/2DIA SNGL BRAID 8 FJIC SWIVEL X 8 FJIC SWIVEL X 70L | 1 |
| 4 | AAB-009-00079 | FIT ADPT 10 MORB X 8 FJIC SWIVEL | 1 |
| 5 | AAB-009-00080 | FIT ADPT 8 MJIC X 10 MORB | 3 |
| 6 | AAB-009-00133 | HOSE HYD 1/2DIA SINGLE BRAID 8 MORB X 8 FJIC X 180L | 1 |
| 7 | AAB-009-00230 | HYD CYDR 6IN STROKE X 2IN BORE | 2 |
| 8 | AAB-009-00314 | LOCK COLLAR SET | 2 |
| 9 | AAB-009-00322 | FIT 8 MQDC X 8 FORB BALL STYLE | 2 |
| 10 | AAB-009-00326 | FIT CROSS 8 MJIC X 8 MJIC X 8 MJIC X 8 MJIC | 2 |
| 11 | AAB-009-00353 | FIT RESTRICTOR 0.0625DIA - 8 MORB X 8 MJIC | 4 |
| 12 | AAB-009-00508 | HOSE HYD 1/2DIA SINGLE BRAID 8 MORB X 8 FJIC X 168L | 1 |
| 13 | AAB-009-00511 | CHECK VALVE 10 FORB X 10 FORB 65 PSI CRACK PRESSURE | 1 |
| 14 | AAB-009-00725 | FIT ADPT 8 FJIC X 8 FJIC | 2 |

*Available as kit, part #AAA-009-00491

*HOSES NOT TO SCALE

| | | |
|------------------|---|--|
| DRWN : Bcrawford | TOLERANCES (UNLESS SPECIFIED OTHERWISE) FRACTIONAL ± 1/16" DEC X.X ± 0.1" DEC X.XX ± 0.06" DEC X.XXX ± 0.031" ANGULAR ± 0.5° | |
| DATE : 6/2/2016 | | |
| MAT : | | |

| | | | | | | |
|--|--------------|----|------|-----------------------------|----|----|
| VIEW REP : | SHEET 1 OF 1 | R# | DATE | DESCRIPTION | DR | CK |
| TITLE : KIT HYD FOR 6FT 72IN CNVR W/ 2 CYL | | | | FILE NO : AAA-054-00237.idw | | |

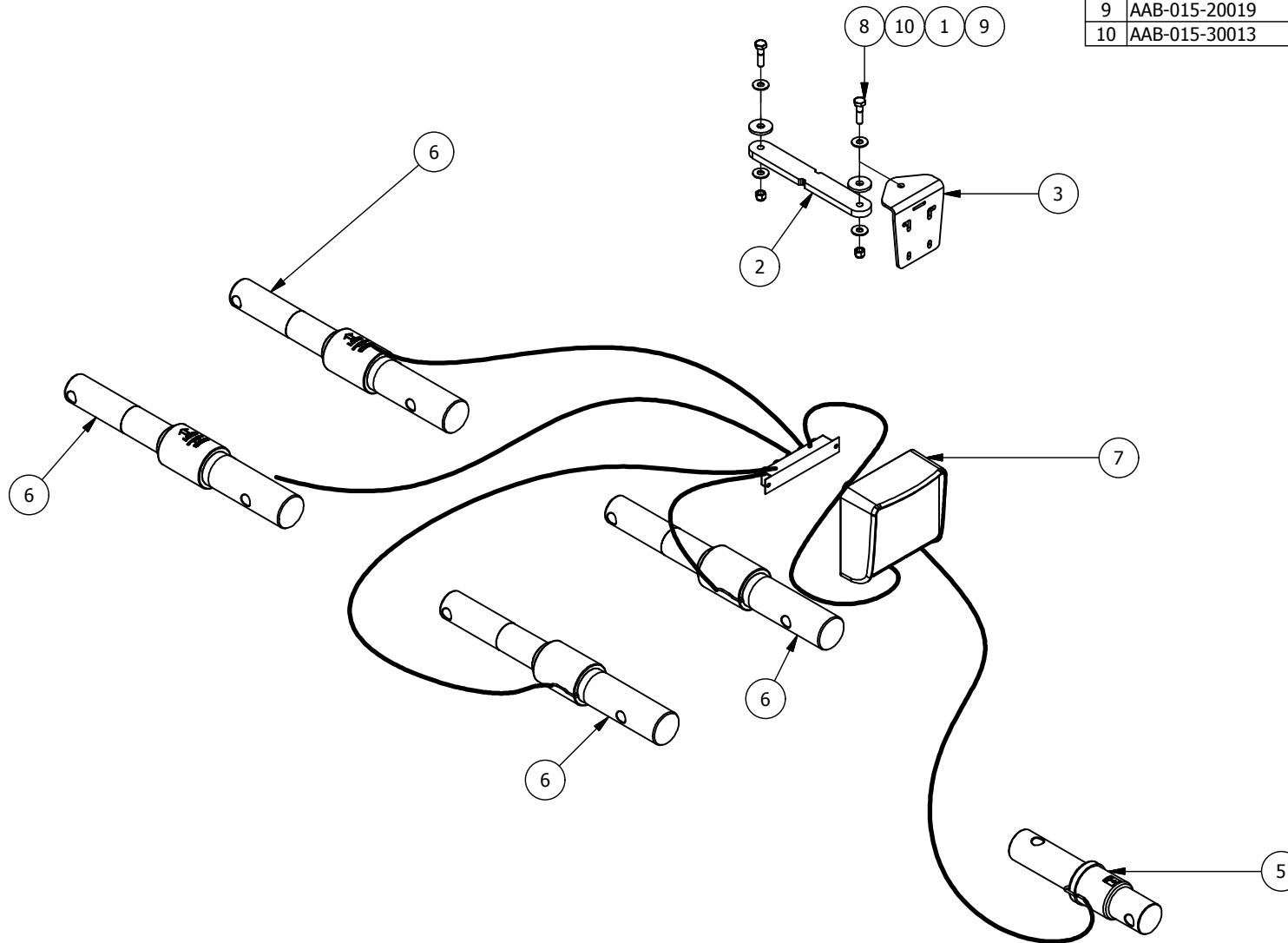
CONFIDENTIAL: THESE DRAWINGS AND COPIES THEREOF REMAIN THE PROPERTY OF JAY-LOR FABRICATING INC. ANY PERSON FOUND UNLAWFULLY USING, DISTRIBUTING, OR IN POSSESSION OF THE ABOVE WILL BE PROSECUTED

O. 010 – SCALE / LIGHTING PARTS**Drawing Number Reference Chart:**

| Part | Model | | | |
|--------------------|---------------|--------|---------|---------|
| | 5750HD | 5850HD | 51000HD | 51250HD |
| Scale System | AAA-054-00138 | | | |
| Light Bar Assembly | AAA-054-00497 | | | |

Parts List

| ITE | PART NUMBER | TITLE | QTY |
|-----|------------------|-----------------------------------|-----|
| 1 | AAA-000-00059 | WSHR URETHANE 2DIA | 2 |
| 2 | AAA-002-00995-P3 | SCALE HEAD SWING ARM 5/8T (BLACK) | 1 |
| 3 | AAA-010-00048 | SCALE HEAD MNT BRKT 1/4T | 1 |
| 4 | AAB-010-00115 | 4 Weigh Bar, 5 Pin Junction Box | 1 |
| 5 | AAB-010-00191 | DG WB 2-7/8DIA X 15-3/4L | 1 |
| 6 | AAB-010-00195 | WB 2-5/8DIA 3-1/8DIA 26-1/4L | 4 |
| 7 | AAB-010-00197 | DG INDICTR - STAD 04 | 1 |
| 8 | AAB-015-10064 | BOLT HEX 1/2 X 2 UNC GRD 5 | 2 |
| 9 | AAB-015-20019 | NUT NYLON LOCK 1/2 UNC GRD 2 | 2 |
| 10 | AAB-015-30013 | WSHR FLAT 1/2 USS | 4 |



| | | |
|-------------------|---|--|
| DRWN : Jan .v. Ee | TOLERANCES (UNLESS SPECIFIED OTHERWISE) FRACTIONAL ± 1/16" DEC X.X ± 0.1" DEC X.XX ± 0.06" DEC X.XXX ± 0.031" ANGULAR ± 0.5° | |
| DATE : 1/21/2015 | | |
| MAT : | | |

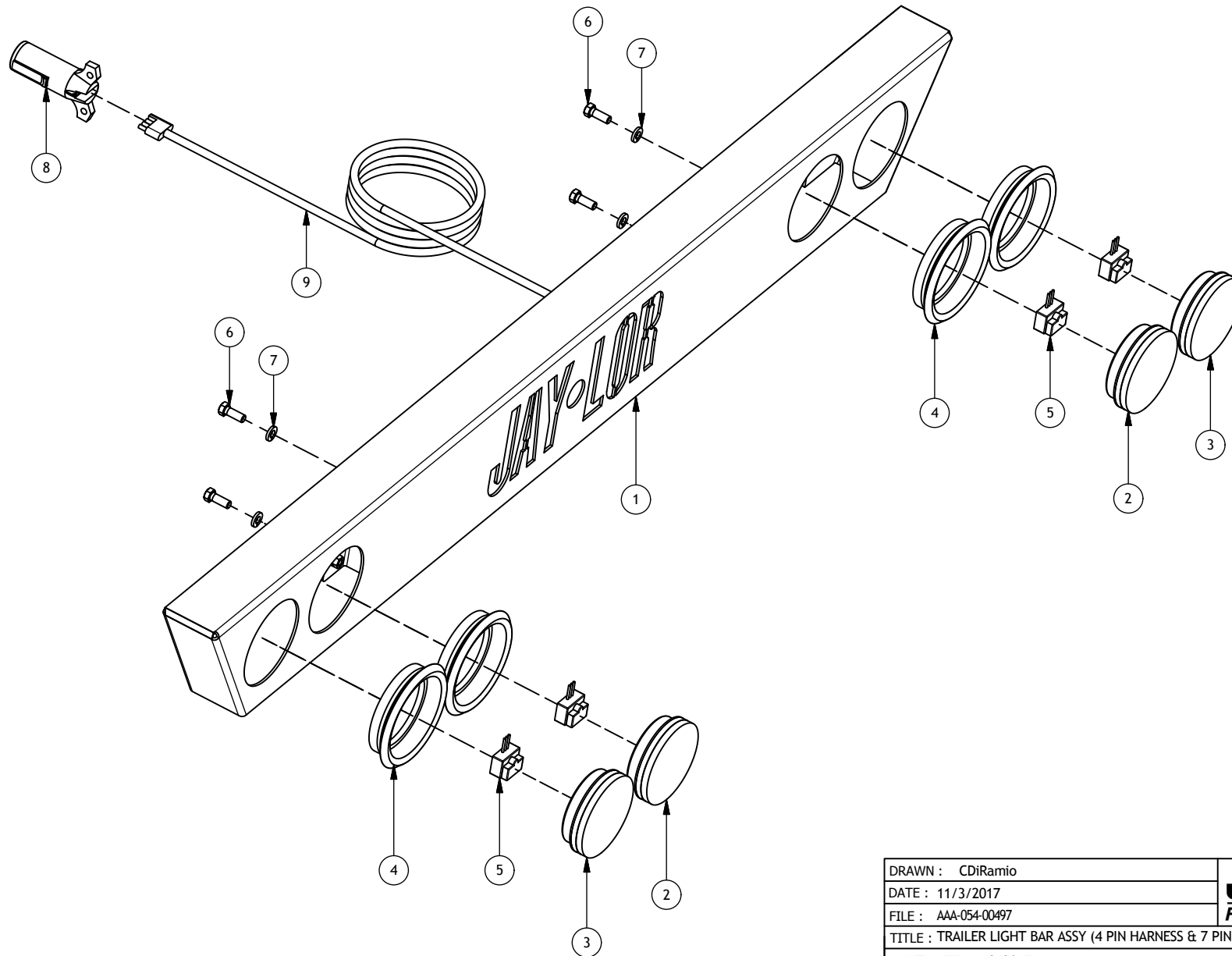
CONFIDENTIAL: THESE DRAWINGS AND COPIES THEREOF REMAIN THE PROPERTY OF JAY-LOR FABRICATING INC. ANY PERSON FOUND UNLAWFULLY USING, DISTRIBUTING, OR IN POSSESSION OF THE ABOVE WILL BE PROSECUTED

| VIEW REP : | SHEET 1 OF 1 | R# | DATE | DESCRIPTION | DR | CK |
|--|--------------|----|------|-----------------------------|----|----|
| TITLE : HD SERIES SCALE SYSTEM (5 BAR) | | | | | | |
| | | | | FILE NO : AAA-054-00138.idw | | |

LIGHT BAR ASSEMBLY

Parts List

| ITEM | PART NUMBER | TITLE | QTY |
|------|------------------|--|-----|
| 1 | AAA-018-00037-P3 | LIGHTBAR RETRO PAINTED | 1 |
| 2 | AAB-018-00131 | 4" SEALED STOP/TAIL/MARKER LAMP (GLOLIGHT) | 2 |
| 3 | AAB-018-00132 | 4" SEALED PARKING/TURN SIGNAL (GLOLIGHT) | 2 |
| 4 | AAB-018-00147 | 4" SIGNAL/BRAKE LIGHT GROMMET | 4 |
| 5 | AAB-018-00148 | 4" SIGNAL/BRAKE LIGHT PIGTAIL | 4 |
| 6 | AAB-015-10056 | BOLT HEX 3/8 X 1 UNC GRD 2 | 4 |
| 7 | AAB-015-30017 | WSHR LOCK 3/8 | 4 |
| 8 | AAB-018-00002 | PLUG ADPT RETRO 7-RND FOR LIGHT PACKAGES | 1 |
| 9 | AAB-018-00146 | 30 FT 14/4 TRAILER CABLE W/ TRAILER 4 PRONG PLUG | 1 |



| | | |
|---|-----------------------------------|---|
| DRAWN : CDiRamio | JAY-LOR Fabricating Inc | TOLERANCES (UNLESS SPECIFIED OTHERWISE) |
| DATE : 11/3/2017 | | FRACTIONAL ± 1/16" |
| FILE : AAA-054-00497 | | DEC X.X ± 0.1" |
| TITLE : TRAILER LIGHT BAR ASSY (4 PIN HARNESS & 7 PIN ADPT) | | DEC X.XX ± 0.06" |
| | | DEC X.XXX ± 0.031" |
| | | ANGULAR ± 0.5° |
| PRINT DATE: 11/3/2017 | SHEET 1 OF 1 | |
| CONFIDENTIAL: THESE DRAWINGS AND COPIES THEREOF REMAIN THE PROPERTY OF JAY-LOR FABRICATING INC. ANY PERSON FOUND UNLAWFULLY USING, DISTRIBUTING, OR IN POSSESSION OF THE ABOVE WILL BE PROSECUTED | | |